



Product Catalog

Products and Prices are valid til July 31st, 2022

Product's and Prices are updated monthly

Seattle City Light - Puget Sound Energy - SnoPUD customers qaulify for instant rebate prices



www.LEDtoGO.us




Lighting to Go Instant Rebate Program Details

Product Category	Seattle City Light - Puget Sound Energy - Snohomish PUD		
	Eligible Products	Instant Rebate	
Linear LEDs	T8 LEDs 2, 3, 4ft and U-Bend (all types A/B/C and dual mode)	-\$4	
	T5 and T5HO LEDs, 4ft	-\$4	
Pin-Base Replacement Lamps for CFLs	4-Pins Only	-\$3	
LED Recessed Downlights	Includes retrofits, excludes pendants Limit: 30 per project site address	-80% up to -\$30	
LED Exterior: Pole, Arm, and Wall Mounted Luminaries	Replacing HID Includes retrofits Limit: 25 per project site address	15W or less	-80% up to -\$40
		16W - 30W	-80% up to -\$50
		31W - 40W	-80% up to -\$70
		41W - 50W	-80% up to -\$110
		51W - 90W	-80% up to -\$175
		91W - 105W	-80% up to -\$210
		106W - 155W	-80% up to -\$250
		156W - 315W	-80% up to -\$645
LED Troffers	1x4, 2x2, 2x4 (Includes retrofits) Limit: 25 per project site address	-80% up to -\$20	
LED Wraps & Strips	Direct / Indirect Limit: 10 per project address	-80% up to -\$15	
LED High Bays	High and Low Bays Limit: 10 per project address	0W - 50W	-80% up to -\$15
		51W - 125W	-80% up to -\$45
		126W +	-80% up to -\$140
HID LED Replacement Lamps (Corn Lamp)	Mogul Base (E39/40) Type B and C only	25W or less	-\$40
		26W - 60W	-\$90
		61W - 100W	-\$100
		101W - 200W	-\$150
		201W +	-\$300

***To qualify for instant rebates:**

- Retrofit projects only
- All lamps must be DLC listed. Recessed downlights must be ENERGY Star Listed. All other fixtures must be DLC listed.
- Site address, email address and phone number is required at the time of sale for fixtures of any quantity
- The incentive amount can not exceed 80% of the products regular retail cost
- Incentives valid through 12/31/2022
- Products receiving incentives through the Lighting to Go Program are not eligible to receive incentives through other lighting programs



Wall Packs, Knuckle Floods, Floods & Canopy Fixtures

Wall Packs w/Photocells		Item #	Product SKU	Watt	Lumen	Efficacy	Voltage	CCT(K)	CRI	DLC Listing	DLC ID#	Retail	Partner	Rebate
Built in Photocell (5000K)		WP0070	LOC-WP-40W50KD-LV	40w	5,800LM	145lm/W	120-277	5,000K	80	5.1 coming	PLQ2S2DR4WL			NA
		WP0071	LOC-WP-120W50KD-LV	120W	17,400LM	145LM/W	120-277	5,000K	80	5.1 coming	PLXSK91V9XYI			NA
Adjustable Watt Built-in Photocell		WP0103	LOC-WP-MW(20/25/40/60)50KDVLV	20, 25, 40 & 60W	3,500 - 8,400LM	140LM/W	120-277	5000K	70	Premium	P26JSZIL			-80% up to -\$175
		WP0104	LOC-WP-MW(60/80/100/120)50KDVLV	60, 80, 100 & 120W	8,100 - 16,200LM	135LM/W	120-277	5000K	70	Premium	P30ZMFXW			-80% up to -\$250
Adjustable Watt & CCT Built-in Photocell		WP0092	LOC-WP-80MW(25/40/60/80)MCCT(30/40/50)DLV	25,40,60 & 80W	3,475 - 11,200LM	139LM/W	120-277	3000K 4000K	70	Premium	PL7X4BE7CAFY			-80% up to -\$175
		WP0093	LOC-WP-120MW (60/80/100/120)MCCT(30/40/50)DLV	60,80,100 & 120W	8,100 - 16,200LM	135LM/W	120-277	5000K	70	Premium	PL7JTSLOAO9P			-80% up to -\$250
Accessories		(LOD-WP only) Photocell(AO0022)												


We offer Retail and Partner Pricing. Call or email us today for pricing.

Wall Packs w/Dim. Drivers		Item #	Product SKU	Watt	Lumen	Efficacy	Voltage	CCT(K)	CRI	DLC Listing	DLC ID#	Retail	Partner	Rebate
Full Cut Off Adjustable Wall Pack (5000K)		WP0081	LOD-AWP-30W-50K-LV-V12 (built in Photocell)	30W	3,450LM	115LM/W	120-277	5,000K	70	UL	NA			NA
		WP0030	LOD-AWP-50W-50K-LV-V12	40W	4,680LM	117LM/W	120-277	5,000K	70	Standard	PLP5T1RQOUKR			-80% up to -\$110
		WP0031	LOD-AWP-75W-50K-LV-V12	75W	9,000LM	120LM/W	120-277	5,000K	70	UL	NA			NA
		WP0032	LOD-AWP-100W-50K-LV-V12	100W	12,000LM	120LM/W	120-277	5,000K	70	UL	NA			NA
Accessories		Photocell(AO0022)												


We offer Retail and Partner Pricing. Call or Email us today for pricing.

Mini Wall Pack w/Photocell		Item #	Product SKU	Watt	Lumen	Efficacy	Voltage	CCT(K)	CRI	DLC Listing	DLC ID#	Retail	Partner	Rebate
Built in Photocell, Easy install bracket		WP0051	LOD-MWP-8WD50K-HLV2	8W	1,128LM	141LM/W	120-277	5,000K	70	UL	NA			NA
		WP0042	LOD-MWP-15WD50K-HLV2	15W	2,115LM	141LM/W	120-277	5,000K	70	UL	NA			NA
		WP0044	LOD-MWP-15WD30K-HLV2	15W	2,230LM	140LM/W	120-277	3,000K	70	UL	NA			NA
		WP0049	LOD-MWP-25W50K (White)	25W	3,554LM	142LM/W	120-277	5,000K	70	UL	NA			NA
Adjustable Watt & CCT Built-in photocell		WP0105	LOC-MWP-MW(8/10/15/25)MCCT(30/40/50)	8, 10, 15 & 25W	1,040 - 3,250LM	130LM/W	120-277	3000K 4000K	70	Premium	S-Z3LOD2			-80% up to -\$50
		WP0106	LOC-MWP-MW(8/10/15/25)MCCT(30/40/50)(White)	8, 10, 15 & 25W	1,040 - 3,250LM	130LM/W	120-277	5000K	70	Premium	S-Z3LOD2			-80% up to -\$50


We offer Retail and Partner pricing. Call or Email us today for pricing.

Knuckle Mount Floods		Item #	Product SKU	Watt	Lumen	Efficacy	Voltage	CCT(K)	CRI	DLC Listing	DLC ID#	Retail	Partner	Rebate
KNUCKLE F MOUNT FLOOD LIGHTS (5000K)		FLO026	LOD-KFL-20W-50K-LV-V11 (Knuckle)	20W	2,080LM	104LM/W	120-277	5,000K	80	UL	NA			NA
		FLO055	LOD-KFL-20W-50K-LV-V11 (U-bracket)	20W	2,080LM	104LM/W	120-277	5,000K	80	UL	NA			NA
		FLO027	LOD-KFL-30W-50K-LV-V11 (Knuckle)	30W	3,050LM	102LM/W	120-277	5,000K	80	UL	NA			NA
		FLO056	LOD-KFL-30W-50K-LV-V11 (U-bracket)	30W	3,050LM	102LM/W	120-277	5,000K	80	UL	NA			NA
		FLO049	LOD-KFL-45W-50K-LV-V11 (Knuckle)	45W	5,670LM	126LM/W	120-277	5,000K	70	UL	NA			NA
		FLO048	LOD-KFL-45W-50K-LV-V11 (U-bracket)	45W	5,670LM	126LM/W	120-277	5,000K	70	UL	NA			NA
Accessories		Photocell(AO0022)												

We offer Retail and Partner pricing. Call or email us today for pricing.

LED Flood Lights		Item #	Product SKU	Watt	Lumen	Efficacy	Voltage	CCT(K)	CRI	DLC Listing	DLC ID#	Retail	Partner	Rebate
Flood FLOOD FIXTURE w/built in Photocell (5000K)		FLO001	LOD-FL-10W50K-HL	10W	1,200LM	120LM/W	100-277	5,000K	75	Premium	PZQDKYTU			-80% up to -\$40
		FLO018	LOD-FL-50W50K-HL	50W	6,200LM	124LM/W	100-277	5,000K	75	UL	NA			NA
		FLO020	LOD-FL-100W50K-HL	100W	12,800LM	128LM/W	100-277	5,000K	75	UL	NA			NA
		FLO012	LOD-FL-150W50K-HL	150W	19,000LM	127LM/W	100-277	5,000K	75	Premium	PYDYFKH7			-80% up to -\$250
		FLO013	LOD-FL-200W50K-HL	200W	24,500LM	123LM/W	100-277	5,000K	75	UL	NA			NA

We offer Retail and Partner pricing. Call or Email us today for pricing.



LED Canopy Fixtures		Item #	Product SKU	Watt	Lumen	Efficacy	Voltage	CCT(K)	CRI	DLC Listing	DLC ID#	Retail	Partner	Rebate
FLOOD FIXTURE w/built in Photocell (5000K)		FLO100	LOC-MUFL-100W50KD	100W	14,200lm	142LM/W	120-347	5,000K	70	Premium	PL6RCQWR544I			-80% up to -\$210
		FLO101	LOC-MUFL-150W50KD	150W	21,750LM	142LM/W	120-347	5,000K	70	Premium	PLHN18H306KY			-80% up to -\$250
		FLO102	LOC-MUFL-200W50KD	200W	29,000LM	142LM/W	120-347	5,000K	70	Premium	PLGKCY3915B			-80% up to -\$645
		FLO103	LOC-MUFL-240W50KD	240W	34,800LM	142LM/W	120-347	5,000K	70	Premium	PLX9M14IULFR			-80% up to -\$645


We offer Retail and Partner pricing. Call or Email us today for pricing.


LED Canopy Fixtures		Item #	Product SKU	Watt	Lumen	Efficacy	Voltage	CCT(K)	CRI	DLC Listing	DLC ID#	Retail	Partner	Rebate
Square Canopy		CP0018	CP01A-40-50K-LV-D	40W	4,760lm	119lm/W	120-277	5,000K	80	UL	NA			NA
		CP0013	LOC-CP-75W50K-LV	75W	9,900lm	132LM/W	120-277	5,000K	80	Premium	PLLD0AKJVY3C			-80% up to -\$175
Adj. Watt & Adj. CCT		CP0021	LOC-RDCP-MW(40/50/60/75)MCCT(30/40/50)DLV	40, 50, 60 & 75W	5,600LM - 10,500LM	140LM/W	120-277	3000K 4000K 5000K	80	Premium	S-OYSRW7			-80% up to -\$175
		CP0014	RL-CP-150W-H3-M2-N-DW	145W	19,319LM	145LM/W	120-277	5,000K	70	UL	NA			NA


We offer Retail and Partner pricing. Call or Email us today for pricing.


UFO & Linear High Bays, Remote Sensors, Emergency Drivers & Exit Signs


Remote High Bays		Item #	Product SKU	Watt	Lumen	Efficacy	Voltage	CCT(K)	CRI	DLC Listing	DLC ID#	Retail	Partner	Rebate
Adjustable Watt (5000K)		HB0191	LOC-ELHB-MW(80/100/150)50KD-LV	80, 100 & 150W	12,000 - 22,500LM	155 - 150LM/W	120-277V	5,000K	70	Premium	PWWQCJ1K	We offer Retail and Partner pricing. Call or Email us today for pricing.		-80% upto -\$140
		HB0192	LOC-ELHB-MW(180/200/250)50KD-LV	180, 200 & 250W	22,500 - 37,500LM	150 - 145LM/W	120-277V	5,000K	70	Premium	P9VDHF8R		-80% upto -\$140	
Adj. Watt & Adj. CCT (3000/5000K)		HB0197	LOC-ELHB-MW(80/100/150)MCCT(30/40/50)-LV	80, 100 & 150W	6,955 - 11,012LM	155 - 150LM/W	120-277V	30,40& 5,000K	85	Premium	PLFVW8SMYH6A		-80% upto -\$140	
		HB0193	LOC-ELHB-300W50KD-LV	300W	45,000LM	150LM/W	120-277V	5,000K	70	Premium	PAGM6LRW		-80% upto -\$140	
Accessories		Remote-Controllable Motion Sensor(AO0224), Remote control(AO0198) Pendant Mount (AO0168) Emergency Battery Options (DR0064) & (DR0063)												


Remote High Bays		Item #	Product SKU	Watt	Lumen	Efficacy	Voltage	CCT(K)	CRI	DLC Listing	DLC ID#	Retail	Partner	Rebate
Green Driver High Bay (UFP) with Dimmable Driver (5000K)		HB0137	LOC-GDHB-100W50KD-LV	100W	15,219LM	154LM/W	120-347	5,000K	70	UL	NA	We offer Retail and Partner pricing. Call or Email us today for pricing.		NA
		HB0180	LOC-GDHB-MW(80/100/120/150)50KD-LV	80,100, 120 & 150W	11,680 - 21,900LM	146LM/W	120-347	5000K	70	Premium	PDM4I7LB		-80% upto -\$140	
		HB0181	LOC-GDHB-MW(180/200/220/240)50KD-LV	180,800, 220 & 240W	26,280 - 35,040LM	146LM/W	120-347	5000K	70	Premium	P4954NZE		-80% upto -\$140	
		HB0130	LOC-GDHB-150W50KD-HV	150W	22,845LM	155LM/W	480	5,000K	70	UL	NA		NA	
		HB0172	LOC-GDHB-200W50KD-HV	200W	30,614LM	155LM/W	480	5,000K	70	UL	NA		NA	
HB0147	LOC-GDHB-250W50KD-HV	250W	37,710LM	155LM/W	480	5,000K	70	UL	NA	NA	NA			
Accessories		Remote-Controllable Combo Motion Sensor (AO0223), Remote control(AO0225) PC Reflector(AO0240), Aluminum Reflector(AO0238) Acrylic Reflector(AO0255)+\$44,Frosted Lens(AO0258) Emergency Battery Options(DR0063) & (DR0064), Conduit Adaptor(AO0121), U-Bracket(AO0170)												


NSF LED UFO High Bay		Item #	Product SKU	Watt	Lumen	Efficacy	Voltage	CCT(K)	CRI	DLC Listing	DLC ID#	Retail	Partner	Rebate
NSF Rated High Bay (5000K)		HB0164	LOC-FGHB-150W50K-D[LV]	150W	21,900LM	146LM/W	100-277	5,000K	80	Premium	PB1FX3L4	We offer Retail and Partner pricing. Call or Email us today for pricing.		-80% upto -\$140
		HB0194	LOC-FGHB-200W50K-D[LV]	200W	29,200LM	146LM/W	100-277	5,000K	80	Premium	P9RYCMNC		-80% upto -\$140	

LED Linear High Bay		Item #	Product SKU	Watt	Lumen	Efficacy	Voltage	CCT(K)	CRI	DLC Listing	DLC ID#	Retail	Partner	Rebate
2' & 4' Linear w/ pre-installed sensor base (5000K)		HB0183	LOC-2FTLHB-110W50KD	110W	15,290LM	139LM/W	120-277	5,000K	80	Premium	PXDVTQTK	We offer Retail and Partner pricing. Call or Email us today for pricing.		-80% upto -\$80
		HB0184	LOC-2FTLHB-160W50KD	160W	22,080LM	138LM/W	120-277	5,000K	80	Premium	PLG2NL4W		-80% upto -\$140	
		HB0185	LOC-4FTLHB-160W50KD	160W	22,240LM	139LM/W	120-277	5,000K	80	5.1 Coming Soon			-80% upto -\$140	
		HB0186	LOC-4FTLHB-220W50KD	220W	30,580LM	139LM/W	120-277	5,000K	80	Premium	PT4CO9EL		-80% upto -\$140	
		HB0187	LOC-4FTLHB-320W50KD	320W	44,160LM	138LM/W	120-277	5,000K	80	Premium	PVJEPYXF		-80% upto -\$140	
Accessories		Microwave Motion Sensor (HB006), Remote control(AO0225) Emergency Battery Back-up (DR0070)												

LED Linear High Bay		Item #	Product SKU	Watt	Lumen	Efficacy	Voltage	CCT(K)	CRI	DLC Listing	DLC ID#	Retail	Partner	Rebate
2' Linear 130lm/W 4' Linear 135lm/W 2' 150lm/W 4' Linear 170lm/W		HB0126	LOC-LHB110W-50K-V2	111W	14,718LM	133LM/W	100-277	5,000K	80	Premium	PLGB3JNUFYB	We offer Retail and Partner pricing. Call or Email us today for pricing.		-80% upto -\$80
		HB0148	LOC-LHB160W-50K-V2	161W	21,203LM	132LM/W	100-277	5,000K	80	Premium	PLW2M9H09WPZ		-80% upto -\$140	
		HB0094	LOD-LHB160W-50K 4FT	161W/4'	21,792LM	136LM/W	100-277	5,000K	80	Premium	PHOWDVZL		-80% upto -\$140	
		HB0081	LOD-LHB220W-50K	221W	30,189LM	137LM/W	100-277	5,000K	80	Premium	PWDXZSEX		-80% upto -\$140	
		HB0118	LOD-LHB161W-50K-EL	161W/2'	24,665LM	153LM/W	100-277	5,000K	80	Premium	PLSD4UZH1QKF		-80% upto -\$140	
		HB0083	LOD-LHB220W-50K-HL	221W	38,476LM	174LM/W	100-277	5,000K	80	Premium	PRY84A86		-80% upto -\$140	
HB0084	LOD-LHB320W-50K-HL	321W	55,051LM	172LM/W	100-277	5,000K	80	Premium	PIJ512RE	-80% upto -\$140				
Accessories		Microwave Sensor LOD-BRI810-B-D (Internal)(AO0196) & Remote (AO0198) Emergency Battery Back-up (DR0070) Pendant Mount for LOD-LHB (AO0168)												


Motion Sensors & Remote		Item #	Product SKU	Product Description	Only Price
Occupancy Sensors		AO0195	BRI819P-B-O	Motion Sensor, ON/OFF, 40ft High Bay Sensor, PIR	We offer Retail and Partner pricing. Call or Email us today for pricing.
		AO0196	BRI819-B-D	Motion Sensor, 0-10V Dim, 40', 120-277VAC, DIP Switch or RC100, PIR	
		AO0197	BRI810-B-O	Motion Sensor, 0-10V Dim, 40', 120-277VAC, DIP Switch or RC100, PIR	
		AO0197	LOC-AC-MS-QBL-DH-01	Bi-level Daylight Harvesting Microwave Sensor	
		AO0198	Motion Sensor Remote Control RC-100	REMOTE CONTROL 2xAA, RC100 FOR ALL SENSOR (with Carry Case)	


Emergency Battery Back Ups		Item #	Product SKU	Watt	Product Description	Voltage	Retail	Partner	Rebate			
Emergency Battery		DR0070	LOC-EMDR-15W-050	15W	Low Voltage 90 Min. Battery for Linear High bays/ Strips / VP /WP	100-277	We offer Retail and Partner pricing. Call or Email us today for pricing.		NA			
		DR0056	LOD-EXTED-M20W	20W	Low Voltage 90 Min. Battery for Linear High bays/ Strips / VP /WP	100-277		NA				
		DR0063	LOC-EMDR-25WHV	25W	High Voltage 25W Emergency Driver 90 Min Emergency Battery	100-347		NA				
		DR0080	LOC-EMDR-40WHV	40W	High Voltage 40W Emergency Driver 90 Min Emergency Battery	100-347		NA				
		DR0064	LOC-HBEMDR-25WHV	25W	High Voltage 40W Emergency Driver 90 Min EM Battery for UFO High Bay	100-347		NA				
Accessories		LOC-TBAR-MTKIT for 20W & 25W EMB J-Box (AO0253) for LOC-HBEMDR-25WHV										


LED Exit Signs		Item #	Product SKU	Watt	EM Watt	Ni-Cad	Voltage	Letter Color	IP Listing	Certification	Retail	Partner	Rebate
LED Exit Sign Clear Exit Exit Signs w/ Emergency Flood Lights Emergency Lighting		EX005	LOC-EXIT-1.2WGLW	1.2W	0.36W		120-277	Green	IP20	UL Listed	We offer Retail and Partner pricing. Call or Email us today for pricing.		NA
		EX011	LOC-EXIT-3.5WGLW-CL	3.5W			120-347	Green	IP20	UL listed		NA	
		EX006	LOC-EXIT-3.5WGLW-COM	3.5W	1.6W	Ni-Cad 3.6V/0.9Ah	120-277	Green	IP20	UL listed		NA	
		EX010	LOC-EXIT-3.5WRW-COM	3.5W	1.6W		100-277	Red	IP20	UL listed		NA	
		EX007	LOC-EMGY-DSQBE	4W	2.4W	Ni-cad 3.6V/1200mAh	120-277	0°C to 40°C	IP20	UL listed			NA


Green: Products Coming
Blue: Adjustable Watt CCT
Red: Rebate Amount


Linears T8 (4', 2', 3', 5', 6' & 8') (Type A&B & Type B), U-Bends


Universal(Type A&B) 4' T5s		Item #	Product SKU	Watt	Lumen	Efficacy	Lens	CCT(K)	CRI	DLC Listing	DLC ID#	Retail	Partner	Rebate
UL, DLC & NSF Rated Shatter proof Glass  (Cases of 25)	T80195	LOD-GDMT84F-12W35KF YM2	12W	1,900LM	158LM/W	Frosted	3,500K	80	UL,DLC,NSF	P1322F6Y	We offer Retail and Partner pricing. Call or Email us today for pricing.			-\$4.00
	T80139	LOD-GDMT84F-12W40KF YM2	12W	2,000LM	167LM/W	Frosted	4,000K	80	UL,DLC,NSF	P3NH26TE				-\$4.00
	T80140	LOD-GDMT84F-12W50KF YM2	12W	2,000LM	167LM/W	Frosted	5,000K	80	UL,DLC,NSF	PDGVS2D2W				-\$4.00
	T80196	LOD-GDMT84F-17W35KF YM2	17W	2,400LM	141LM/W	Frosted	3,500K	80	UL,DLC,NSF	PB6NTBAP				-\$4.00
	T80120	LOD-GDMT84F-17W40KF YM2	17W	2,500LM	147LM/W	Frosted	4,000K	80	UL,DLC,NSF	PSMHQGN1				-\$4.00
	T80121	LOD-GDMT84F-17W50KF YM2	17W	2,500LM	147LM/W	Frosted	5,000K	80	UL,DLC,NSF	PFEX4GJ			-\$4.00	


Universal(Type A&B) 4' T8s		Item #	Product SKU	Watt	Lumen	Efficacy	Lens	CCT(K)	CRI	DLC Listing	DLC ID#	Retail	Partner	Rebate
All PC Lens (Clear & Frosted)  (Cases of 25)	T80180	LOC-T84FT-15W40KPCF YM	15W	2,300LM	153LM/W	Frosted	4,000K	80	UL,DLC,NSF	POVA1WBN	We offer Retail and Partner pricing. Call or Email us today for pricing.			-\$4.00
	T80186	LOC-T84FT-15W50KPCF YM	15W	2,700LM	180LM/W	Clear	5,000K	80	UL,DLC,NSF	PWY18ON9				-\$4.00


Type B (Bypass) 4' T8s		Item #	Product SKU	Watt	Lumen	Efficacy	Lens	CCT(K)	CRI	DLC Listing	DLC ID#	Retail	Partner	Rebate
MQO 500 Pcs. High Watt High Lumen  (Cases of 25)	T80206	LOC-T84FT-17W50K-G B	17W	2,200LM	130LM/W	Frosted	5,000K	80	UL,DLC,NSF	PLUK9UI2AIYO	We offer Retail and Partner pricing. Call or Email us today for pricing.			-\$4.00
	T80207	LOC-T84FT-17W65K-G B	17W	2,200LM	130LM/W	Frosted	6,500K	80	UL,DLC,NSF	PLF40Z2WLPHQ8				-\$4.00
	T80141	LOD-GDMT84F-24W50K YM	24W	3,200LM	134LM/W	Frosted	5,000K	80	UL,DLC,NSF	PUWKXZGZ				-\$4.00


Universal(Type A&B) T5s		Item #	Product SKU	Watt	Lumen	Efficacy	Lens	CCT(K)	CRI	DLC Listing	DLC ID#	Retail	Partner	Rebate
UL, DLC & NSF Rated Shatter proof Glass  (Cases of 25)	T50018	LOC-T52FT-12W50K-SGFD YM	12W	1,740LM	145LM/W	Frosted	5,000K	83	UL	NO DLC Category		We offer Retail and Partner pricing. Call or Email us today for pricing.		-\$4.00
	T50019	LOC-T53FT-18W50K-SGFD YM	18W	2,610LM	148LM/W	Frosted	5,000K	83	UL	NO DLC Category				-\$4.00
	T50017	LOC-T54FT-24W40K-SGFD YM	24W	3,500LM	150LM/W	Frosted	4,000K	83	Standard	PLOI2003ACC2				-\$4.00
	T50016	LOC-T54FT-24W50K-SGFD YM	24W	3,600LM	150LM/W	Frosted	5,000K	83	Standard	PL5TV6Y14NSD				-\$4.00
	T50015	LOC-T54FT-24W50KGGF B	24W	3,600LM	150LM/W	Frosted	5,000K	83	Standard	PUOC2301				-\$4.00

Bypass(Type B) 4' T8s		Item #	Product SKU	Watt	Lumen	Batt Info	Lens	CCT(K)	CRI	DLC Listing	DLC ID#	Retail	Partner	Rebate
4' T8 Emergency Tubes 90 min.  (Case of 20)	T80209	LOC-4FTT8-18W40KF-8WEM B	18W	2,200LM	90 mins 9.6V	EMB/8W 980LM	Frosted	4000K	80+	UL	Coming soon	We offer Retail and Partner pricing. Call or Email us today for pricing.		NA
	T80208	LOC-4FTT8-18W50KF-8WEM B	18W	2,200LM	600mAh Lithium	EMB/8W 980LM	Frosted	5000K	80+	UL	Coming Soon			


Universal(Type A&B) 2' T8s		Item #	Product SKU	Watt	Lumen	Efficacy	Lens	CCT(K)	CRI	DLC Listing	DLC ID#	Retail	Partner	Rebate
2' Shatter proof Glass  (Case of 25)	T80102	LOD-GDMT82F-8.5W40KF	8.5W	1,150LM	136LM/W	Frosted	4,000K	80	UL,DLC,NSF	P28UQA5M	We offer Retail and Partner pricing. Call or Email us today for pricing.			-\$4.00
	T80113	LOD-GDMT82F-8.5W50KF	8.5W	1,150LM	136LM/W	Frosted	5,000K	80	UL,DLC,NSF	PVGR6KWB				-\$4.00

Type B (Bypass) 3' T8s		Item #	Product SKU	Watt	Lumen	Efficacy	Lens	CCT(K)	CRI	DLC Listing	DLC ID#	Retail	Partner	Rebate
3' Shatter proof Glass  (Case of 30)	T80201	LOD-12WT83FT-40KB	8.5W	1,150LM	136LM/W	Frosted	4,000K	80	UL,DLC,NSF	PL6R5N9DXV23	We offer Retail and Partner pricing. Call or Email us today for pricing.			-\$4.00
	T80202	LOD-12WT83FT-50KB	8.5W	1,150LM	136LM/W	Frosted	5,000K	80	UL,DLC,NSF	PL4JAPBTUWGU				-\$4.00













5' & 6' T8s		Item #	Product SKU	Watt	Lumen	Efficacy	Lens	CCT(K)	CRI	DLC Listing	Lens	Retail	Partner	Rebate
5' PC Aluminum 6' PC Alum  (Case of 25)	T80106	LOD-5FT26W-40K (Type B)	26W	3,000LM	115LM/W	Frosted	4,000K	83	UL	Frosted	We offer Retail and Partner pricing. Call or Email us today for pricing.			NA
	T80192	LOD-5FT26W-40K (Type A+B)	26W	2,990LM	115LM/W	Frosted	4,000K	83	UL	Frosted				NA
	T80191	LOD-5FT26W-50K (Type A+B)	26W	2,990LM	115LM/W	Frosted	5,000K	83	UL	Frosted				NA
	T80190	LOD-5FT26W-50K (Type A+B)	26W	2,990LM	115LM/W	Clear	5,000K	83	UL	Clear				NA
	T80108	LOD-5FT26W-50K (Type A+B)	26W	3,000LM	115LM/W	Frosted	5,000K	83	UL	Frosted				NA
	T80193	LOD-6FT26W-50K (Type A+B)	26W	3,000LM	110LM/W	Clear	5,000K	83	UL	Frosted				NA

Type B 8' T8 tube		Item #	Product SKU	Watt	Lumen	Efficacy	Lens	CCT(K)	CRI	DLC Listing	DLC ID#	Retail	Partner	Rebate
8' PC Aluminum  (Case of 25)	T80187	LOC-T88FT-38W40KPAF(G13)	38W	5,000LM	132LM/W	Frosted	4,000K	83	UL,DLC,NSF	P0X4SUSX	We offer Retail and Partner pricing. Call or Email us today for pricing.			NA
	T80188	LOC-T88FT-38W50KPAF(G13)	38W	5,000LM	132LM/W	Frosted	5,000K	83	UL,DLC,NSF	PWCXE3FW				NA
	T80197	LOC-T88FT-38W50KPAF(FA8)	38W	5,000LM	132LM/W	Frosted	5,000K	83	UL,DLC,NSF	PWCXE3FW				NA
Accessories			FA8 & R17D Caps \$3/Set (Set of 2)											

T8 Tombstones		Item #	Product SKU	Product Description	Price
Unshunted Tombstone 		Bags of 100 pcs.	A00039-011	Rotary lock Medium Pin (G13)	We offer Retail and Partner pricing. Call or Email us today for pricing.


6" U-bend (Type A&B)		Item #	Product SKU	Watt	Lumen	Efficacy	Lens	CCT(K)	CRI	DLC Listing	DLC ID#	Retail	Partner	Rebate
6" U-Bend  Case of 20	T8U010	LOC-T82FTU-15W40KDF -YM	15W	1,700LM	126LM/W	Frosted	4,000K	83	UL & DLC	PBTB6V6V	We offer Retail and Partner pricing. Call or Email us today for pricing.			-\$4.00
	T8U011	LOC-T82FTU-15W50KDF YM	15W	1,700LM	126LM/W	Frosted	5,000K	83	UL & DLC	PD10UBRX				-\$4.00

Downlights, Surface Mount Round Panels, PL, Corn Lamps & Retrofit kits

Down Light Retrofit		Item #	Product SKU	Watt	Lumen	Efficacy	Voltage	CCT(K)	CRI	Certifications	Retail	Partner	Rebate	
Multi CCT 5/6"		DL0076	LOC-56DL-12W MCCT(27/30/35/40/50)	12W	950LM	79LM/W	120	27, 30, 40 & 5000K	90	Energy Star	We offer Retail and Partner pricing. Call or Email us today for pricing.		-80%	
Multi Watt & Multi CCT		Item #	Product SKU	Watt	Lumen	Efficacy	Voltage	CCT(K)	CRI	Certifications	Retail	Partner	Rebate	
6" Recess		DL0066	LOC-6DL-MW-MCCT	10,15, 22W	850 - 1,950LM	90LM/W	110-277	3000K 4000K 5000K	90	Energy Star	We offer Retail and Partner pricing. Call or Email us today for pricing.		-80% up to -\$30	
Multi Watt & Multi CCT		Item #	Product SKU	Watt	Lumen	Efficacy	Voltage	CCT(K)	CRI	Certifications	Retail	Partner	Rebate	
6" Recess		DL0073	LOC-6DL-MW-MCCT-V2	7, 10, 18W	700lm - 1,500lm	100LM/W	120-277	3000K	90	JA8 Energy Star	We offer Retail and Partner pricing. Call or Email us today for pricing.		-80% up to \$30	
8" Recess		DL0074	LOC-8DL-MW-MCCT-V2	10, 15, 22W	1000lm - 2,000lm	100LM/W	120-277	3500K 4000K	90	JA8 Energy Star			-80% up to \$30	
9.5" Recess		DL0075	LOC-9.5DL-MW-MCCT-V2	20,25, 32W	2000lm - 3,000lm	100LM/W	120-277	3000K	90	JA8 Energy Star			-80% up to \$30	
Ultra Thin Panels		Item #	Product SKU	Watt	Lumen	Efficacy	Voltage	CCT(K)	CRI	Certifications	Retail	Partner	Rebate	
Ultra Thin Panel Dimmable California Title DLC Compliant		PL0105	LOC-4UTRP-9WMCCT (27/30/35/40/50)D-C90 (6pk)	9W	650LM	72LM/W	120	27,30, 35,40, & 50K	94	Energy Star	We offer Retail and Partner pricing. Call or Email us today for pricing.		-80% up to -\$130 (6 Pack)	
		PL0106	LOC-6UTRP-14WMCCT (27/30/35/40/50)D-C90 (12pk)	14W	1,100LM	79LM/W	120	27,30, 35,40, &50K	93	Energy Star			-80% up to -\$360 (12 Pack)	
Round Panels with Adj. CCT		Item #	Product SKU	Watt	Lumen	Efficacy	Voltage	CCT(K)	CRI	Certifications	Retail	Partner	Rebate	
7" Round		DLO069	LOC-7RDD-12WMCCT	12W	960LM	80LM/W	120	2700K	80+	Energy Star	We offer Retail and Partner pricing. Call or Email us today for pricing.		-80% up to \$30	
9" Round		DLO070	LOC-9RDD-17WMCCT	17W	1,300LM	76LM/W	120	3000K	80+	Energy Star			-80% up to \$30	
12" Round		DLO071	LOC-12RDD-21WMCCT	21W	1,800LM	86LM/W	120	4000K	80+	Energy Star			-80% up to \$30	
14.5" Round		DLO072	LOC-14.5RDD-25WMCCT	25W	2,000LM	80LM/W	120	5000K	80+	Energy Star			-80% up to \$30	
PL Lamps		Item #	Product SKU	Watt	Lumen	Efficacy	Volatage	CCT(K)	CRI	Listing	DLC ID#	Retail	Partner	Rebate
Vertical (Type A) DLC listed PL Lamps		LP0137	12PL03VG24QLED27	13W	1,100LM	85LM/W	120	2700K	82	UL	NA	We offer Retail and Partner pricing. Call or Email us today for pricing.		-\$3.00
		LP0138	12PL03VG24QLED30	15W	1,215LM	81LM/W	120	3000K	82	UL	NA		-\$3.00	
		LP0139	12PL03VG24QLED35	15W	1,260LM	84LM/W	120	3500K	82	UL	NA		-\$3.00	
		LP0140	12PL03VG24QLED40	15W	1,305LM	87LM/W	120	4000K	82	UL	NA		-\$3.00	
LP0141	12PL03VG24QLED50	15W	1,350LM	90LM/W	120	5000K	82	UL	NA	-\$3.00				
Horizontal (Type A) DLC listed PL Lamps		LP0142	12PL03HG24QLED27	9W	800LM	88LM/W	120	2700K	82	UL	NA		-\$3.00	
		LP0143	12PL03HG24QLED30	9W	820LM	91LM/W	120	3000K	82	UL	NA		-\$3.00	
		LP0144	12PL03HG24QLED35	9W	850LM	94LM/W	120	3500K	82	UL	NA		-\$3.00	
		LP0145	12PL03HG24QLED40	9W	870LM	97LM/W	120	4000K	82	UL	NA		-\$3.00	
LP0146	12PL03HG24QLED50	9W	900LM	100LM/W	120	5000K	82	UL	NA	-\$3.00				
Vertical (Type A&B) UL listed PL Lamps		LP0127	12PL02VG24QLED27	12W	900LM	75LM/W	120	2700K	80	UL	NA		NA	
		LP0128	12PL02VG24QLED30	12W	900LM	75LM/W	120	3000K	80	UL	NA		NA	
		LP0129	12PL02VG24QLED35	12W	1,000LM	83LM/W	120	3500K	80	UL	NA		NA	
		LP0130	12PL02VG24QLED40	12W	1,100LM	92LM/W	120	4000K	80	UL	NA		NA	
LP0131	12PL02VG24QLED50	12W	1,100LM	92LM/W	120	5000K	80	UL	NA	NA	NA			
Horizontal (Type A&B) UL listed PL Lamps		LP0132	12PL02HG24QLED27	12W	900LM	75LM/W	120	2700K	80	UL	NA		NA	
		LP0133	12PL02HG24QLED30	12W	900LM	75LM/W	120	3000K	80	UL	NA	NA		
		LP0134	12PL02HG24QLED35	12W	1,000LM	83LM/W	120	3500K	80	UL	NA	NA		
		LP0135	12PL02HG24QLED40	12W	1,100LM	92LM/W	120	4000K	80	UL	NA	NA		
LP0136	12PL02HG24QLED50	12W	1,100LM	92LM/W	120	5000K	80	UL	NA	NA	NA			
Intelligent Corn Lamps		Item #	Product SKU	Watt	Lumen	Efficacy	Voltage	CCT(K)	CRI	DLC Listing	DLC ID#	Retail	Partner	Rebate
E26 Base Corn Lamps (E39 Base) (5000K)		LC0010	LOD-MCL-12W50KHL-V2	12W	1,740LM	115LM/W	100-277	5,000K	84	N/A (E12 BASE)		We offer Retail and Partner pricing. Call or Email us today for pricing.		NA
		LC0013	LOD-MCL-45W50KHL-V2	45W	5,028LM	113LM/W	100-277	5,000K	84	Standard	PLN5QQQGVVW8			-80% up to -\$90
		LC0015	LOD-MCL-63W50KHL-V2	63W	6,911LM	112LM/W	100-277	5,000K	84	Standard	PLFJIU3GER6			-80% up to -\$100
Accessories		10 Meter Microwave Sensor & Photocell Sensor(AO0188) Photocell (AO0194), E39 Adapter/10ft cord												
Intelligent Corn Lamps		Item #	Product SKU	Watt	Lumen	Efficacy	Voltage	CCT(K)	CRI	DLC Listing	DLC ID#	Retail	Partner	Rebate
Adjustable Watt & CCT Corn Lamps (E39 base)		LC0021	LOC-CL-MW(18/27/36) MCCT(30/40/50)	18, 27 & 36W	2,430LM - 5,220LM	135LM/W	100-277	3000K	85	UL	E26 base	We offer Retail and Partner pricing. Call or Email us today for pricing.		NA
		LC0022	LOC-CL-MW(45/54/63) MCCT(30/40/50)	45, 54 & 63W	4,829LM - 7,092LM	107LM/W	100-277	4000K	85	Standard	PLUXFCA2PUYI			-80% up to -\$100
		LC0023	LOC-CL-MW(63/80/100) MCCT(30/40/50)D	63, 80 & 100W	6,955LM - 11,012LM	110LM/W	100-277	5000K	85	Standard	PLFVW8SMYH6A			-80% up to -\$100
Retrofit Kit (E39)		Item #	Product SKU	Watt	Lumen	Efficacy	Voltage	CCT(K)	CRI	DLC Listing	DLC ID#	Retail	Partner	Rebate
Retrofit Kit w/ Meanwell Driver (E39 Base)		RE0002	RKOL060HUS0KPRM10DRT	60W	7,739LM	125LM/W	120-277	5,000K	75	Standard	PR8WXHUS	We offer Retail and Partner pricing. Call or Email us today for pricing.		NA
		RE0037	RKOL100HUS0KPRM10DRT	100W	13,496LM	131LM/W	120-277	5,000K	74	Standard	PVZYSFG3			NA

Green: Products Coming
Blue: Adjustable Watt CCT
Red: Rebate Amount

Limited Quantities
A-19, BR & PL Lamps
A-19 Lamps

A Lamps		Item #	Product SKU	Watt	Lumen	Efficacy	Voltage	CCT(K)	CRI	Beam	Certifications	Retail	Partner	Rebate
A19 Dimmable		LA0004	A19-60WE-9WD27K	9W	800LM	84LM/W	120	2700K	82	300	Energy Star	We offer Retail and Partner pricing. Call or Email us today for pricing.	NA	
		LA0022	A19-60WE-9.5WD50K	9.5W	800LM	84LM/W	120	5000K	80	300	UL		NA	

BR Lamps

BR Lamps (Dimmable)		Item #	Product SKU	Watt	Lumen	Efficacy	Voltage	CCT(K)	CRI	Beam	Certifications	Retail	Partner	Rebate
BR 20		BR0002	BR20-50WE-7WD50K	7W	450LM	75LM/W	120	5000K	86	100	Energy Star	We offer Retail and Partner pricing. Call or Email us today for pricing.	NA	
BR 30		BR0003	BR30-65WE-12WD27K	12W	760LM	63LM/W	120	2700K	85	100	UL		NA	
		BR0004	BR30-75WE-13.5WD27K	13.5W	938LM	70LM/W	120	2700K	81	100	UL		NA	
		BR0011	LOC-BR30-13WD50K	13W	1,050LM	81LM/W	120	5000K	84	100	Energy Star		NA	
BR 40		BR0007	BR40-90WE-17WD27K	17W	1,260LM	74LM/W	120	2700K	81	100	UL		NA	
		BR0008	BR40-90WE-17WD50K	17W	1,260LM	74LM/W	120	5000K	83	100	Energy Star	NA		

PAR Lamps

PAR Lamps (Dimmable)		Item #	Product SKU	Watt	Lumen	Efficacy	Voltage	CCT(K)	CRI	Beam	Certifications	Retail	Partner	Rebate
PAR 20		PA0001	PAR20-50WE-7WD27K	7W	500LM	70LM/W	120	2700K	81	40	UL	We offer Retail and Partner Pricing. Call or Email us today for pricing.	NA	