


LESSON 4

REFERENCES: JOHN 9:1-38; *THE DESIRE OF AGES*, PP. 470-475.

“Now I See!”

When something wonderful happens to you, whom do you tell about it? A long time ago something wonderful happened to a blind man. Whom do you think he told?



One day Jesus saw a young man who had been born blind. The young man sat by the

road, begging people to give him a little money. Jesus didn't give him any money. He gave him something much better!



Memory Verse

“One thing I do know. I was blind but now I see!”

JOHN 9:25, NIV.

The Message

We serve God when we tell others what He has done for us.

Jesus spit on the ground, made a little mud with the spit, and put the mud on the man's eyes. “Go wash in the Pool of Siloam,” Jesus told the man.

So the blind man went to the pool and washed. An amazing thing happened! As soon as the mud was rinsed from his eyes, he could see! Imagine how happy he was! And imagine how surprised his family was when he came home. He was like a different person. In fact, the neighbors weren't even sure it was the same man. “Isn't this the same man who used to sit and beg?” they asked.

“Yes, that’s him,” some said.

“No, he only looks like him,” others said.

This young man couldn’t wait to tell them what Jesus had done for him. “Yes! I was blind,” he said. “I was born blind and could never see—until today. The man they call Jesus made some mud and put it on my eyes. He told me to go to Siloam and wash. So I went to the pool and washed the mud off—then I could see!”


Some neighbors took the man who had been blind to the Jewish rulers. But the Jewish rulers didn’t want to believe that Jesus had made him see. And they didn’t want anyone else saying that Jesus had made him see. So they sent for his parents.

“Is this your son?” they asked. “Is this the one you say was born blind? How is it that now he can see?”

This man’s parents were afraid of the Jewish rulers, and they didn’t want to answer. “He is our son,” they said, “and we know he was born blind. But how he can see now, or who opened his eyes, we don’t know. Ask him. He will speak for himself.”

The young man was not afraid of the Jewish rulers. He was thankful that Jesus had done something good for him, and he wouldn’t keep quiet. He told the rulers about the mud, and how he had washed it off in the Pool of Siloam. Then they chased him out of the synagogue!

When Jesus heard about that, He went to find the man. When Jesus had found the man, He asked, “Do you believe in the Son of man?” The man asked, “Who is he?” Jesus told him that He was the Son of man. That He was the one who had healed him. Then the man responded, “Lord, I believe,” and he knelt before Jesus and worshipped Him. And he would never stop telling people about the wonderful thing Jesus had done for him.



Do and Say

SABBATH

Each day this week read the lesson story and use the following to review the memory verse:

“One thing Point index finger up.

I Point to self.

do know. Tap forehead.

I was blind Cover eyes with hands.

but now I see!” . . . Both hands raised up high and look up.

John 9:25 Palms together; then open as if opening a book.



that show ways to help others. Cut them out and paste them on a piece of paper to make a collage.

WEDNESDAY

Help your child pretend to be blind by closing their eyes. Give them an object to feel and guess what it is, or lead them from one room to another. Have them tell how it felt to be “blind.” Sing the song from Monday’s activity. Thank Jesus for eyes that can see.

SUNDAY

Help your child “read” the pictures in the Bible Study Guide. Thank Jesus for teaching us how to tell others about all He has done for us.

MONDAY

Sing these words to the tune of “Three Blind Mice”:


“One blind man, one blind man,
He couldn’t see, he couldn’t see.
Then Jesus came and opened his eyes,
He saw new things, what a big surprise!
He shared the news of Jesus’ love!
One happy man, one happy man.”

TUESDAY

Help your child “read” the pictures in the lesson story, then find pictures in old magazines

THURSDAY

Get a paper plate. With many colors of crayons, completely color the plate. Then with a black crayon, color over the other colors. Take a spoon and use the end to draw a happy face. What happened? (The colors under the black show through.) The black represents the man when he was blind, and the happy face tells how the blind man felt when he could see.



FRIDAY

Role-play the lesson story with your family. Take turns being the blind man. Then sing the song from Monday’s activity. Thank Jesus that you can see.