



USC TRACK & FIELD

*Times and marks for USC Track Athletes
1894 to 2018*

INTRODUCTION

This supplement booklet to the media guide is my effort to document every athlete who competed for the University of Southern California Track Team. Needless to say, I know everyone is not listed, but I did try. This booklet is a free download, but if you really like what you see here, I/we (Trojan Force) would be more than happy to accept any donation you'd like to send. That info will be at the end of this introduction.



WHERE TO START?

I wrestled with how to organize all this data knowing that the next person would have chosen a different format. But here it is, such as it is.

With a men AND a women's program we're looking at some 6,000+ names who can be accounted for that competed for USC. This number doesn't take into account all the relays as there are names on some of the relay teams that did not show up in any other results that I was able to find. Every effort was made to find a mark or time for every track athlete, but this just wasn't possible. Athletes listed with no marks or times were the 2nd and 3rd place finishers in posted meet results.

This booklet covers the years 1894 to 2018 for the men; the women's supplement is still being "written" and I hope to have it done by the end of summer 2018. The early marks were gathered from posted results in the newspaper and the El Rodeo yearbook. The T&F archives in Heritage Hall and older media guides were also a great benefit.

The narratives for each event are my perspectives to provide a little background information or history. These are intended as consumer pieces, not academic pieces so my reflections could miss some information or be wrong about other points. The NCAA Meet is also a reference point when talking about our athletes here. The Olympic Games will also be referenced.

INTRODUCTION

I decided to add photos for each event and this might have taken me hours and hours to sort out. I mean really, who do you leave out??? So I chose the path of least resistance and used the photos I could access the easiest. No slight was intended by the exclusion of any of our track athletes.



QUICK NOTE ON SOURCES

I just love the digital age. Without it I don't know if I would have been able to do a quarter of this research. So much was online that I didn't have to do a lot of traveling. One does tend to go a little buggy after looking through 80-some-odd years of newspaper clippings.

MARKS AND TIMES

My apologies if this is a little redundant, but times listed to tenths (i.e. 9.7; 22.3; 4:21.5; etc.) commonly means that the times are hand-timed. Times listed to hundredths are typically electronic times. Times can be converted from hand to electric, but I decided to stay away from doing that and have listed those converted times that were already published in past media guides.

Also, no wind-aided times and marks are included in these lists. This can be a real crap-shoot for some of these early dual meets because who knows if the wind was blowing or not. There are a few converted distances in the shot put that I normally wouldn't do, but did so to include the athletes with a mark as opposed to not having any mark.

All marks posted are by athletes while enrolled at USC. No pre- or post-USC marks have been used *to the best of my knowledge*.

INTRODUCTION

CHANGES IN T&F HISTORY

The track & field environment hasn't stayed static over the decades as equipment and training has improved vastly. Here's a brief run-down:

- Improved performances over the last 100+ years are because of the new synthetic tracks (remember, it used to be dirt, cinder or even crushed brick tracks);
- Concrete throwing circles (I can't even imagine throwing from a dirt circle);
- Synthetic runways;
- Safer and softer landing pits for the vertical jumps. Can you imagine vaulting 18ft to land in a sawdust pit? Or even a SAND pit??
- The idea of starting blocks was also a new idea. If you've seen the movie "Chariots of Fire" you'll recall the sprinters had small trowels that they used to dig out holes for their feet to start a race.
- Hurdles have been referred to as barricades in today's vernacular, but back in the day these things were actual barriers that you didn't want to hit. They were made out of wood and *heavy*.
- Pole vault poles have especially come a long way from the days of wood and bamboo poles
- Training. Training now for track & field has become highly specialized and is no longer a "this-is-the-way-I-did-it" sport. To coach T&F athletes these days one has to attend clinics or courses in techniques and training. It helps if you were a former athlete, but that isn't necessarily a requirement.

Imagine a Fred Kelly or a Charley Paddock, et. al. benefitting from today's advances in T&F?

THE COACHES

Not a bad group for the past 110 years



INTRODUCTION

SOME THANK YOU'S

I did have some help and support in all this and I appreciate their input and backing.

- **Dave Tuttle** at SID gave me access to the track archives in Heritage Hall. It was a little surreal to realize that many of the files I was leafing through were created by Dean Cromwell, Jess Mortensen, and Vern Wolfe.
- **Larry Knuth**, former USC coach for giving me several media guides from the 50s and 60s. These were great for adding names and marks to the lists.
- **Coach Caryl Smith Gilbert**, current Director of the USC Track program. She has always given me positive feedback and support. She has been great!
- **Ron Allice**, for green-lighting this whole digital quest to get USC T&F out there on the web back in the late 90s. **Bill Tisdale** got this off the ground back then.
- **Sam Nicholson**, Sam has become my (everyone's) go-to person when needing information on some of our past athletes. I've bothered Sam many a time with those questions. Sam gets authorship credit as well for he contributed to every event in this supplement.
- **LA84 Library**, thank you '84 Olympics for using that extra cash to create this place. The people there are great and were very helpful in finding a lot of this past information.

I think (hope) that's everyone.

TROJAN FORCE

This supplement is an extension of the Trojan Force, the booster group for the USC Track program. It's a labor of love, but we ain't too proud to accept any donation if you feel so moved. You can send that to:


Trojan Force
PO Box 431995
Los Angeles, CA. 90043

You can contact me at: rreabold@me.com

Russ Reabold
Sam Nicholson



The Sprints



THE 100 / 200

Before professional sports stole the limelight, track and field was 'king' and USC was the reigning monarchy. USC was Sprinter U. before it became Tailback U. with Howard Drew leading the way by setting World Records (WR) in the 100 and 220 in 1914.

USC sprinters over the following 30 years would claim another 9 WRs in the 100y. A sample progression:

<u>Time</u>	<u>Name</u>	<u>Year</u>
9.6	Howard Drew	1914
9.6	Charley Paddock	1921
9.5	Charley Borah	1926
9.4	Frank Wykoff	1930
9.3	Mel Patton	1948

The 100m proved a steeper hill to climb for USC sprinters as Charley Paddock set a School Record (SR) of 10.2 in 1923 and no one would surpass that mark until 1975!! (James Gilkes)



SPRINTING TID-BITS

Howard Drew was the first athlete to be called the "Worlds Fastest Human" and was labeled by sports writers as "the first of the great black sprinters." USC's "Worlds Fastest Humans" only started with Howard as Charley Paddock and Mel Patton would also be crowned "Worlds Fastest." Both set world records for 100m & 200m (Charley in 1921; Mel in 1949) and both are Olympic champions (Charley at the 1920 Games; Mel in the 1948 Games).



At the 1920 Olympic Games in Antwerp, Paddock received much attention in the press by jumping across the finish line. He continued to jump in a few races after the Olympics to please his fans, but stopped doing it because he felt it slowed him down.

THE 100 / 200

A NOTE ON TIMING

Times that appear in tenths (9.9; 21.3; 4:02.1; etc) represent hand-timed results. Times appearing in hundredths (9.92; 20.12; 1:43.48; etc) represent electronic-timed races.

To the best of my research on this, the '72 Olympics were the first games to use electronic timing in T&F (for the NCAA Championships, it's 1975). Photo-finish cameras however have been in use since at least the '36 Olympics.



THE 200

What has been fascinating in researching USC T&F is to see track and field evolve through the years. The 220 is one such race as it used to be run as a straight race. That's one long straightaway.

The straight 220 races were run almost always in the United States, because the USA was the only country that had 220y straightaways at both the high schools and colleges. In the LA Coliseum, the 220 starting line was in the tunnel. At the USC-Illinois meet in 1948, the fans roared when Mel Patton came

out of the tunnel with a huge lead of almost ten yards ahead of Herb McKinley.

Adding in that curve does have an impact on the race. Using Mel Patton's times as a quick study, Mel ran the straight 220 in 20.2 and the curve 220 in 20.8. Kinda makes you wonder how fast these athletes today could run a straight 200.

Taking into account both the 100 and 200, USC sprinters have won 89 All American awards and 12 NCAA titles to go with their 13 Olympic medals.



100m

Andre De Grasse	9.92	8/23/2015	Phillip Johnson	10.61	3/10/1979
BeeJay Lee	9.99	6/25/2015	Amechi Egbe	10.63	4/2/2011
James Sanford	10.02	5/11/1980	Eric Bell	10.64	4/22/1995
Lennox Miller	10.04a	10/14/1968	Colin Bradford	10.64	5/13/1977
Aaron Brown	10.05	6/5/2013	Dominic Davis	10.65	3/26/2016
Clancy Edwards	10.07	6/2/1978	Djeke Mambo	10.65	4/26/2001
Ahmad Rashad	10.10	6/12/2009	Desmond Hamilton	10.69	5/3/2008
Darwin Cook	10.10	5/18/1985	Chris Peart	10.69	3/25/2006
Just'N Thymes	10.14	3/31/2017	Ken Randle	10.6	4/3/1976
Sultan McCullough	10.17	3/6/1999	Fred Kuller	10.6	6/14/1968
T.J. Brock	10.19	5/24/2018	Leslie Ball	10.6	5/27/1933
Jason Shelton	10.21	6/14/1997	Darryl Hentley	10.73	3/28/1987
Luis Morales	10.21	5/14/1983	Brendan Ames	10.74	3/19/2011
Joel Andrews	10.22	4/30/1977	Blake Frazier	10.75	3/13/2004
James Gilkes	10.22	10/13/1975	Phillip Johnson	10.75	4/5/1980
Garry Jones	10.23	5/27/2006	Nick Moore	10.76	4/29/2018
Phillip Francis	10.23	4/23/2006	Mike Bradley	10.78	2/29/1992
Wes Felix	10.23	4/30/2005	Sean Jackson	10.79	5/16/2009
Jeff Laynes	10.23	3/27/1993	Jadon Joyner	10.81	4/2/2016
Marvin Anderson	10.24	5/14/2005	Jamere Holland	10.81	4/28/2007
Bill Green	10.25	5/2/1981	Ricky Ervins	10.82	1989
Devon Ward	10.26	3/24/2001	Kyle Beck	10.84	1994
Darrell Rideaux	10.27	3/24/2001	Tony Burnett	10.85	4/24/2010
Kevin Williams	10.27	3/10/1979	Logan Taylor	10.85	4/26/2008
Curtis Conway	10.28	3/14/1992	Steven English	10.87	4/6/2002
Alexander Barnum	10.29	4/29/2018	Charlie Parsons, Jr.	10.8	5/27/1933
Antonio Manning	10.29	5/4/1985	Keith Lloyd	10.8	6/14/24
Charley Paddock	10.2	5/6/1923	Howard Torkelson	10.8	5/24/1924
Miguel Fletcher	10.31	3/24/2001	Herschel Smith	10.8	5/24/1924
Billy Mullins	10.31	3/29/1981	Jahmar Rashad	10.91	4/16/2010
Michael Simmons	10.31	3/3/1979	Jamohl Leitch	10.93	2/23/2002
Kareem Kelly	10.33	3/4/2000	Russell Silvers	10.97	3/17/2002
Tony Serpas	10.33	2/15/1997	Jack Davis	10.9	1952
Christian Sourapas	10.37	4/30/2017	Kirk Shepard	11.00	5/1/2004
Adoree' Jackson	10.38	5/1/2016	Eugene Kim	11.00	2/28/1998
Marques Holiwell	10.38	5/2/1998	James Prestridge	11.02	3/27/1992
Charles Lee	10.38	5/2/1998	Michael Gonzalez	11.03	5/5/2018
Michael Sanford	10.38	3/21/1981	Alexis Sharp	11.08	5/15/1992
Mel Patton	10.3	7/9/1948	Ilpo Paananen	11.0	5/18/1978
Foy Draper	10.3	6/20/1936	Bob Coffman	11.0	5/17/1974
Quincy Watts	10.46	4/15/1989	Jack Kuhns	11.0	6/10/1960
Calvin Holmes	10.46	3/4/1989	Brice Taylor	11.0	5/24/1924
Bruce Munn	10.4	5/18/1962	Oscar Spurlock	11.10	3/5/2011
George Boone	10.4	6/20/1936	Farzad Bozorgzad	11.12	3/20/2010
Adrian Talley	10.4	6/20/1936	Jay Porterfield	11.13	4/2/2011
Frank Wykoff	10.4	6/18/1932	Devin Forte'	11.15	3/21/2009
Matthew Palmer	10.50	5/2/2009	Bill Ryan	11.17	1981
Bryan Mercado	10.51	5/3/2015	Andre Serrette	11.19	3/8/2003
Ryan Simmons	10.51	3/10/2007	Edsel Curry	11.1	5/27/1944
Vince Williams	10.51	4/17/1999	Eric Klassen	11.22	3/27/1992
Bert Fuller	10.52	1989	Viktor Fajoyomi	11.28	3/27/2014
Jovonte Slater	10.54	4/18/2014	George Beaman	11.2	5/26/1945
Anthony Volson	10.54	5/21/1994	Morton Kaer	11.2	5/9/1924
Terence Abram	10.57	5/17/2014	Gabriel Meyers	11.32	3/20/2010
Roy Alugbue	10.59	4/29/2006	Jemal Williams	11.33	3/27/2014
Larry Doubly	10.5	4/16/1977	Tell Hendren	11.34	3/17/2002
Rich Graybehl	10.5	3/27/1977	Rob Bates	11.36	3/17/2002
O.J. Simpson	10.5	6/14/1968	Justin Threatt	11.37	3/25/2006
Angelo Coia	10.5	6/10/1960	Jeff Woods	11.37	3/25/2006
Bruce Munn	10.5	6/10/1960	Bo Sterner	11.3	5/17/1974
Bruce Luizzi	10.60	4/24/1993	Terry Prentice	11.50	4/26/2008
Mike Dexter	10.61	5/3/1986	Sheldon Davis	11.51	3/17/2002
			Tyler Ruiz	11.57	3/5/2011

Nic Curry	11.62	3/21/2009	Ken Jones	9.7	1970
Daniel Norwitz	11.67	5/6/2017	Phillip Lee	9.7	3/6/1965
Kevin Doran	11.67	3/10/2001	Rex Cawley	9.7	4/16/1960
Luke Niu	11.72	4/27/2013	Lynn Gaskill	9.7	3/20/1959
David Selma	11.73	4/6/2013	Don George	9.7	191958
Brett Linkletter	11.74	3/5/2011	Jim Decker	9.7	3/14/1953
Corey Fitzgibbons	11.80	3/17/2002	Al Mejia	9.7	6/16/1950
Andrew Gibbs	11.82	5/1/2011	Jack Trout	9.7	5/9/1942
Jason Yoo	11.87	5/2/2009	Barney Willis	9.7	5/26/1939
Adrian Acevedo-Smith	11.95	4/21/2007	Al Fitch	9.7	1936
Sean Cawley	12.08	4/26/2008	Charlie Parsons, Jr	9.7	4/8/1933
Colin Boehniein	12.10	3/5/2011	Mike Jackson	9.8	3/20/1971
Doug Bogie	12.14	3/3/2012	Randy Beardslee	9.8	4/20/1968
Tudor Grecescu	12.14	4/7/2007	Jim Lawrence	9.8	1967
Ben Brown	12.36	3/14/2009	Earl McCullouch	9.8	4/2/1966
Earl Patterson		1983	Steve Firenze	9.8	4/24/1965
Bill Eagle		5/26/1945	Rusty Weeks	9.8	3/25/1961
Eddie Grosse		5/27/1944	Bobby Staten	9.8	4/4/1959
Jim O' Reilly		6/6/1941	Angelo Coia	9.8	5/28/1960
Mickey Anderson		6/7/1940	Dave Hollingsworth	9.8	5/22/1959
Clark Crane		5/21/1937	Larry Gilbert	9.8	3/23/1957
			Dick Dorsey	9.8	3/31/1956
			Verle Sorgen	9.8	4/11/1953
100y			George Pasquali	9.8	6/17/1949
Willie Deckard	9.2	5/8/1971	John Bradley	9.8	6/4/1949
Lennox Miller	9.2	6/15/1967	Bill Eagle	9.8	3/31/1945
James Gilkes	9.3	5/3/1975	Dean Rickman	9.8	5/10/1941
Fred Kuller	9.3	4/13/1968	Payton Jordan	9.8	3/19/1938
Dave Morris	9.3	5/9/1964	George Boone	9.8	5/29/1936
Mel Patton	9.3	5/15/1948	Milton Maurer	9.8	5/18/1929
Guy Abrahams	9.4	5/3/1975	Waldo Throop	9.8	3/19/1910
Don Quarrie	9.4	4/22/1972	Charlie Parsons, Sr	9.8	4/20/1907
Leon Brown	9.4	5/8/1971	Steve Martin	9.9	1977
O.J. Simpson	9.4	6/4/1967	Greg Jones	9.9	4/21/1973
Dick Cortese	9.4	3/16/1963	George Sumpter	9.9	1970
Frank Wykoff	9.4	6/7/1930	Rupert Hoilett	9.9	4/9/1966
Michael Simmons	9.5	1976	Rod Sherman	9.9	3/20/1965
Joel Andrews	9.5	3/19/1976	Wellesley Clayton	9.9	3/27/1965
Mike Shavers	9.5	4/6/1974	Bill Jackson	9.9	4/11/1959
Randy Williams	9.5	3/30/1974	Ron Childs	9.9	3/27/1954
Edesel Garrison	9.5	4/22/1972	Darryl Ellingson	9.9	3/19/1954
Dick Coulter	9.5	6/20/1969	Jim Lea	9.9	5/5/1951
Bruce Munn	9.5	4/7/1962	Bill Mayo	9.9	4/25/1942
Pat Coyle	9.5	5/21/1955	Howard Callanan	9.9	3/21/1942
Joe Graffio	9.5	5/28/1954	Roy Delby	9.9	5/2/1931
Jim O' Reilly	9.5	6/13/1942	Edgar House	9.9	3/5/1927
Adrian Talley	9.5	5/14/1938	Keith Lloyd	9.9	5/3/1924
Charley Borah	9.5	5/15/1926	Montgomery Turner	10.0	4/18/1970
Amand Ross	9.6	4/6/1974	Chuck Lindsay	10.0	1960
David Thomas	9.6	2/23/1974	Ted Smith	10.0	4/18/1959
Ron Pharris	9.6	3/8/1969	Bob Ballew	10.0	4/26/1958
Dwight Middleton	9.6	4/23/1966	Carl Skvarna	10.0	4/15/1958
Dave Hunt	9.6	5/22/1965	C.R Roberts	10.0	3/30/1957
Jim Bates	9.6	5/13/1961	Bill Swisshelm	10.0	5/6/1956
Howard Bugbee	9.6	5/14/1955	Don Risinger	10.0	4/30/1954
Joe Graffio	9.6	6/19/1954	Bob Cunning	10.0	3/22/1952
Cliff Bourland	9.6	5/17/1941	Patrick Ross	10.0	1950
Mickey Anderson	9.6	5/11/1940	George Beaman	10.0	5/29/1948
Foy Draper	9.6	5/2/1936	Robert Richardson	10.0	3/31/1945
Jim Abbott	9.6	3/25/1933	Edsel Curry	10.0	5/13/1944
Weldon Draper	9.6	4/28/1928	Eddie Grosse	10.0	4/15/1944
Charley Paddock	9.6	3/26/1921	Gordon Gray	10.0	3/17/1944
Howard Drew	9.6	3/28/1914	James Jenkins	10.0	3/20/1943
Ken Randle	9.7	3/23/1974			

Stanley Skafte	10.0	4/27/1940	Fill Crank	4/11/1942
Leslie Ball	10.0	5/6/1933	Eddie Morris	4/4/1942
Al Koenig	10.0	4/8/1931	Glen Shoop	4/26/1941
Maurice Guyer	10.0	3/29/1930	? Daley	4/26/1941
Charles Anderson	10.0	2/12/1929	Howard Carter	4/27/1940
Brice Taylor	10.0	4/11/1925	George Prentice	2/24/1940
Jack Talsky	10.1	3/2/1963	Robert James	3/4/1939
Dave Peterson	10.1	3/30/1957	Marshall Cromwell	4/23/1938
Skiles Hoffman	10.1	4/1/1944	Ivan McWhinney	5/1/1937
Earl Vickery	10.1	3/18/1939	Clark Crane	4/3/1937
? Moore	10.1	4/20/1932	Orville Matthews	3/20/1936
Bert Darling	10.1	2/18/1927	Martin Spaulding	3/9/1935
Greg Heet	10.2	3/27/1965	Herbert Ballew	4/20/1932
Jack Holman	10.2	1957	Alex Kerr	4/21/1931
Jack Kuhns	10.2	1957	Tom Kunchel	2/8/1930
Rod Wilger	10.2	3/28/1953	Dick Wehner	3/30/1929
Jim Blake	10.2	4/26/1936	Victor Williams	3/16/1929
Howard Said	10.2	2/8/1930	Herschel Smith	4/16/1927
Cecil Schnelle	10.2	3/1/1929	Johnny Parsons	3/26/1927
Nate Rucker	10.2	3/13/1928	Lee Bastajian	3/17/1927
Yale Martz	10.2	4/21/1923	? Purdue	3/1/1927
Bert Starry	10.2	3/6/1923	Paul Borgfeld	3/1/1927
Bill Isenhouer	10.2	1921	Bob Lee	4/11/1925
George Schiller	10.2	1921	Owen O'Malley	1925
Eddy Leahy	10.2	1921	Carl Lowe	3/9/1923
Harry Lamport	10.2	2/9/1917	Ed Purtell	4/23/1921
Ken Johnson	10.2	3/4/1916	Eugene Blalock	3/14/1921
Wilbur Bradley	10.2	5/22/1915	Alex Perry	4/13/1918
Fred Kelly	10.2	3/29/1913	Robert Chesnut	3/17/1917
Leonard Martin	10.2	2/18/1911	Corliss Moseley	3/25/1916
Lawrence Stevens	10.3	4/7/1962	Phil Murray	3/18/1916
Tom Stevens	10.3	4/7/1962	Alfred Cookman	4/10/1915
Stan Rhodes	10.3	5/7/1960	? Carrigan	3/16/1913
Ken del Conte	10.3	4/16/1960	Sidney Ickes	2/27/1909
Robert Cunningham	10.3	4/22/1939	Harry Trotter	2/20/1909
Skiles Hoffman	10.4	1944	? Townsend	2/8/1904
Lonnie Hood	10.4	2/23/1932	? Bailey	2/8/1904
Charles Wilson	10.4	4/4/1908	G.G. Miller	2/7/1903
Eugene Shute	10.4	4/4/1908	? Keagy	2/7/1903
Henry Cooper	10.4	2/22/1907	W. R. Gulberson	2/17/1900
Jerry Hoyt	10.5	1944	William Inch	4/30/1898
Paul Martin	10.6	2/27/1909	Harry Leland	4/30/1898
Grant Richardson	10.6	2/13/1909	E. O. Edgerson	2/22/1897
Chester Cree	10.6	3/3/1906	H. M. Seely	2/22/1895
? Seymour	10.6	2/23/1903	R. G. Van Cleve	2/22/1894
Charlie Wilson	10.6	3/1/1902		
Ripley Thompson	10.8	2/22/1908	200m	
Ray Woodward	11.0	2/18/1901	Andre De Grasse	19.88 7/24/2015
Edwin Miller	11.0	2/17/1900	James Sanford	19.94+a 4/19/1980
Chuck Beeman		4/30/1954	Clancy Edwards	20.03 4/29/1978
Frank Flores		4/14/1951	Michael Norman	20.06 4/7/2018
Steve Sourapas		3/19/1949	BeeJay Lee	20.11 6/28/2015
Leonard Laudenbach		5/7/1949	Aaron Brown	20.16 5/31/2014
Ron Frazier		3/19/1949	Bryshon Nellum	20.23 5/12/2013
Sam Nicholson		5/8/1948	Darwin Cook	20.33 5/18/1985
Doug Pickett		3/23/1946	Philip Francis	20.39 5/14/2006
R. Hambleton		5/13/1945	James Gilkes	20.39 6/21/1975
? Orozco		4/1/1944	Edward Hervey	20.40 5/19/1995
Bob Anderson		5/1/1943	Antonio Manning	20.41 5/4/1985
Phil Schimmin		3/27/1943	Wes Felix	20.43 5/15/2004
Richard Jackson		3/27/1943	Luis Morales	20.44 5/23/1987
George Kryder		3/27/1943	Just'N Thymes	20.46 4/3/2015
Richard Browning		5/9/1942	Mike Dexter	20.49 5/22/1986
			Jerome Davis	20.51 5/2/1998


Jeff Laynes	20.51	3/27/1993	Jadon Joyner	21.63	5/1/2016
Bill Green	20.51	5/16/1981	Marques Holiwell	21.63	5/24/1997
Charles Lee	20.53	6/5/1999	Matthew Palmer	21.65	3/21/2009
Bryan Krill	20.54	4/22/1995	Calvin Holmes	21.65	4/28/1990
Lennox Miller	20.54+	6/16/1967	Mel Hedgepeth	21.65	3/8/1986
Davonte Stewart	20.55	4/4/2014	Chris Peart	21.66	3/25/2006
Ahmad Rashad	20.56	5/13/2007	Rod Arzu	21.66	3/23/2002
Zach Shinnick	20.58	3/24/2018	Michael Bradley	21.66	3/5/1994
Christian Sourapas	20.63	4/30//2017	Martin Cannady	21.67	4/28/1990
Billy Mullins	20.63	5/30/1980	Robert Reading	21.69	3/18/1989
Lionel Larry	20.65	5/3/2008	Brendan Ames	21.75	5/1/2010
Quincy Watts	20.66	5/12/1990	Ray Carter	21.76	4/8/2000
Marvin Anderson	20.75	4/30/2005	DeJon Joyner	21.77	3/18/2000
Curtis Conway	20.77	5/23/1992	David Schapiro	21.77	1997
Joel Andrews	20.77	5/13/1977	Scott DeYoung	21.78	4/23/2011
Mel Patton	20.7	7/10/1948	Amechi Egbe	21.78	4/2/2011
Travis Hannah	20.80	4/11/1992	Lance Babb	21.7	4/1/1972
Colin Bradford	20.80	4/28/1979	Bruce Munn	21.7	6/13/1963
Andre Ammons	20.81	5/20/2000	Charles Parsons, Jr	21.7	5/27/1933
Udeme Ekpenyong	20.83	5/19/1995	Ryan Wilson	21.80	3/31/2001
Joey Hughes	20.84	5/13/2011	Mike Pratt	21.81	5/1/2004
Mike Simmons	20.87	5/13/1977	Josh Tennefoss	21.84	4/23/2011
Ricky Morgan	20.88	5/1/2016	Dominic Davis	21.88	3/26/2016
Michael Sanford	20.88	2/21/1981	Clark Crane	21.8	6/19/1936
Ken Randle	20.8	4/3/1976	Sean Jackson	21.90	5/16/2009
Alexander Barnum	20.90	4/29/2018	William Erese	21.90	5/19/1996
Devon Ward	20.91	5/5/2001	Justin Lucas	21.93	5/6/2006
Sultan McCullough	20.96	3/18/2000	Aleec Harris	21.94	4/19/2014
Paul Greene	20.97	3/19/1994	Jason Price	21.99	4/26/2008
Angelo Coia	20.9	6/10/1960	James Burrell	21.9	2/25/1978
Tony Serpas	21.02	4/11/1998	Bobby Staten	21.9	6/10/1960
Miguel Fletcher	21.06	4/21/2000	DaSean Cunningham	22.01	4/24/2004
Adoree' Jackson	21.08	5/1/2016	Jamohl Leitch	22.02	1999
Jeff Garrison	21.08	4/29/2006	Rod Bethany	22.02	4/18/1981
Brandon Matlock	21.08	4/26/2003	Terence Abram	22.05	5/1/2011
Vince Williams	21.14	4/10/1999	David Biesek	22.24	5/12/2001
Jack Davis	21.1	6/14/1952	Ryan Simmons	22.32	4/2/2005
Foy Draper	21.1	8/20/1936	Mike Bradley	22.36	5/9/1992
Bruce Munn	21.0	6/10/1960	Kirk Sheperd	22.40	4/24/2004
Josh Mance	21.20	5/1/2011	Andre Serrette	22.40	3/9/2002
Mike Turner	21.20	4/4/1981	Dijon Morrisette	22.44	4/25/2009
Anthony Volson	21.27	4/30/1994	Devin Forte	22.58	3/6/2010
Charley Paddock	21.2	5/6/1923	Ari Monosson	22.63	5/19/1996
Garry Jones	21.32	5/13/2006	Karan Kanchan	22.69	3/10/2012
LeRoy Jordan	21.32	5/8/1999	Terry Prentice	22.71	4/26/2008
Roy Alugbue	21.33	4/29/2006	Oscar Spurlock	22.76	3/20/2010
Bryan Mercado	21.35	4/17/2015	Khoren Lawson	22.80	3/10/2012
Jovonte Slater	21.35	4/18/2014	Armon Owens	22.83	3/28/2014
T.J. Brock	21.37	4/8/2017	Cesar Gonzalez	22.85	3/9/2002
David Holmes	21.37	1999	Eugene Kim	22.85	5/19/1996
Kevin Williams	21.3	4/1/1978	Joseph Laetsch	22.90	5/1/2011
Jason Shelton	21.40	3/25/1994	Justin Threatt	22.96	3/24/2007
Darrel Rideaux	21.44	5/6/2000	Stoney McCree	22.96	5/3/1986
Alex Rohani	21.48	3/8/2014	Jay Porterfiled	22.98	4/2/2011
Desmond Hamilton	21.48	5/3/2008	James Prestridge	22.98	3/1/1991
Scott Druskin	21.49	5/19/1996	Russell Ellis	22.99	3/25/2006
Trevor Campbell	21.4	2/28/1976	Allen Williams	23.07	3/10/2012
Fred Kuller	21.4	6/15/1968	Nate Anderson	23.09	3/30/2007
Al Fitch	21.4	6/27/1936	Steven English	23.09	3/17/2002
Nick Moore	21.57	3/24/2018	Doug Bogie	23.12	3/22/2014
Michael Walton	21.57	5/3/1997	Sheldon Evans	23.19	3/10/2007
Pat Coyle	21.5	6/23/1956	Phillip Allen	23.20	4/26/2008
Dustin James	21.60	5/7/1994	Tyler Rambo	23.21	3/24/2017

Errol Wilson	23.34	3/17/2002	Richard Browning	21.2	5/9/1942
Gavin Yates	23.37	3/25/2006	Barney Willis	21.2	4/27/1940
Dorian Dixon	23.44	3/18/2000	Howard Drew	21.2	3/23/1914
John Kaisersatt	23.54	3/2/1991	Greg Jones	21.3	4/6/1974
Luke Niu	23.60	4/27/2013	Dick Coulter	21.3	4/5/1969
Stephen Kalinski	23.84	3/17/2002	Rupert Hoilett	21.3	5/7/1966
Jeff Wood	23.95	3/18/2006	Mike Larrabee	21.3	5/6/1956
Jason Yoo	24.13	5/2/2009	Verle Sorgen	21.3	5/2/1953
Nic Curry	24.14	3/14/2009	Mickey Anderson	21.3	4/13/1940
Will Robinson	24.24	4/27/2013	Ken Jones	21.4	1970
Sean Cawley	24.32	4/19/2008	Earl McCullouch	21.4	4/22/1967
Jemal Williams	24.27	3/24/2012	George Pasquali	21.4	6/21/1949
Adrian Acevedo-Smith	24.54	4/21/2007	Cliff Bourland	21.4	4/26/1941
Tudor Grecescu	24.80	3/10/2007	George Boone	21.4	5/29/1936
Wilson Wang	25.96	4/26/2008	Jim Abbott	21.4	3/17/1934
Earl Patterson		1983	Dick Wehner	21.4	5/12/1928
Barney Willis		6/7/1940	Rod Wilger	21.58	6/19/1954
Payton Jordan		5/21/1937	Montgomery Turner	21.5	5/15/1970
Roy Delby		6/18/1932	Mike Newton	21.5	3/30/1968
			Rex Cawley	21.5	4/16/1960
220y			Dave Hollingsworth	21.5	1959
Willie Deckard	20.2	5/8/1971	Rusty Weeks	21.6	4/1/1961
Don Quarrie	20.2	5/18/1973	Stan Rhodes	21.6	4/16/1960
Mel Patton	20.2	5/7/1949	Ron Childs	21.6	3/27/1954
Lennox Miller	20.3	4/26/1969	Jack Davis	21.6	4/18/1953
James Gilkes	20.4	5/3/1975	Al Mejia	21.6	4/14/1951
Dick Cortese	20.4	3/16/1963	Ted Smith	21.6	5/4/1957
Edesel Garrison	20.5	3/7/1970	Roy Delby	21.6	5/2/1931
Ken Randle	20.5	5/16/1975	Waldo Throop	21.6	3/19/1910
Dave Morris	20.5	3/16/1963	Bill Mayo	21.7	4/25/1942
Clark Crane	20.5	4/3/1937	Stanley Skafte	21.7	4/27/1940
Joe Graffio	20.6	5/1/1954	Maurice Guyer	21.7	3/28/1931
Norm Stocks	20.6	3/22/1952	Henry Jackson	21.8	1970
Fred Kuller	20.7	5/5/1969	Steve Firenze	21.8	4/17/1965
Howard Bugbee	20.7	5/1/1954	Ted Doll	21.8	5/26/1962
Jim O' Reilly	20.7	6/14/1941	Dave Peterson	21.8	1956
Leon Brown	20.8	5/20/1972	Charles Parsons, Sr	21.8	3/23/1907
Bruce Munn	20.8	6/5/1959	Sam Dickerson	21.9	4/20/1968
Pat Coyle	20.8	5/6/1956	Dean Balzarett	21.9	4/11/1959
Foy Draper	20.8	6/9/1934	Lynn Gaskill	21.9	3/20/1959
Frank Wykoff	20.8	5/16/1931	Ramon Lopez	21.9	1957
Charley Paddock	20.8	3/26/1921	Darryl Ellingson	21.9	4/16/1955
Angelo Coia	20.9	6/5/1959	Don Risinger	21.9	4/23/1954
Bobby Staten	20.9	4/4/1959	Joe Graffio	21.9	4/18/1953
Hubie Kerns	20.9	4/25/1942	Patrick Ross	21.9	1950
Charles Borah	20.9	5/28/1927	Bill Eagle	21.9	4/21/1945
Dick Dorsey	21.0	3/24/1956	Eddie Grosse	21.9	4/15/1944
Guy Abrahams	21.0	2/23/1974	Elmer Mallon	21.9	3/19/38
Dwight Middleton	21.0	5/7/1966	Harry Tompkins	21.9	4/1/1933
Payton Jordan	21.0	2/19/1938	Phillip Lee	22.0	5/1/1965
Edgar House	21.0	5/28/1926	Rod Sherman	22.0	3/27/1965
Michael Shavers	21.1	4-20-1974	Bruce Kitchens	22.0	4/13/1957
David Thomas	21.1	3/16/1974	Chuck Lindsay	22.0	1957
Ron Pharris	21.1	4/10/1971	C.R. Roberts	22.0	3/30/1957
Jim Bates	21.1	4/2/1960	Rob Reed	22.0	4/8/1931
Rod Wilger	21.1	5/28/1954	Johnny Parsons	22.0	1925
Jim Lea	21.1	4/4/1953	Morton Kaer	22.0	5/17/1924
Charles Parsons, Jr	21.1	6/9/1934	Yales Martz	22.0	3/15/1924
Adrian Talley	21.2	5/7/1938	Gary Comer	22.1	4/4/1964
Al Fitch	21.2	4/11/1936	Jack Talsky	22.1	5/26/1962
Mike Simmons	21.2	5/16/1975	Murray Cockburn	22.2	1957
O.J. Simpson	21.2	3/18/1967	James Jenkins	22.2	5/1/1943
John Bradley	21.2	5/6/1950	Jack Trout	22.2	5/15/1943

Jim Blake	22.2	4/26/1936	Charles Anderson	4/13/1929
Bert Darling	22.2	3/17/1927	Victor Williams	3/16/1929
Dave Hunt	22.3	3/30/1963	Cliff Halstead	3/5/1929
Larry Gilbert	22.3	5/3/1958	Tom Kuchel	2/23/1929
Jack Kuhns	22.3	1957	Weldon Draper	3/17/1928
George Beaman	22.3	3/23/1946	Nate Rucker	3/13/1928
Hutch Gibb	22.5	5/2/1964	Herschel Smith	4/16/1927
Bob Harman	22.5	3/23/1957	Roland Renfro	2/18/1927
Dave Buck	22.6	3/28/1964	Bruce Smith	4/3/1926
John Benton	22.6	4/8/1961	Bob Lee	4/11/1925
Carl Skvarna	22.6	4/15/1958	Brice Taylor	3/28/1925
Cecil Schnelle	22.6	2/26/1929	Carl Lowe	3/9/1923
Greg Heet	22.7	3/27/1965	Ed Purtell	4/23/1921
Jack MacFaden	22.8	2/16/1929	Ugene Blalock	3/29/1921
Victor Hodge	22.8	3/29/1913	Bill Isenhouer	3/19/1921
Bert Starry	23.0	3/9/1923	Gene Wright	4/17/1920
Wilbur Bradley	23.0	3/25/1916	George Schiller	4/5/1919
Ken Johnson	23.0	3/17/1917	Joe Chapman	3/29/1919
Paul Martin	23.0	3/20/1909	H. Davis	4/13/1918
Herbert Ballew	23.1	4/20/1932	Alex Perry	4/13/1918
Gordon Gray	23.2	4/1/1944	Paul Wilcox	4/14/1917
Leonard Martin	23.2	2/25/1911	Milton Damron	3/3/1917
Eugene Shute	23.2	3/9/1907	Warren Lampion	2/9/1917
Pat Sheedy	23.4	3/24/1944	Phil Murray	3/18/1916
? Krauss	23.4	4/26/1958	Fred Kelly	5/8/1915
Al Koenig	23.4	4/2/1932	Julius Hansen	3/2/1912
Lonnie Hood	23.4	3/18/1932	Wallace Reed	2/27/1909
Ripley Thompson	23.4	3/21/1908	Henry Cooper	2/15/1907
Jerry Hoyt	23.5	1944	? Bailey	2/8/1904
Ray Woodward	23.5	2/18/1901	? Keagy	2/23/1903
Paul Borgfeld	23.6	2/18/1927	G.G. Miller	2/7/1903
Chester Cree	23.8	3/19/1906	Charlie Enyeart	2/17/1900
H. M. Seeley	23.8	2/22/1895	? Oates	2/17/1900
? Townsend	24.0	3/3/1904	Harry Leland	4/30/1898
Charlie Wilson	24.0	2/12/1902	J. F. Spencer	2/22/1897
? Seymour	24.2	2/7/1903	R. G. Van Cleve	2/22/1894
John Van Den Bergh	24.3	2/17/1900		
Clyde Yerge	24.4	2/13/1909		
? Slaby	24.5	5/6/1967		
E. O. Edgerson	25.4	2/22/1896		
Bob Cunning		3/22/1952		
Steve Sourapas		3/19/1949		
Jack Moorman		3/31/1945		
Gerald Jurgens		3/24/1944		
Stan Switzer		3/24/1944		
Bob Anderson		5/1/1943		
Eddie Morris		5/9/1942		
Wayne Matson		5/17/1941		
Dick Bailey		4/26/1941		
George Prentice		2/24/1940		
Robert James		3/4/1939		
Ivan McWhinney		4/24/1937		
Elmer Radmiller		4/26/1936		
Jim Cassin		3/20/1936		
Orville Matthews		3/20/1936		
Ray Cartwright		3/9/1935		
Larry Osburn		4/8/1933		
Leslie Ball		4/2/1932		
Alvin Koenig		4/2/1932		
? Moore		3/18/1932		
Alex Kerr		4/21/1931		
? Holmes		4/8/1931		
? Casey		2/28/1930		



The 400



The 440 / 400

Like the 100 and 200, the 400 has seen USC runners make a lasting impact in track and field on the world scene. Quincy Watts held the Olympic 400 record of 43.50 for 24 years until this recent Olympics and may just lose his SR if current Trojan Michael Norman keeps up the pace he is currently on.

USC has an impressive NCAA legacy in the one-lapper with 62 All American awards and 13 NCAA titles, but is just .03 seconds shy of 15 titles. Lionel Larry had two heartbreak losses missing 1st place in 2007 by .02 sec and by .01 sec in 2008. Our Olympic numbers stand at 9 Olympians and 2 gold medals.



The Never-Give-Up Award would have to go to Bryshon Nellum. Between injuries and being shot, Bryshon seemed to be in school for like 10 years (he wasn't). His determination finally paid off with an NCAA title and Olympic silver in 2012.

I don't know how many 4X All-Americans there are in the 400, but I thought it pretty special and worthy to note Edesel Garrison's accomplishment in this feat.

One other item of note that I did not know and it centers around a one-turn 440 which was contested from time to time. I've asked several track experts about this and this race was conducted at the California HS State meet and at the NCAAs.

As best as I can guess, that's two really long straightaways with a curve in the middle. I'm not sure why you'd do a race like that. Oh well.



The 440 / 400

Some 440 / 400 progressions you might find interesting:

400

<u>Time</u>	<u>Name</u>	<u>Year</u>
46.1	Cliff Bourland	1941
45.64	Edesel Garrison	1972
44.99	Ken Randle	1976
44.84	Billy Mullins	1980
43.50	Quincy Watts	1992

440

46.6	Hubie Kerns	1941
46.5	Kevin Hogan	1961
46.0	Rex Cawley	1963
45.4	Edesel Garrison	1971
45.1	Ken Randle	1975

The 400

400m

Quincy Watts	43.50	8/5/1992	Josh Tennefoss	47.40	5/7/2011
Michael Norman	43.61	6/8/2018	DaSean Cunningham	47.44	4/18/2004
Jerome Davis	44.51	8/1/1999	Mike Larrabee	47.4	6/22/1956
Lionel Larry	44.63	6/14/2008	Reggie Wyatt	47.50	4/29/2012
Bryshon Nelum	44.73	6/7/2013	DeJon Joyner	47.59	4/21/2001
Rai Benjamin	44.74	4/21/2018	Mike Simmons	47.5	4/3/1976
Josh Mance	44.83	6/6/2012	Hal Smallwood	47.5	6/20/1936
Billy Mullins	44.84	5/11/1980	Timmie Ware	47.69	4/10/1982
Ken Randle	44.99	6/4/1976	David Holmes	47.74	5/19/1996
Joey Hughes	45.05	5/14/2011	Antonio Manning	47.79	5/5/1984b
Bill Green	45.07	5/10/1981	Sultan McCullough	47.80	1999
Travis Hannah	45.17	6/5/1992	Scott DeYoung	47.81	4/16/2010
Ricky Morgan	45.44	5/27/2017	Rod Arzu	47.85	4/13/2002
Bryan Krill	45.55	5/20/1995	Dayn Kirksey	47.88	4/13/1991
Tom Andrews	45.57	5/14/1977	Rich Graybehl	47.8	3/6/1976
Udeme Ekpenyong	45.63	4/1/1995	Anthony Heckman	48.04	4/4/2003
Edesel Garrison	45.64+	6/3/1972	Ed Ablowich	48.0	6/18/1932
Ed Hervey	45.76	5/20/1995	David Biesek	48.18	5/4/2002
James Sanford	45.77	4/29/1978	Michael Sanford	48.1	1/18/1981
Joel Andrews	45.80	5/14/1977	John McCarthy	48.1	5/31/1935
Andre Ammons	45.89	5/12/2001	Tony Serpas	48.20	3/15/1997
Colin Bradford	45.94	5/20/1979	Robert Ford	48.24	4/2/2016
Rod Bethany	46.02	5/3/1980	Dwight Williams	48.44	5/20/1983
Brandon Matlock	46.04	4/26/2004	Vince Williams	48.47	3/4/2000
LeRoy Jordan	46.06	5/13/2000	Ryan Wilson	48.52	3/10/2001
Terry Ivey	46.14	5/5/1984	Bob Coffman	48.5	5/17/1974
Jeff Garrison	46.19	4/29/2006	Jim Cassin	48.6	6/20/1936
Hubie Kerns	46.1	6/29/1941	Ari Monosson	48.83	5/13/2000
Cliff Bourland	46.1	6/29/1941	Martin Glencowe	48.87	3/14/2009
Rod Connors	46.2	5/15/1976	Raphael Asafo-Agyei	48.90	4/4/2003
Davonte Stewart	46.34	5/17/2015	Sean Adams	48.93	3/8/2008
Felix Sanchez	46.34	4/8/2000	Tony Borquez	48.9	3/2/1991
Jason Price	46.35	5/3/2008	Yales Martz	48.9	5/24/1924
Paul Greene	46.47	3/12/1994	Marvin Anderson	49.14	3/18/2005
Hal Smallwood	46.4	6/19/1936	Cesar Gonzalez	49.18	3/23/2002
Rayfield Beaton	46.5	2/25/1978	Darryl Hentley	49.28	4/30/1988
Nate Anderson	46.66	5/17/2009	Viktor Fajoyomi	49.30	5/10/2014
Zyaire Clemes	46.68	3/19/2016	Myles Andrews	49.40	3/15/2014
Alex Rohani	46.68	5/18/2014	Dijon Morrisette	49.52	3/7/2009
Duane Walker	46.69	4/25/2009	Sean Jackson	49.56	3/20/2010
Charles Lee	46.69	1999	Joseph Laetsch	49.58	4/19/2012
Mike Larrabee	46.6	6/3/1955	Jadon Joyner	49.61	3/26/2016
Ron Williams	46.74	5/23/1980	Jahmar Rashad	49.61	3/7/2009
Mike Turner	46.76	3/21/1981	James Prestridge	49.62	5/13/1991
Claude Brown	46.7	5/15/1976	Karan Kanchan	49.79	3/24/2012
Kevin Hogan	46.7	5/13/1961	Justin Lucas	50.09	5/6/2006
Jim Lea	46.7	6/5/1953	Morton Kaer	50.0	5/9/1924
Erwin Miller	46.7	6/18/1938	Russell Ellis	50.13	4/13/2007
Martin Cannady	46.85	5/19/1990	Sheldon Evans	50.14	3/10/2007
Ray Carter	47.06	4/20/1997	Alexis Sharp	50.20	5/15/1992
Scott Druskin	47.09	5/19/1996	James Lee	50.25	4/17/2004
Al Fitch	47.0	7/12/1936	Jack Kuhns	50.2	6/10/1960
Pedro Rodrigues	47.15	3/12/1994	Jemal Williams	50.35	3/8/2014
Ahmad Rashad	47.16	3/17/2007	Sheldon Davis	50.40	3/17/2002
Mel Hedgepeth	47.17	5/3/1986	Armon Owens	50.52	5/4/2014
Trevor Campbell	47.1	5/1/1976	Russell Silvers	50.59	3/17/2002
Al Fitch	47.1	6/20/1936	David Schapiro	50.5	1997
Patrick Wetzel	47.21	4/16/2005	Bob Pruitt	50.5	8/14/1949
Mike Pratt	47.27	5/1/2004	Dorian Dixon	50.97	3/11/2000
Michael Walton	47.30	1997	Gavin Yates	50.99	4/29/2006
Dustin James	47.39	5/7/1994	Mike Bradley	51.03	4/18/1992
John Wachtler	47.3	6/20/1942	Bo Sterner	51.0	5/17/1974
			Barry Wilkins	51.18	4/21/2012

The 400

Eric Klassen	51.34	4/23/1992	Bruce Bess	47.9	4/17/1965
Doug McDannald	51.39	3/8/2003	Gary Comer	47.9	4/11/1964
Yousef Al-Jamil	51.40	4/26/2008	Montgomery Turner	48.0	4/26/1969
Andreas Spanos	51.63	3/15/2014	Hutch Gibb	48.0	5/1/1965
Khoren Lawson	51.72	3/24/2012	William Sims	48.1	5/15/1970
Tyler Ellis	52.09	4/10/2010	Dean Balzarett	48.1	5/27/1961
Michael Gonzales	52.17	5/5/2018	Hal Smallwood	48.1	4/18/1936
Tyler Rambo	52.28	4/29/2018	Lennox Miller	48.3	3/16/1967
Rob Bates	52.34	3/17/2002	Ramon Lopez	48.3	5/4/1957
Tell Hendren	52.47	3/17/2002	Tom Anderson	48.3	4/13/1957
Thomas Parides	52.56	3/14/2009	Howard Becker	48.4	4/6/1968
Michael Zuletta	54.09	3/12/2011	Angelo Coia	48.4	4/30/1960
Bo Sterner	54.1	5/18/1973	Bruce Kitchen	48.4	4/7/1956
Corey Fitzgibbons	54.62	3/17/2002	Norm Stocks	48.4	5/7/1949
Greg McCoy	54.68	3/9/2002	Herman Franklin	48.5	3/21/1970
Sean Cawley	54.94	4/4/2009	John Wachtler	48.5	4/11/1942
Will Robinson	55.83	3/15/2014	Stan Rhodes	48.6	4/16/1960
Robert Olson		5/21/1937	Fred Kuller	48.7	4/8/1967
Horace Taylor		5/21/1937	James Brooks	48.7	5/18/1957
Harry Tompkins		5/27/1933	Jack Talsky	48.7	5/26/1962
Ed Ablowich		5/27/1933	Rich Joyce	48.8	4/20/1968
Art Woessner		6/18/1932	Lanny Quigley	48.8	3/24/1956
James Guthrie		6/18/1932	George Schiller	48.8	6/2/1920
			Bob Chambers	48.2	4/5/1947
			Bob Harman	48.9	1957
			Bud Curry	48.9	5/26/1950
			Robert Olson	48.9	4/3/1937
			Sam Nicholson	49.0	5/29/1951
			Darel Griffin	49.1	5/2/1953
			Jim Slosson	49.1	3/29/1947
			Ray Johnson	49.1	4/25/1942
			Don Kiloh	49.2	3/16/1963
			Mike Wells	49.2	1957
			Roger Lee Hendrix	49.2	5/2/1953
			Estel Johnson	49.2	4/27/1935
			Ron Hamley	49.3	3/t29/1970
			Dick Wehner	49.3	4/2/1932
			Paul Iacono	49.4	5/13/1944
			Gerald Pearson	49.4	3/22/1930
			Gwynn Wilson	49.4	1921
			Percy Niersbach	49.6	1926
			Dick Cortese	49.7	3/28/1964
			Bruce Smith	49.7	1926
			Charlie Sauers	49.7	1926
			Horace Taylor	49.8	4/24/1937
			Irvine Warburton	49.8	4/1/1933
			Chuck Sauers	49.8	5/5/1928
			J. Wakefield Burke	49.8	4/21/1928
			Yale Martz	49.8	3/24/1923
			Percy Wallace	49.9	1926
			Ric Shencopp	50.0	5/6/1961
			Bert Purdue	50.0	3/19/1955
			Art Aiello	50.0	1948
			Jim Thomas	50.0	4/26/1941
			Bill McGeagh	50.0	3/1/1929
			Carl Trentadue	50.1	5/7/1966
			Bruce Miller	50.1	5/8/1943
			Mike Jackson	50.2	4/24/1971
			Gordon Maxwell	50.2	3/17/1928
			Jim O'Toole	50.4	4/13/1963
			Howard Torkelson	50.4	4/25/1925
			Edgar Grunbock	50.5	4/23/1938
			Arno Elias	50.6	3/31/1945
440y					
Ken Randle	45.1	5/3/1975			
Edesel Garrison	45.4	5/8/1971			
Rex Cawley	46.0	6/14/1963			
Dwight Middleton	46.2	3/19/1966			
Claude Brown	46.3	5/4/1974			
Kevin Hogan	46.5	4/29/1961			
Earl Richardson	46.5	4/15/1972			
Trevor Campbell	46.6	5/18/1974			
Rupert Hoilett	46.6	5/21/1966			
Jim Lea	46.6	6/19/1954			
Hubie Kerns	46.6	6/21/1941			
Ted Smith	46.8	6/6/1958			
Mike Larrabee	46.9	6/23/1956			
Cliff Bourland	46.9	5/2/1942			
Roger Wolff	47.0	5/20/1966			
Bobby Staten	47.0	4/11/1959			
Howard Upton	47.1	5/27/1939			
Erwin Miller	47.1	5/27/1939			
Mike Newton	47.2	3/16/1968			
Dave Buck	47.2	5/22/1965			
Tony Krzyzosiak	47.3	5/19/1972			
Rod Connors	47.4	5/17/1975			
Greg Jones	47.4	5/18/1974			
Murray Cockburn	47.4	5/24/1958			
Al Fitch	47.4	5/30/1935			
Vic Williams	47.4	5/30/1931			
Wells DeLoach	47.5	6/18/1949			
John McCarthy	47.5	6/15/1935			
Verle Sorgen	47.6	6/12/1953			
John Bradley	47.6	6/16/1951			
Howard Bachman	47.6	6/18/1938			
Ed Ablowich	47.6	6/16/1933			
Art Woessner	47.6	4/30/1932			
Geoff Vanderstock	47.7	4/20/1968			
Ted Doll	47.7	5/26/1962			
Leon Brown	47.8	4/1/1972			
Ron Pharris	47.8	4/19/1969			
Dennis Carr	47.8	4/18/1964			

The 400

? Krauss	50.6	5/3/1958	Stan Megargee	5/3/1947
Howard Smith	50.7	3/27/1954	Richard Robin	4/5/1947
Greg Stewart	50.8	1951	Jack Moorman	6/8/1945
Bill Callis	50.8	4/17/1943	Ernest Bryan	5/13/1944
Gene Carter	50.8	4/8/1933	Alan Wakeling	4/22/1944
Dave Foore	50.8	3/3/1931	Earle Parsons	5/1/1943
Lee Bastajian	50.8	3/16/1929	Eldon Scott	5/1/1943
Gary Irons	50.9	4/6/1957	Dick Bailey	5/15/1943
Bob Bonebrake	50.9	3/27/1936	Eddie Grosse	5/15/1943
Bill Sweet	51.2	1951	Paul Kamp	4/26/1941
Bob Norton	51.2	5/7/1949	Fill Crank	4/26/1941
Tom Stevens	51.3	5/5/1962	Jim Maston	1940
John Anderson	51.3	3/31/1945	Fred Mayes	3/16/1940
Syriil Tipton	51.4	4/10/1915	Fred Albright	2/24/1940
Stonewall Jackson	51.6	3/1/1913	Charles Kennedy	3/4/1939
? Sandell	51.9	4/26/1958	Les Meisenheimer	4/1/1939
Ed Blecksmith	52.0	4/7/1962	Norman Michel	4/23/1938
Tom Tackett	52.0	4/22/1944	James Lytle	3/26/1938
Jim Cassin	52.0	2/23/1932	George Boone	4/17/1937
? Henderson	52.2	3/30/1963	Albert Corley	4/17/1937
Thad Brown	52.2	1957	Bob McNerney	4/3/1937
Ken Del Conte	52.2	5/7/1960	Tom Swift	4/26/1936
Aden Hughes	52.2	3/22/1924	Doug Hammond	4/26/1936
Oretly Laird	52.2	3/14/1914	Lloyd Olson	4/26/1936
Victor Hodge	52.2	3/2/1912	Wallace Monroe	4/20/1935
Rob Reed	52.4	4/21/1931	? Wisler	3/31/1934
? Shurtleff	52.6	3/27/1965	Glenn Baker	3/31/1934
Elam Kirks	53.2	3/17/1927	James McMunn	3/17/1934
Harold Lovejoy	53.2	3/5/1927	John Renick	3/10/1934
Charlie Parson, Sr	53.2	8/5/1908	Don Spiers	4/1/1933
Elmer Elliot	53.2	2/22/1895	Harry Renick	4/1/1933
Duane Edling	53.3	4/5/1959	? Andres	3/18/1933
Ken Wallace	53.4	2/25/1911	James Guthrie	5/21/1932
Robert Carson	53.6	4/9/1943	Jim McNeil	4/16/1932
Ed Shaw	53.6	3/6/1923	Robert Dow	4/18/1931
Bob Norene	53.7	3/30/1932	Earnest Oswald	3/14/1931
Frank Breese	53.7	3/18/1932	? Holmes	4/8/1931
Monroe Walton	53.8	3/11/1911	John Dorfner	3/16/1929
Howard Lennox	54.2	2/15/1907	John MacFayden	3/16/1929
Bob King	54.4	1944	Fred Zeisenhenne	3/5/1929
Clyde Yerge	54.6	2/27/1909	Willie Lewis	4/30/1927
Eugene Schute	54.6	4/4/1908	Ed Gloege	3/5/1927
Russell Fegusson	54.8	2/17/1900	Al Prowell	2/22/1927
Pat Sheedy	55.0	1944	Al McDaniel	2/20/1927
Paul Wilcox	55.0	3/3/1917	Bert Starry	4/11/1925
Ken Johnson	55.0	3/6/1915	Johnny Woods	3/15/1924
B.N. Norton	55.0	4/30/1898	Sylvester Mueller	3/15/1924
Jack Morley	55.5	1944	THurmond Clark	3/8/1924
Ferris Webster	55.5	3/18/1932	Eugene Waterman	6/19/1921
Lawrence Alexander	56.0	1944	Clarence Beebe	3/24/1917
Albert Blower	56.0	1944	J. Paul Beale	3/3/1917
Ray Woodward	56.0	2/18/1901	Ray Clark	4/15/1916
Al Whitcomb	57.0	2/9/1917	George Martin	4/15/1916
? Spiker	58.0	2/2/1905	? Schachtler	5/8/1915
DeMont Miller	58.0	2/12/1902	Ernest Young	4/17/1915
Bill Taylor		5/22/1954	Gustav Werner	3/6/1915
Buddy Cole		3/26/1954	Edwin Franklin	2/28/1914
Bob Lane		5/6/1950	Ira Courtney	3/1/1913
Stan Mattoon		4/22/1950	Tommy Davis	3/16/1912
Bud Curry		3/18/1950	Graham Hunter	2/18/1911
Days Mowery		5/7/1949	Arthur Hill	3/5/1910
Bob Mitchell		3/19/1949	Grant Richardson	2/27/1909
Jim Wallace		5/8/1948	Wallace Reed	3/27/1909

The 400

Byron Stookey	3/28/1908
Ewald Selph	3/21/1908
Walter Hall	3/21/1908
? Fuller	3/9/1907
? Snyder	2/15/1907
Emil Breitreutz	3/19/1906
Tom Higgins	3/3/1906
? Ham	3/3/1904
Warren Bovard	2/8/1904
Tom Hamilton	2/8/1904
? Bailey	2/8/1904
? Seymour	2/23/1903
? Ellis	2/12/1902
Bert Smith	3/2/1901
LeRoy Enyeart	2/17/1900
John Van Den Bergh	4/30/1898



The 800



The 880 / 800

Once we get past the one-lap races, USC has a bit of a drop-off. We've had some good middle distance people, just not in the same numbers as the sprints and 400.



As you look through the list you'll see quite a few recognizable names that have worn the Cardinal & Gold. It would seem that the 60s was our heyday for middle distance before scholarship limits took hold. USC had its own version of "Tinker to Evers to Chance" in the Bess, Carr, Buck, Link combo that ran many a relay or two.

As I touched on briefly, scholarship limitations really were the beginning of the end for the traditional dual meet as schools would no longer attempt (or were unable) to field every event adequately.

We've had 21 Trojans earn All-American honors and 5 Olympians run the 800.

A list of bests by decade

1900s	Harrison Gower	2:04.2*	1909
1910s	Clarence Beebe	1:56.8*	1916
1920s	Ed Gloege	1:55.6*	1928
1930s	Ross Bush	1:50.0	1937
1940s	Bob Pruitt	1:50.8*	1949
1950s	Tom Anderson	1:50.0*	1957
1960s	Dennis Carr	1:47.1*	1967
1970s	Lloyd Johnson	1:46.5	1977
1980s	Ibrahim Okash	1:44.92	1988
1990s	Isaac Turner	1:47.15	1997
2000s	Duane Solomon	1:45.69	2007
2010s	Robert Ford	1:46.64	2018

The 880 is 4.6 meters *longer* than the 800

* – 880

The 800

800m

Ibrahim Okash	1:44.92	6/19/1988	Ferris Webster	1:54.0e	6/18/1932
Duane Solomon	1:45.69	6/24/2007	Tim Kessler	1:54.26	5/1/2010
Mark Handelsman	1:46.46	7/14/1982	Ali Benmohamed	1:54.27	3/18/2000
Rayfield Beaton	1:46.5	4/29/1978	Robert Kirwa	1:54.30	5/5/2001
Lloyd Johnson	1:46.5	7/4/1977	Chris Lerude	1:54.49	4/14/1989
Robert Ford	1:46.64	4/7/2018	Ryan Thomas	1:54.63	4/16/2011
David Omwansa	1:46.85	3/8/1980	Jeff Hoeft	1:54.74	5/10/2003
Joey Bunch	1:46.8	4/19/1986	Mitchell Cameron	1:54.77	4/30/2017
Irek Sekretarski	1:47.11	6/11/2009	Kyle Iverson	1:54.80	3/23/2013
Isaac Turner	1:47.15	5/3/1997	Dean Balzaret	1:55.1	3/25/1959
William Wang	1:47.24	5/3/1980	Eric Battles	1:55.35	3/16/2013
Kevin Elliott	1:47.40	5/12/2001	Cesar Gonzalez	1:55.36	3/22/2003
James Walters	1:47.6	5/19/1979	Brian O'Bannon	1:55.3	1997
Raphael Asafo-Abyei	1:47.88	5/15/2005	Colin Campbell	1:55.60	3/24/2007
Eric Schermerhorn	1:48.01	4/30/1988	Bryan Jordan	1:55.98	3/22/2014
Anthony Heckman	1:48.41	4/30/2005	Ryan Philyaw	1:56.13	4/26/2008
Blake Shaw	1:48.81	5/1/2011	Andreas Spanos	1:56.33	3/15/2014
Brandon Pacheco	1:48.89	1997	Matthew Huntington	1:56.48	4/24/2010
Myles Andrews	1:48.95	3/30/2013	Percy Niersbach	1:56.4	5/24/1924
Nate Anderson	1:48.95	5/1/2010	Frank Olivar	1:56.6	3/7/1992
Ray Griffin	1:48.9	4/18/1987	Harold Lovejoy	1:56.6	4/23/1927
Bruce Bess	1:48.9	6/20/1964	Matt Click	1:57.13	4/27/2002
Scott Cox	1:49.2e	4/25/1982	Hosein Ghadini	1:57.26	4/27/2002
Dan Aldridge	1:49.2e	5/8/1976	Ari Monosson	1:57.7	3/18/2000
DaSean Cunningham	1:49.70	4/28/2007	Ivan Bannon	1:58.17	3/3/2001
Don Young	1:49.72	4/29/1984	Mitch Sloan	1:58.38	3/16/1991
Alex Rohani	1:49.73	4/30/2017	Trent Rule	1:58.52	4/22/2017
Jim Fisher	1:49.90	5/18/1985	Surafael Yared	1:58.77	3/28/2013
Ross Bush	1:50.0	6/19/1937	Jim Cassin	1:59.2	1936
Bob Chambers	1:50.2	7/2/1950	Josh Galen	1:59.39	3/15/2014
David Branch	1:50.44	5/13/2011	Leon Rountree	1:59.56	3/16/1991
Todd Overstreet	1:50.76	4/13/1991	Jonathan Ciampa	2:00.96	4/13/2003
Darryl Savage	1:50.93	3/21/1981	Paul Rigali	2:00.98	4/27/2002
Andrew Gausepohl	1:51.03	5/16/2009	Austin Davis	2:01.39	4/13/2003
Josh Mance	1:51.16	4/29/2012	Dreux Valenti	2:01.84	3/16/1991
Diego Ash	1:51.20	5/12/1996	George Artope	2:02.40	5/6/2000
Felix Sanchez	1:51.49	3/18/2000	Curtis Graham	2:02.41	3/16/1991
Warren Farlow	1:51.6	5/20/1960	Gabriel Morin	2:02.77	5/3/2015
Reggie Wyatt	1:51.72	3/3/2012	Daniel Seddiqui	2:02.8	4/24/2004
Matthew Myrtue	1:51.87	5/12/2018	Justin Ocello	2:02.95	3/17/2002
Nicolas Therbault	1:51.8	2/18/1984	Will Robinson	2:02.99	4/2/2016
James Leckie	1:51.97	5/5/2012	Jeff Brown	2:03.12	4/10/2010
Chris Huddleston	1:52.08	5/12/2007	Daniel Martin	2:03.52	5/6/2006
John Ashbrook	1:52.12	4/29/1989	James Lee	2:04.12	3/25/2006
Jim Lea	1:52.1	7/7/1954	Jon Ciampa	2:04.50	3/13/2004
Andres Bezamat	1:52.26	5/8/2010	Crispin Collins	2:04.59	4/9/2011
Louie Zamperini	1:52.5	4/9/1938	Hans Lauzen	2:05.47	4/19/2008
Glenn Kern	1:52.7	3/14/1976	Anthony Tartaglio	2:10.00	4/14/2005
Jordon Wallin	1:52.83	4/23/2016	Garrett Mack	2:14.66	4/13/2017
Aaron Adkins	1:52.84	5/8/2010	Tony Martinez	2:18.09	4/19/2012
Miles Brewington	1:52.91	5/1/2011	Christopher Wolfe		1998
Wally Wilson	1:52.9	6/25/1949	Warren Smith		6/7/1940
Andreas Bezemat-Homer	1:53.12	5/2/2009	Erwin Miller		6/2/1938
Kris Washington	1:53.39	3/12/2011	Ed Powers		5/20/1938
Joshua Zavala	1:53.40	4/30/2017	Dave Foore		6/18/1932
Phil Roulac	1:53.4	5/20/1938	Bill McGeagh		6/18/1932
Tomasz Babiszkiwicz	1:53.54	3/10/2005			
Spencer Remick	1:53.71	5/1/2011			
Barry Wilkins	1:53.71	3/20/2010			
John Peschelt	1:53.72	5/10/2003			
David Manahan	1:53.97	3/21/2015			
Rob Ruiz	1:53.97	4/1/2000			

The 800

880y

Dennis Carr	1:47.1	6/23/1967	Trevor Campbell	1:55.7	4/21/1973
Kevin Hogan	1:47.8	5/17/1963	Dick Amador	1:55.7	3/27/1954
Carl Trentadue	1:47.9	3/30/1968	Arthur Reading	1:55.7	5/4/1940
Dave Buck	1:48.4	5/6/1967	Paul Iacono	1:55.9	4/22/1944
Rich Joyce	1:48.6	5/3/1969	Jim Cassin	1:55.9	3/27/1936
James Baxter	1:48.6	6/8/1973	Dave Foore	1:56.0	4/16/1932
Howard Becker	1:48.7	5/3/1969	Dick Wehner	1:56.0	4/16/1932
Warren Farlow	1:49.4	5/1/1961	Jim O'Toole	1:56.1	3/30/1963
Rayfield Beaton	1:49.7	4/19/1975	Bert Purdue	1:56.5	1954
Nathan Burks	1:49.8	5/5/1973	Lloyd Jepson	1:56.5	3/3/1949
Warren Farlow	1:50.0	5/26/1962	Field Berry	1:56.5	5/10/1947
Tom Anderson	1:50.0	5/18/1957	Jim Caffrey	1:56.6	5/4/1957
Bruce Bess	1:50.1	3/27/1965	Clarence Beebe	1:56.8	4/15/1916
Glenn Kern	1:50.2	4/19/1975	Jim Slosson	1:56.9	5/4/1946
Terry Tubb	1:50.5	4/27/1968	Mike Wells	1:57.7	3/26/1957
Tom Lile	1:50.5	5/26/1962	Roger Lane	1:57.7	4/26/1941
Chuck Kirkby	1:50.7	5/18/1957	Cliff Halstead	1:57.8	4/5/1930
Ross Bush	1:50.7	6/19/1937	Bill Sweet	1:57.9	4/11/1953
Craig Grant	1:50.9	4/6/1968	Hutch Gibb	1:58.0	3/28/1964
Chris Johnson	1:50.9	4/4/1964	Chris Johnson	1:58.1	4/7/1962
Wayne Lemons	1:50.8	4/19/1958	Phil White	1:58.4	3/19/1955
Bob Pruitt	1:50.8	6/18/1949	Bryce Schurr	1:58.4	4/21/1928
Bob Chambers	1:51.0	6/20/1950	Max Truex	1:58.5	1957
Sid Wing	1:51.2	4/13/1957	Buddy Cole	1:58.5	4/30/1954
Lloyd Johnson	1:51.4	3/19/1976	Leroy Weed	1:58.5	4/22/1939
Steve Crane	1:51.4	5/8/1971	Boyce Jacques	1:59.0	3/8/1947
Charles Oakley	1:51.4	3/27/1965	Bill Nardi	1:59.6	4/8/1961
Murray Cockburn	1:51.4	4/17/1956	Francis Hammatt	1:59.8	3/21/1931
Bob Shankland	1:51.6	4/4/1959	Harry Browne	2:00.0	1947
Ted Eggleston	1:51.8	3/30/1963	Tom Tackett	2:00.0	4/21/1945
John Davis	1:51.9	4/26/1969	J. Wakefield Burke	2:00.0	3/22/1930
Wes McLeod	1:52.0	4/13/1957	William Bustard	2:00.0	2/28/1925
Curtis Jones	1:52.1	4/11/1970	Bill Massey	2:00.6	3/21/1931
Ferris Webster	1:52.1	6/17/1933	Syril Tipton	2:00.6	3/14/1914
Julio Marin	1:52.4	4/13/1963	Monroe Walton	2:00.8	3/25/1911
Dean Balzaret	1:52.7	4/8/1961	Charles Saffell	2:01.0	2/20/1932
Warren Smith	1:52.8	5/3/1941	Dick Weber	2:01.1	3/28/1953
Wayne Farlow	1:52.9	6/15/1962	Don Hoover	2:01.3	3/22/1952
Fred Wehking	1:53.0	5/29/1951	Noel George	2:01.4	3/25/1916
Phil Roulac	1:53.0	4/2/1938	John Anderson	2:01.5	3/31/1945
Armando Valencia	1:53.1	3/16/1968	Joe McCabe	2:01.5	4/24/1937
Don Kiloh	1:53.2	4/25/1964	John Steward	2:01.8	4/9/1943
Louie Zamperini	1:53.2	4/9/1938	Gwynn Wilson	2:02.0	3/20/1920
Gerald Murray	1:53.3	3/16/1963	? Koch	2:02.2	3/27/1965
Wally Wilson	1:53.3	5/6/1950	? Steel	2:02.8	3/27/1965
Jim Newcomb	1:53.5	7/6/1950	Ed Powers	2:02.8	4/23/1938
Estel Johnson	1:53.5	4/7/1934	Walter Hall	2:03.0	3/11/1911
Lanny Quigley	1:53.6	4/21/1956	Fernando Ledesma	2:03.2	3/27/1954
Marty Montgomery	1:53.6	5/28/1955	Arno Elias	2:04.2	4/14/1945
Rich Dyer	1:53.8	1970	Harrison Gower	2:04.2	3/20/1909
Ted Smith	1:54.4	3/14/1959	? Carlsmith	2:04.8	3/29/1919
Bill McGeagh	1:54.4	6/2/1932	Earl Newmire	2:04.8	2/27/1909
Dave Brown	1:54.5	3/29/1969	Bob Norene	2:05.0	3/11/1932
Bill Taylor	1:54.5	4/3/1954	Orphus Kirks	2:05.0	3/17/1927
Harry Browne	1:54.5	3/23/1946	Ben Scott	2:05.0	2/13/1909
Arthur Reading	1:54.7	5/6/1939	Ellsworth Patterson	2:05.8	2/22/1927
Marshall Clark	1:54.9	3/30/1957	? Doyle	2:06.0	2/8/1930
Victor Fitzmaurice	1:55.4	5/16/1931	Emil Breitreutz	2:06.0	3/26/1906
Bob Mitchell	1:55.5	4/29/1950	Horace Taylor	2:07.0	3/19/1938
Ed Gloege	1:55.6	3/31/1928	Henry Nordahl	2:07.4	3/28/1908
Percy Niersbach	1:55.6	4/10/1926	Harold Cook	2:08.6	2/9/1917
Claude Brown	1:55.7	4/21/1973	Ray Page	2:10.0	1944
			Robert Curl	2:14.0	3/21/1908

The 800

Warren Bovard	2:14.8	2/2/1905
Don Andre	2:16.0	4/1/1944
George Pratt	2:16.0	3/24/1944
Ben Bryans	2:16.0	1944
Bob Harman		5/10/1955
Art Garcia		3/24/1951
John Bowen		5/6/1950
Stan Mattoon		3/5/1949
Don Killion		5/8/1948
John Cherry		3/6/1948
James Slosson		3/8/1947
Bill Moody		5/1/1943
Howard Callahan		3/20/1943
Ed LeGar		5/9/1942
Mel Barry		4/26/1941
Edgar Grunbock		4/13/1940
Luther Johnson		3/4/1939
Lionel Stagg		4/23/1938
Virgil DeLapp		4/24/1937
Fred Tanner		4/26/1936
John Thoeny		4/18/1936
Pete Zamperini		3/20/1936
Jack Calhoun		3/20/1936
Pat Fraide		3/16/1935
? Balder		3/17/1934
Robert Olson		3/10/1934
Laten Thornquist		3/30/1932
Evan Manning		4/21/1931
Jesse Cook		3/8/1930
Chris Daniels		3/23/1929
Dick Learned		2/26/1929
? Aviando		2/12/1929
Allen Storms		4/21/1928
Chesley Unruh		3/5/1927
Vose Adams		3/5/1927
? Feldman		3/17/1927
Wallace Frisbie		4/3/1926
Hubert Smutz		3/22/1924
Paul Mickey		4/23/1921
Ray Clark		3/25/1916
Homer Watson		4/10/1915
Walter Cole		3/16/1913
Ainsile Kirchhoffer		2/22/1913
Richard Woods		2/24/1912
Ken Wallace		3/19/1910
Harry Lane		3/21/1908
Tom Higgins		3/19/1906



The Distances



The Distance Races

I decided to combine all the distance races because it was an easy (lazy?) thing to do. The distance races of old are the Mile (now the 1500); the 2 Mile (now the 3000); the 3 Mile (now the 5000); and the 6 Mile (now the 10,000). The 3K Steeplechase seems to have always been metric. My guess is that it was only run for the Olympics and not commonly contested in regular dual or invitational meets. Also, the mile still remains contested as it still holds mythical meaning in track and field.



OLE OLESON

USC may have attracted distance runners in the past, but nowadays we just don't see milers and other distance people seeking out USC as a destination like they might an Oregon or a Colorado.

The Trojans are not without their success as they have garnered 19 All-American awards; 4 NCAA titles and 6 Olympians.



Lou Zamperini would be our best known Trojan distance runner given the recent movie about his experiences in World War II. What many may not realize is that Lou was a 2X NCAA Champion in the mile. This was prior to the war.

A special note needs to be made for Julio Marin. In 1963 he won the 3 mile AND 6 mile at the NCAAs. That's one, tough double.



The Distances

1500

David Omwansa	3:39.50e	5/20/1978	Gerald Herkey	4:03.97	3/25/2006
Ibrahim Okash	3:40.86	7/5/1988	Dan Vigil	4:03.97	4/6/1991
Blake Shaw	3:43.08	4/15/2011	Matt Huntington	4:04.26	4/17/2010
Tomasz Babiszkiwicz	3:43.41	4/15/2005	Damon Ferrara	4:04.52	4/14/2005
Ray Griffin	3:45.54	5/6/1989	Nicolaus Jakowec	4:04.59	3/26/2016
Irek Sekretarski	3:45.60	5/2/2009	Shinsuke Nisihara	4:05.16	3/12/1994
Rayfield Beaton	3:46.2	5/1/1976	John Peate	4:05.19	4/7/2007
Dan Aldridge	3:47.7	5/14/1977	Jason Silva	4:05.44	4/18/2009
Brandon Pacheco	3:47.81	4/21/1996	Tyler Beardsley	4:05.57	1998
Duane Solomon	3:48.29	5/3/2008	Anthony Solorgano	4:05.77	4/27/2002
Nicolas Thebault	3:48.4	2/18/1984	Kris Washington	4:05.79	3/16/2013
Robert Ford	3:48.67	4/20/2018	Adrian Rafiee	4:05.91	3/3/2012
Lloyd Johnson	3:49.0	7/7/1977	Austin Davis	4:06.21	5/7/2005
Romney Mawhorter	3:49.15	1987	Matt Click	4:06.57	3/2/2002
William Wang	3:49.24	3/23/1980	David Manahan	4:07.61	3/14/2015
Mark Handelsman	3:49.4e	4/9/1983	John Peschelt	4:08.78	3/8/2003
Ryan Holman	3:49.5	5/3/1980	David Ojeda	4:09.09	3/10/2001
David Branch	3:50.35	5/1/2011	Gabriel Morin	4:09.68	3/14/2015
Joey Bunch	3:50.36	3/8/1986	Josh Galen	4:10.05	4/18/2014
Eric Battles	3:50.55	3/23/2013	Leland Waters	4:10.0	1994
Ali Benmohammed	3:50.82	4/17/1999	Andreas Spanos	4:10.37	3/28/2014
Bryan Jordan	3:50.87	4/18/2014	Tom Cummins	4:10.73	3/10/2007
Leroy Weed	3:51.4	6/20/1942	James Komen	4:10.77	4/4/2009
Scott Cox	3:51.69	2/27/1982	Brandon Wolfe	4:12.30	3/13/2010
Kevin Elliott	3:51.90	5/4/2003	Greg Woodburn	4:13.62	4/29/2012
Jim Newcomb	3:52.2	6/24/1950	Jacob Bradley	4:13.75	3/16/2013
Myles Andrews	3:52.54	3/14/2015	William Davis	4:13.79	4/24/2004
Sid Wing	3:52.5	6/8/1956	Jeff Brown	4:13.99	4/17/2010
Roland Sink	3:52.5	7/10/1948	Alex Laetsch	4:14.49	4/21/2007
Louie Zamperini	3:52.6	7/4/1939	George Delao	4:14.67	3/16/1991
John Carley	3:52.71	4/2/2011	Austin Bowie	4:15.09	3/2/2013
Rene Rogers	3:53.5	6/13/1959	Brendon Hochhauser	4:15.34	4/18/2009
Bob Shankland	3:53.8	6/13/1959	Rob Melatis	4:16.11	4/21/2007
Atis Petersons	3:53.9	6/13/1959	Justin Ocello	4:16.19	4/27/2002
Chris Lerude	3:54.44	4/30/1988	Jonathan Ciampa	4:18.59	4/14/2005
Mitch Sloan	3:54.49	4/28/1990	David Hulme	4:19.19	3/3/2018
Chris Huddleston	3:55.66	3/31/2007	Ryan Thomas	4:19.68	4/10/2010
Jordon Wallin	3:56.44	4/15/2015	Robert Dennis	4:21.32	3/16/1991
Darryl Savage	3:56.59	3/1/1980	Ryan Simpson	4:22.71	4/24/2004
Roman Gomez	3:56.77	5/3/1986	Garrett Mack	4:24.41	3/18/2017
Ivan Bannon	3:56.97	3/24/2001	Alan Weiss	4:27.-8	4/27/2002
Dreux Valenti	3:57.49	4/18/1992	Jemal Williams	4:28.68	5/6/2012
Ryan Philyaw	3:57.62	4/5/2008	Will Robinson	4:28.85	4/18/2014
Jim Walters	3:57.9	4/7/1979	Viktor Fajoyomi	4:29.80	5/5/2013
Don Higgins	3:58.00	5/4/1991	Michael Conoscenti	4:34.62	4/26/2008
Victor Rex	3:58.05	3/20/2004	Sammy Goldberg	4:35.15	4/24/2010
Trent Rule	3:58.30	4/15/2017	Mike Gonzales	4:35.74	5/17/1985
Andy Gausepohl	3:58.64	4/4/2009	Jon Carter	4:38.21	4/21/2007
Daniel Seddiqui	3:58.79	3/27/2004	Blake Adams	4:38.68	4/26/2008
Bill Jackson	3:58.89	3/1/1980	Travis Beardslee	4:39.15	4/24/2004
James Leckie	3:59.44	4/19/2012	Austin Vogel	4:39.94	3/5/2011
Todd Overstreet	3:59.6	3/7/1992	Vince Jouvin	4:40.10	4/2/2011
Cliff Halstead	3:59.8	6/18/1932	Idris Jatoi	4:40.15	4/7/2007
Joshua Zavala	4:01.11	3/24/2018	Daniel Livsey	4:43.23	3/7/2009
Tim Kessler	4:01.22	3/20/2010	Bob Coffman	4:43.4	5/18/1974
Justin Neems	4:01.63	4/26/2002	Alexis Sharp	4:45.02	4/24/1992
Matthew Myrtue	4:01.66	4/20/2018	Ryan Manrouo	4:45.55	2/16/2002
Mitchell Cameron	4:01.72	4/15/2016	Eric Klassen	4:45.92	3/28/1992
Diego Ash	4:02.57	3/29/1997	Jared Iskeor	4:46.80	2/16/2002
Robert Diaz	4:02.78	5/4/1985	Hans Lauzen	4:50.68	5/3/2008
George Artope	4:02.91	5/6/2000	Bo Sterner	4:50.9	5/18/1974
Tony Martinez	4:03.90	3/3/2012	James Prestridge	4:53.89	3/28/1992
			Ilpo Paananen	5:12.4	5/19/1978

The Distances

Michael Gonzalez	5:21.23	5/6/2018	Chuck Kirkby	4:18.3	4/21/1956
Daniel Norwitz	5:40.05	5/7/2017	George Root	4:18.3	5/2/1953
Christopher Wolfe		1998	Gary Goettleman	4:18.5	4/26/1963
Art Garcia		6/8/1951	Cliff Halstead	4:19.4	4/18/1931
Ned Jensen		5/21/1937	Ross Bush	4:20.6	4/10/1937
Earl Callahan		6/18/1932	Bob Mitchell	4:20.8	4/8/1950
Mike Elwood		5/24/1924	Chesley Unruh	4:20.8	4/21/1928

MILE

Irek Sekretarski	4:01.89	4/15/2007	Marshall Clark	4:21.5	4/21/1956
Bruce Bess	4:02.0	5/7/1966	Wilfird Bailie	4:21.7	4/30/1949
John Link	4:02.2	5/7/1966	Fernando Leon	4:22.2	4/26/1958
Dennis Carr	4:02.5	3/19/1967	Bob Chambers	4:22.8	4/9/1949
Julio Marin	4:03.0	5/25/1963	John Cherry	4:23.4	1948
Ole Oleson	4:03.0	5/30/1969	Dave Bungay	4:23.5	4/17/1954
Rick Carr	4:03.6	3/18/1972	Ned Jensen	4:25.2	4/24/1937
Carl Trentadue	4:04.0	3/18/1967	Francis Hammatt	4:25.2	2/28/1931
Neil Duggan	4:05.1	4/6/1968	Earl Callahan	4:26.1	3/14/1931
Bruce Bowman	4:06.0	5/3/1969	Murray Cockburn	4:26.2	4/30/1954
Rayfield Beaton	4:06.2	3/15/1975	Dave Foore	4:26.2	3/31/1933
Fred Ritcherson	4:06.6	5/4/1974	Joshua Zavala	4:26.42	3/17/2018
Steve Crane	4:06.6	4/22/1972	Lee Hansen	4:26.4	5/10/1930
Max Truex	4:06.6	5/24/1957	Richard Learned	4:27.0	4/11/1931
Nicolas Therbault	4:07.27	3/24/1984	Tony Smithers	4:28.3	2/28/1959
Ray Griffin	4:07.43	4/14/1989	Victor Fitzmaurice	4:29.2	3/16/1929
Jim Newcomb	4:07.7	6/9/1950	Art Nash	4:30.0	3/8/1947
Wes McLeod	4:07.8	4/26/1958	Pete Zamperini	4:30.3	3/20/1936
Bob Shankland	4:07.9	4/26/1958	Jim Malone	4:31.0	3/4/1939
Leigh Reilly	4:08.0	3/1/1975	Roger Lane	4:31.4	4/11/1942
Curtis Jones	4:08.2	5/18/1970	Linton Smith	4:32.0	3/25/1911
Sid Wing	4:08.2	5/20/1955	Tony Moreno	4:34.0	5/7/1960
Louie Zamperini	4:08.3	6/18/1938	Les Heilman	4:34.4	3/14/1925
Doug Calhoun	4:09.1	5/12/1962	Mike Elwood	4:34.6	5/3/1924
Tom Lipski	4:09.6	4/8/1972	Kirby Trew	4:35.0	5/7/1960
Richard Dyer	4:09.6	3/14/1970	Arthur Torrance	4:36.0	3/2/1912
Leroy Weed	4:09.7	5/31/1941	Dick Woolsey	4:36.6	4/21/1945
Marty Montgomery	4:09.8	6/3/1955	Chuck Tobias	4:37.0	3/26/1954
Tony Baker	4:10.0	5/5/1973	John Cutler	4:37.0	3/18/1932
Atis Petersons	4:10.3	5/30/1959	Robert Swede	4:37.0	2/16/1929
Rene Rogers	4:10.6	6/5/1959	Bob Rollo	4:37.1	5/7/1966
Armando Valencia	4:10.9	4/13/1968	Arno Elias	4:37.6	4/14/1945
Ted Eggleston	4:11.0	4/27/1962	Ed Powers	4:38.2	4/23/1938
Chris Johnson	4:11.1	3/16/1963	Warren Woodruff	4:39.0	2/22/1927
Sreling Jenkins	4:11.5	3/28/1964	Henry Nordahl	4:39.0	4/12/1907
Chuck Shulz	4:11.8	3/19/1966	Ernie Serfas	4:40.6	4/25/1942
Art Garcia	4:12.5	5/24/1952	Jim McGregor	4:40.6	4/26/1941
Roland Sink	4:12.6	5/28/1948	Kent Newell	4:41.2	4/4/1959
Wayne Lemons	4:12.7	4/2/1960	Noel George	4:41.2	3/27/1920
Fernando Ledesma	4:12.89	6/18/1954	Dale Schuyler	4:42.2	4/26/1936
Robert Ford	4:13.07	3/17/2018	Walter Hall	4:42.4	3/12/1910
Rick Muth	4:13.7	4/3/1971	Martin Miller	4:43.0	4/14/1917
Dan Aldridge	4:14.5	3/19/1976	? Aird	4:43.9	4/8/1961
James Baxter	4:14.9	4/21/1973	Tom Dolan	4:44.6	1957
Chuck Beeman	4:15.5	5/22/1954	Pete Paxton	4:45.0	1944
Wayne Farlow	4:15.7	5/5/1962	Reid Crippen	4:45.8	3/4/1916
Wally Wilson	4:16.1	4/22/1950	John Steward	4:45.9	5/1/1943
Andy Herrity	4:16.2	4/5/1969	Ellsworth Patterson	4:46.6	3/17/1927
Wendell Cox	4:16.2	3/28/1964	Herman Stanfill	4:49.3	4/27/1940
Ray Hale	4:16.5	5/18/1957	Morton Kaer	4:52.3	5/17/1924
Francis Benavides	4:17.0	4/6/1935	Ben Scott	4:52.6	2/20/1909
Dick Adams	4:18.0	4/16/1955	Elmer Elliot	4:54.0	2/22/1895
Warren Farlow	4:18.1	4/14/1962	Eugene Estoppey	5:00.0	2/9/1907
Bob Pruitt	4:18.1	4/30/1939	Robert Curl	5:00.8	3/25/1905

The Distances

? Stafford	5:02.1	5/3/1958	I.D. Perry	4/30/1898
Russell Fergusson	5:04.6	2/12/1902		
Harold Cook	5:06.0	2/9/1917	2 MILE	
Stan Switzer	5:10.0	1944	Ole Oleson	8:44.6 4/20/1968
John Hubbard	5:19.0	2/2/1905	Julio Marin	8:46.8 6/25/1963
Carl Klitten	5:19.0	2/2/1905	Jeff Marsee	8:47.4 4/20/1968
Bert Smith	5:23.0	2/2/1901	Neil Duggan	8:47.6 3/30/1968
Russell Crowell	5:24.8	2/17/1900	Max Truex	8:50.7 5/16/1958
? Flick	5:28.0	2/8/1904	Dennis Carr	8:52.2 4/8/1967
Jim Caffery		4/2/1957	Fred Ritcherson	8:52.8 4/18/1970
Gordon Mol		4/2/1955	Chuck Schulz	8:53.8 3/30/1968
Phil White		4/30/1954	Steve Brown	8:55.0 3/16/1974
Nick Apple		5/6/1950	John Link	8:55.6 4/22/1967
Jack Knibb		5/7/1949	Fernando Ledesma	8:56.4 6/3/1955
John Bowen		3/5/1949	Andrew Herrity	8:58.2 3/29/1969
Bill Watson		3/6/1948	Henry Perez	8:59.2 3/18/1978
Harold Jones		4/14/1945	Rick Muth	9:00.6 4/10/1971
Sidney Small		5/1/1943	Mike Sellers	9:01.6 4/20/1968
Lesley Berry		4/17/1943	Sterling Jenkins	9:01.6 5/2/1964
John Butler		2/24/1940	Leigh Reilly	9:02.2 3/15/1975
Mike Portonova		3/18/1939	Bruce Bowman	9:02.9 4/29/1967
Fred Tanner		4/24/1937	Chris Johnson	9:02.9 3/27/1965
Ken Yates		3/20/1936	Gary Goettleman	9:03.0 4/10/1965
Phil Roulac		3/20/1936	Leroy Weed	9:04.6 5/2/1942
Bill Smith		3/10/1934	Jim Newcomb	9:06.5 5/10/1950
Melvin Shine		4/2/1932	Mal Robertson	9:07.9 4/6/1957
Charles Saffell		4/21/1931	Tom Lipski	9:08.2 4/15/1972
Ken Gardner		2/28/1931	Bruce Bess	9:08.8 3/30/1963
George Cuthbert		3/22/1930	Dave Beaudet	9:11.57 4/13/1991
Don Humphrey		2/28/1930	Louie Zamperini	9:12.8 4/22/1939
Chris Daniels		3/30/1929	Doug Calhoun	9:14.2 4/25/1964
Jim Hussey		4/14/1928	Roland Sink	9:14.9 3/8/1947
Vose Adams		3/17/1928	Richard Dyer	9:15.3 3/8/1969
Allen Storms		3/13/1928	Rene Rogers	9:19.6 4/4/1959
? South		3/13/1928	Atis Pertersons	9:21.1 6/14/1958
Eugene Clark		3/17/1927	Gray Berg	9:22.0 5/29/1951
Morrison Hunt		3/12/1927	Art Garcia	9:22.5 4/19/1952
Ralph Shawhan		4/3/1926	Frank Muller	9:25.2 3/3/1963
Carl Plate		3/14/1925	Larry Kunkle	9:27.6 5/7/1966
Wendell Irwin		3/9/1923	Fernando Leon	9:28.5 3/11/1958
Herbert Fairley		3/9/1923	Tony Smithers	9:29.3 4/2/1960
Ivan Waterman		3/19/1921	Fred Lantz	9:31.9 5/19/1936
Paul Mickey		3/5/1921	Dennis Haserot	9:32.1 3/18/1961
N. Masser		4/13/1918	Tony Moreno	9:32.9 4/16/1960
Homer Watson		4/10/1915	Steve Crane	9:33.8 4/3/1971
Clarence Welfer		4/18/1914	Dave Bungay	9:29.8 4/10/1954
John Bamesberger		2/23/1914	Dick Adams	9:34.5 6/4/1954
Will McEuen		2/17/1912	Dave Foore	9:34.5 4/22/1933
Ralph Murphy		2/24/1912	Art Nash	9:38.9 5/1/1948
Richard Woods		2/25/1911	Everett Winn	9:41.1 5/5/1934
? Masser		2/22/1910	Ray Hale	9:41.8 3/30/1957
Leonard Martin		2/27/1909	Earl Callahan	9:41.8 4/30/1932
Grant Richardson		3/28/1908	Chesley Unruh	9:42.0 4/18/1931
Tom Higgins		3/19/1906	Wes McLeod	9:42.7 4/21/1956
Emil Breikreutz		3/3/1906	Bob Finch	9:44.2 5/7/1938
Warren Bovard		2/8/1904	John Cherry	9:44.6 4/30/1949
M. Waddell		2/8/1904	Warren Woodruff	9:45.3 4/14/1928
? Rundell		2/8/1904	Bob Mitchell	9:47.0 5/7/1949
? Prior		2/8/1904	Art Nava	9:47.1 4/13/1963
? Atkinson		2/8/1904	Ned Jensen	9:48.9 5/2/1936
? Dean		2/23/1903	Les Heilman	9:49.3 4/3/1926
C. Williams		2/23/1903	John Butler	9:49.4 4/1/1939
? Leach		2/12/1902	Chuck Tobias	9:52.3 4/21/1956

The Distances

Mike Portonova	9:53.4	4/2/1938	Willard Brown	3/14/1925
Victor Fitzmaurice	9:54.8	3/29/1930	Paul Mickey	3/14/1921
Alfred Daniels	9:55.2	4/12/1930	Martin Miller	3/20/1920
John Fer	9:55.7	3/30/1957	Art Taylor	4/13/1918
Ken Yates	10:03.4	4/13/1935	Hal Hughrs	3/6/1915
Marty Montgomery	10:05.0	3/27/1954	? Meeker	2/28/1914
? Campillo	10:09.5	1970	Ralph Murphy	3/4/1911
Tom Dolan	10:09.8	4/2/1957	A.Z. Taft	2/22/1910
Ken Gardner	10:10.0	5/2/1931	Charles Bowser	2/27/1909
Charlie Swiggett	10:10.0	3/2/1912	Leonard Martin	2/27/1909
George Root	10:10.6	3/15/1951	Ben Scott	2/20/1909
Cloyd Marvin	10:11.0	3/20/1920	Fred Garbutt	3/28/1908
Arthur Torrance	10:11.8	2/24/1912	? Jeffries	3/19/1906
Noble McIlvain	10:12.7	3/15/1924		
Jerry Murray	10:14.9	5/5/1962	3 MILE	
Joe Amaya	10:18.0	4/5/1947	Ole Oleson	13:32.0 5/16/1970
Chuck Beeman	10:19.7	3/27/1954	Neil Duggan	13:39.8 3/23/1968
Herman Stanfill	10:21.1	4/27/1940	Jeff Marsee	13:40.2 3/23/1968
Ed Freston	10:22.5	4/24/1937	Fred Ritcherson	13:45.4 5/16/1970
Ellsworth Patterson	10:24.2	4/21/1928	Max Truex	13:47.6 5/11/1957
Mike Elwood	10:24.6	1923	Steve Brown	13:47.8 6/19/1973
Mike Thurman	10:32.4	4/18/1953	Andy Herrity	13:49.8 3/23/1969
Bill Naldi	10:32.8	2/23/1962	Julio Marin	13:51.4 5/25/1963
Russ Cangialosi	10:33.0	4/26/1941	Rich Muth	13:52.8 3/27/1971
Jim McGregor	10:33.1	3/15/1941	Chuck Schulz	13:53.6 12/2/1967
Dick Woolsey	10:33.3	4/7/1945	Armando Valencia	13:58.0 12/2/1967
Reid Crippen	10:34.0	4/14/1917	Sterling Jenkins	14:09.6 2/28/1964
Eugene Estoppey	10:40.0	1909	Rene Rogers	14:24.0 5/28/1960
? Aird	10:44.4	5/6/1961		
Ernie Serfas	10:50.2	4/25/1942	5K	
Manfred Evans	10:50.6	3/4/1916	Ole Oleson	14:02.6 3/23/1968
Homer Watson	10:51.8	3/25/1916	Max Truex	14:04.2 5/31/1957
? Walbridge	10:52.8	3/1/1913	Jeff Marsee	14:04.6 3/23/1968
? Whelan	11:07.6	2/22/1910	Neil Duggan	14:07.6 3/23/1968
Mike Solner	11:12.9	4/16/1960	Fredson Mayiek	14:19.18 5/24/1986
Robert McHugh	11:18.2	4/9/1943	John Carley	14:23.60 3/5/2011
John Hubbard	12:32.4	2/2/1905	Ray Griffin	14:24.66 4/1/1989
Ted Eggleston		3/31/1962	Roman Gomez	14:28.74 5/2/1987
Gordon Mol		4/2/1955	Blake Shaw	14:30.60 3/10/2012
Jack Knibb		4/30/1951	Ryan Holman	14:31.9 4/4/1981
Lloyd Jepson		5/7/1949	Sterling Jenkins	14:32.3 5/9/1964
Sal Castenada		3/5/1949	Adolfo Garcia	14:34.7 5/14/1988
John Bowen		3/6/1948	Justin Neems	14:34.85 3/30/2003
Bill Busby		4/5/1947	Angel Silva	14:35.19 4/9/1988
Harold Jones		3/31/1945	Dave Beaudet	14:36.01 5/11/1991
Sam Harmel		4/25/1942	Mitch Sloan	14:36.34 3/9/1991
Jim Malone		4/26/1941	Henry Perez	14:37.7 4/29/1978
Bill Pankonin		4/27/1940	Richard Crowell	14:38.4 4/29/1978
Herman Hermanson		4/1/1939	David Omwansa	14:42.8 4/28/1979
John Mur		4/22/1939	Nicolaus Jakowec	14:46.18 4/23/2016
Henry Friel		4/24/1937	Julio Marin	14:47.0 5/12/1962
Dale Schuyler		4/26/1936	Dreux Valenti	14:48.59 1989
Charles Hanshaw		4/20/1935	Andrew Knutsen	14:49.33 3/31/2001
Bill Smith		3/31/1934	John Carley	14:51.91 3/6/2010
Granville Ashcraft		4/2/1932	Romney Mawhorter	14:56.2 3/17/1985
Richard Bonham		2/20/1932	Eric Kleinsasser	14:56.45 3/22/2013
Melvin Shine		2/28/1930	Trent Rule	14:57.80 4/23/2016
Chris Daniels		4/6/1929	Dave DeLong	15:00.9e 2/23/1980
Robert Swede		3/30/1929	Ted Price	15:01.26 5/1/2011
Jim Hussey		3/31/1928	Art Garcia	15:02.2 5/10/1952
Lee Hansen		3/31/1928	Omar Cordero	15:04.91 2000
Gordon Smith		4/23/1927	William Davies	15:06.4 4/15/1978
Blake Hanson		3/17/1927	Greg Dres	15:08.10 3/1/1980

The Distances

Brian Livingston	15:12.79	4/1/2000
Tony Smithers	15:17.5	3/7/1959
Dave Bungay	15:18.9	5/14/1955
Chris Huddleston	15:22.80	4/14/2007
Ali Benmohamed	15:22.8	1998
Ivan Bannon	15:25.81	2/16/2002
Tony Martinez	15:26.13	4/29/2012
Dick Adams	15:27.9	5/15/1954
John Peate	15:29.27	3/10/2007
Tomasz Babiszkiwicz	15:29.51	4/26/2003
Damon Ferrara	15:33.09	3/12/2005
Tyler Beardsley	15:35.22	5/2/1998
Steven Alvarado	15:38.8	4/30/1977
Rick Davey	15:44.19	3/5/2011
Alan Weiss	15:51.14	5/7/2005
Travis Beardslee	15:51.32	4/17/2004
Robert Dennis	15:51.5	5/11/1991
Shinsuke Nisihara	15:51.7	3/21/1992
Chesley Unruh	15:52.4	6/16/1928
Bryan Jordan	15:58.71	5/4/2014
Blake Adams	16:02.0	3/8/2008
Greg Woodburn	16:07.62	3/23/2012
Robert Kirwa	16:09.92	3/24/2001
Matt Huntington	16:14.23	3/14/2009
George Delao	16:31.7	3/9/1991
Anthony Tartaglio	16:33.14	3/12/2005
Dan Vigil	16:33.3	3/16/1991
Andy Gausepohl	16:33.41	3/18/2006
Gerald Herkey	16:39.12	5/3/2008
Theo DeBeritto	17:04.50	3/10/2007
Victor Rex	17:15.40	3/6/2004
Jon Carter	17:15.87	4/7/2007
James Komen	17:20.50	5/3/2008
Sammy Goldberg	17:35.21	4/5/2008
Michael Conoscenti	17:35.78	4/19/2008
Matthew Stansbury	19:23.63	3/5/2011
Larry Kunkle		5/19/1967
Chuck Shultz		3/26/1966
Fernando Leon		6/10/1960
Mal Robertson		3/9/1957
Gray Berg		5/13/1950
Fred Lantz		6/20/1936

10K

Fredson Mayiek	29:42.7	5/21/1988
Mitch Sloan	30:15.1	4/21/1990
Adolfo Garcia	30:30.3	5/21/1988
Ted Price	30:31.10	3/25/2011
Dave Beaudet	30:50.5	4/19/1991
Max Truex	30:52.0	6/22/1956
Angel Silva	30:55.3	5/21/1988
Eric Kleinsasser	31:29.15	4/30/2013
Robert Dennis	33:09.9	4/6/1991
Tony Martinez	33:17.98	3/28/2009
Willis Hunter		5/24/1924

6 MILE

Fred Ritcherson	29:00.0	5/17/1974
Julio Marin	30:32.9	6/13/1963
Frank Muller	30:48.0	5/31/1963

3K SC

Henry Perez	8:52.10e	4/29/1978
Romney Mawhorter	8:52.5	5/2/1987
Fredson Mayiek	9:00.42	4/29/1989
Curtis Jones	9:01.0	4/11/1970
Dreux Valenti	9:04.1	4/8/1989
Rich Dyer	9:07.4	4/18/1970
Roman Gomez	9:09.4	1987
Adrian Rafiee	9:16.31	5/1/2011
Andrew Knutsen	9:19.09	5/5/2001
Matt McCarthy	9:20.4	4/8/1989
John Peate	9:20.79	4/28/2007
Gunnar Dalen	9:22.6	4/21/1973
David Ojeda	9:24.17	4/26/2002
Larry Kunkle	9:24.6	3/1/1969
Leland Waters	9:28.7	5/3/1997
Daniel Seddiqui	9:29.05	5/7/2005
Greg Dres	9:31.4	4/5/1980
Julio Marin	9:34.5	6/15/1963
Dennis Hazerot	9:35.1	6/9/1961
Leland Waters	9:41.0	1996
Travis Beardslee	9:44.13	5/7/2005
Mike McGranahan	9:45.8	1981
Tony Smithers	9:47.7	5/15/1959
Dan Reynolds	9:48.3	4/30/1977
Bryan Jordan	9:50.85	5/4/2014
Don Higgins	9:53.72	4/13/1991
Anthony Solarzano	9:54.58	5/4/2002
Tony Martinez	9:58.45	4/19/2012
Omar Cordero	10:01.35	4/1/2000
Ali Benmohamed	10:10.51	1998
Gerad Herkey	10:10.85	3/4/2006
Tyler Beardsley	10:12.7	1998
Jim Bernick	10:13.3	1970
Shinsuke Nishihara	10:24.7	4/18/1992
Mitchell Cameron	10:24.91	4/23/2016
Ivan Bannon	10:36.44	4/26/2003
Andy Gausepohl	10:40.01	4/29/2006
Michael Conoscenti	10:42.60	4/3/2010
Brandon Wolfe	10:54.34	3/5/2011
Brendon Hochhauser	11:16.09	5/2/2009
Doug Adams	11:29.17	2/19/2000
Mike Portonova		5/20/1938
Bob Finch		5/20/1938
Ken Yates		5/21/1937



High Hurdles



110H / 120H

The short hurdle race gets us back to one of USC's strong events as our hurdle legacy is just as deep as our sprint legacy.



Before the NCAA meet was even a thing, USC had two hurdle gold medalists to its credit in Fred Kelly and Earl Thomson. Along the way USC has garnered 14 Olympic hurdlers who have won 8 Olympic medals. On the NCAA front we have earned 54 All-American honor and 12 Championship titles.

Arguably, SC's hurdler of note would be Jack Davis. Jack won four NCAA hurdle championships (3 high hurdles-'51, '52, '53, 1 low hurdle-'53); a 2nd in the 200m ('52); and a 3rd in the 220LH ('53), which in 1952 would lead USC to a NCAA Championship. At 54 points. Jack leads all USC track athletes in total NCAA Championship points scored. Jack would go on to set a world record of 13.4 ('56) in the high hurdles and finish second in both the 1952 and 56 Olympic Games in the 110m hurdles.



One small tidbit on the two difference hurdle distances, the time conversion is very small when converting times as 120 yards is only $10\frac{3}{4}$ inches longer than 110 meters.

One other small note on the short hurdles, you didn't want to be hitting these things when you ran the race. You'll note in the photos that they're bulky, heavy and have a base that really doesn't let them get knocked over.



110H / 120H

USC School Record progressions:

120y

Fred Kelly	15.0	1914
Leighton Dye	14.6	1926
Ernie Payne	14.5	1932
Roy Staley	14.1	1936
Dick Attlesey	13.5	1950
Earl McCullouch	13.2	1967

110m

Dick Attlesey	13.74c	1950
Earl McCullouch	13.43	1967
Robert Reading	13.42	1989
Mark Crear	13.33	1992
Aleec Harris	13.14	2014



The 110 Highs

110H

Aleec Harris	13.14	7/27/2014
Oscar Spurlock	13.33	4/16/2011
Mark Crear	13.33	8/14/1992
Ryan Wilson	13.35	6/14/2003
Brendan Ames	13.39	5/13/2011
Robert Reading	13.42	6/2/1989
Earl McCullouch	13.43	7/16/1967
Tonie Campbell	13.44	8/28/1981
Milan Stewart	13.46	4/25/1982
Jerry Wilson	13.4	6/2/1972
Marquis Morris	13.56	4/30/2017
Kai Kelley	13.59	6/7/2007
Dick Attlesey	13.5	7/10/1950
William Erese	13.66	6/6/1997
Mike Johnson	13.66	3/5/1977
Logan Taylor	13.69	4/26/2008
Tom Andrews	13.6	3/27/1976
Kehinde Alade'fa	13.70	4/21/1996
Fred Shaw	13.7	5/1/1976
Eric Bell	13.83	5/19/1995
Blake Frazier	13.85	4/30/2005
Djeke Mambo	13.85	3/24/2001
Phillip Johnson	13.85	4/25/1982
Arto Bryggare	13.93	3/31/1979
Marcell Allmond	13.95	5/20/2000
D.J. Morgan	13.96	5/16/2015
John Herpin	14.14	5/19/1991
Ken Thomas	14.16	4/30/2005
Brian Polkinghorne	14.1	5/18/1962
Bob Pierce	14.1	6/9/1961
Rich Graybehl	14.30	4/1/1978
Allen Williams	14.38	3/21/2015
Ed Tave	14.3	4/7/1984
Roy Staley	14.3	1936
Viktor Fajoyomi	14.52	5/11/2014
Daniel Haag	14.55	1999
Sean Adams	14.58	5/16/2008
Bob Coffmen	14.5	5/18/1974
Phil Cope	14.5	6/1/1935
Jimmy Payne	14.5	6/18/1932
Cameron Samuel	14.63	3/3/2018
Eric Klassen	14.67	3/21/1992
Jeff Garrison	14.69	2/16/2002
Eric Klassen	14.69	3/21/1992
Jayar Jackson	14.76	3/24/2001
Don Hommel	14.7	6/28/1940
Bob Lyon	14.7	5/26/1933
Denis Kholev	14.88	2/27/1999
Ryan Forvilly	14.89	2/29/1992
Bo Sterner	14.8	5/18/1974
Ivy Bledsoe	14.8	5/20/1938
James Prestridge	14.92	3/27/1992
Jemal Williams	14.95	3/14/2015
Cliff Reynolds	15.1	3/6/1926
Fred Kelly	15.1	7/12/1912
Andrew Sun	15.23	1998
Sam Barkley	15.26	2/25/2012
Jeddy Welsh	15.2	5/26/1933
Leighton Dye	15.2	5/24/1924
Felton Anderson	15.30	4/1/1978
Terry Prentice	15.35	3/8/2008
Tell Hendren	15.42	3/10/2001

Greg Starkey	15.43	4/29/2012
Alexis Sharp	15.46	4/23/1992
Putchong Dispanurat	15.73	5/1/2010
Russell Silvers	15.77	2/26/2000
John McCaleb	15.80	5/1/2011
Ilpo Paananen	15.8	5/19/1978
Michael Gonzales	15.98	5/6/2018
Tom DiStanislao	15.9	2/25/1978
Jack Kuhns	15.9	6/13/1959
Paul Smith	16.04	3/10/2001
Shelton Davis	16.15	2/16/2002
Casey Thompson	16.26	2/19/2000
Rob Bates	16.37	2/16/2002
Kristian Lewis	16.8	3/2/1991
Corey Fitzgibbon	17.44	3/10/2001
Stenn Parton	19.20	2/24/2007
Jack Davis		5/16/1952
Art Barnard		6/4/1948
Ed Schnell		6/4/1948
Don Halderman		5/15/1948
Art Kacewicz		6/6/1941
Ed "Jeddy" Welsh		6/18/1932
Joe Bills		6/18/1932

120H

Earl McCullouch	13.2	7/16/1967
Jerry Wilson	13.4	6/2/1972
Lance Babb	13.4	6/25/1971
Dick Attlesey	13.5	5/13/1950
Herman Franklin	13.5	3/7/1970
Jack Davis	13.6	5/9/1953
Paul Kerry	13.7	6/12/1965
Mike Johnson	13.7	3/19/1976
Ogie Williams	13.84	5/16/1975
Bob Pierce	13.8	6/2/1961
Ed Washington	13.8	4/20/1974
Fred Shaw	13.9	3/19/1976
Tom Andrews	13.9	3/16/1975
Tyrone Dutton	13.9	6/18/1970
Brian Polkinghorne	13.9	6/15/1963
Bob Coffman	14.1	5/5/1973
Theo Viltz	14.1	4/3/1965
Charlie Dumas	14.1	5/5/1958
Bob Lawson	14.1	4/5/1958
Will Wright	14.1	6/4/1954
Art Barnard	14.1	4/7/1951
George Kryder	14.1	4/9/1943
Roy Staley	14.1	6/13/1936
Al Lawrence	14.2	5/19/1950
Jim Humphrey	14.2	5/14/1938
Phil Cope	14.2	4/18/1936
Geoff Vanderstock	14.3	4/27/1968
Will Wright	14.41	6/19/1954
Rodney McNeill	14.4	4/11/1970
Roger Moody	14.4	4/17/1965
Rex Cawley	14.4	5/5/1962
Don Halderman	14.4	5/20/1950
Art Kacewicz	14.4	5/17/1941
John Biewener	14.4	3/22/1941
Ivy Bledsoe	14.4	6/27/1938
Wilson Bowie	14.5	4/13/1968
Hank Ketels	14.5	4/13/1957
Lou Futrell	14.5	1947

The 110 Highs

Ernie Payne	14.5	1932	Bob Rogers	16.7	5/6/1967
Mike Jeter	14.6	3/2/1968	Hal Root	16.7	5/3/1958
Jack Holman	14.6	5/28/1960	Clarence Berry	16.8	2/25/1930
Don Hommel	14.6	5/11/1940	Graham Hunter	16.8	3/11/1911
Leighton Dye	14.6	3/20/1926	Jerry Juergens	17.0	1944
Jim Waldron	14.7	4/30/1960	Emil Breitreutz	17.0	3/3/1906
John Morgan	14.7	4/30/1955	Joseph Holloway	17.2	4/4/1908
Floyd Jeter	14.7	4/30/1955	Stan Burek	17.6	2/22/1908
Henry Gabriel	14.7	5/31/1947	Charlie Broderson	18.0	3/2/1901
Bob Lyon	14.7	5/5/1934	W. R. Gulberson	18.0	2/17/1900
Ed "Jeddy" Welsh	14.7	4/30/1932	Carl Elliott	18.2	3/4/1905
Ed Schnell	14.8	1948	Paul McCuistion		3/19/1954
Lloyd Olson	14.8	4/26/1936	Don Brinker		3/14/1953
Cliff Reynolds	14.8	5/14/1926	Manuel Ronquillo		5/6/1950
Joe Bills	14.8	4/16/1932	Dick Swan		5/6/1950
Earl Thomson	14.8	5/13/1916	Jack Bessolo		5/7/1949
Bill Halderman	14.9	1958	Ray Campbell		5/11/1946
Wayne Bithell	14.9	3/17/1956	E. Norberg		6/2/1945
Ernie Shelton	14.9	3/19/1955	James Dunn		5/8/1943
Willard Wright	14.9	5/6/1951	Joe Barry		4/25/1942
Bill Stokes	14.9	7/1/1932	Al Beresford		4/11/1942
Mike Ligenfelter	15.0	1970	Leonard Anderson		5/4/1940
Dale Everett	15.0	4/18/1964	Hayward Wheeler		4/22/1939
Roy Williams	15.0	3/28/1964	George Sangster		3/19/38
Bob Ballew	15.0	4/26/1958	Bill Sangster		3/19/38
Bob Morris	15.0	4/14/1945	? Berryman		4/23/1938
Gene Culp	15.0	4/14/1934	Herman Taylor		4/24/1937
Fred Kelly	15.0	5/2/1914	Leland LaFond		6/19/1936
Brent Allen	15.2	5/2/1959	Bill Cavaney		5/1/1936
Sam Johnson	15.2	4/27/1940	? Lewis		3/20/1936
Art Vignolo	15.2	3/14/1931	Jim Krueger		3/20/1936
Charlie Webber	15.2	3/23/1929	Elwood Jones		3/10/1934
Bert Ritchey	15.2	3/21/1931	Victor King		4/8/1933
Jimmy Payne	15.2	4/7/1928	Bill Carls		2/23/1932
Frank McConnell	15.3	3/26/1960	Clarence Berry		5/2/1931
Gilbert Strother	15.3	3/10/1934	Ron Fairbairn		3/3/1931
Bo Sterner	15.4	5/19/1973	Gene Roberts		3/5/1929
Mike Hull	15.4	3/28/1964	Dick Wehner		3/13/1928
Mac Lines	15.4	4/13/1963	Herschel Bonham		3/26/1927
Des Koch	15.4	5/5/1951	James Gosline		3/1/1927
Otto Anderson	15.4	3/24/1923	Leo Adams		2/18/1927
John Yancy	15.5	5/4/1963	Ben Harrold		3/6/1923
Steve Bloomfield	15.6	4/17/1965	Marian Raab		3/19/1921
Gary Silman	15.6	4/16/1955	Tom Lewis		3/19/1921
John Baker	15.6	5/7/1949	Ellis Willits		3/27/1920
John Moffatt	15.6	2/23/1929	Ken Townsend		4/13/1918
Ron Stever	15.6	5/29/1925	Robert Chesnut		3/3/1917
Joe Jordan	15.7	5/11/1946	Henry Adair		3/18/1916
Ian Elliott	15.7	4/16/1941	Paul Wilcox		3/18/1916
James Lytle	15.7	4/26/1936	Art Taylor		3/2/1912
Richard Wright	15.9	5/6/1961	Harry Olmsted		3/4/1911
Peter Rognvaldsson	15.9	5/6/1956	Harold Baker		3/5/1910
Dick Schultz	16.0	3/13/1928	Joy Goodsell		2/22/1910
Howard Lennox	16.0	3/5/1910	Reed Miller		3/4/1905
Boyd Comstock	16.0	1908	Russell Ferguson		2/8/1904
Duncan Powers	16.0	2/22/1927	A. Cowan		2/8/1904
Allan Shields	16.1	4/5/1959	DeMont Miller		2/8/1904
Richard Jackson	16.1	4/25/1942	C. Williams		2/23/1903
Lynn Krause	16.2	5/7/1966			
Jim Harris	16.2	1944			
L. Enyeart	16.2	3/22/1902			
George Gansner	16.4	4/13/1918			
Ben Ward	16.4	4/1/1911			



Intermediate Hurdles



220LH / 440IH

The longer hurdle race has been a real mixed bag over the years, but has finally settled onto the 400 intermediate hurdles. These are 36" hurdles (women's are 30").

The 220yLH was the commonly contested race back in the day when the 400H were run only during Olympic years (what I'm calling orphaned Olympic events). In addition to the 220yLH, I've also found results for 200mLH (not sure why they went metric), 330IH and the 440LH.



The 1959 NCAA meet was the last time the 220 lows were contested, though the race remained in other meets until the mid 60s. For a handful of years in the early 60s, colleges would run the 330IH. Not sure why that was because the NCAA went to the 440IH in 1959.

USC's 220LH accomplishments are 39 All-American awards and two NCAA titles. Once the 400IH distance was made the official race, USC has collected 22 All-American honors and four NCAA titles. Eleven Trojans were Olympic hurdlers, winning 3 gold medals.



DOING A DOUBLE

Running a hurdle race is tough enough, but doubling up in another race is an amazing feat. It isn't done that often and scoring in both races is rather impressive. Here are some USC notable doubles:

- Rex Cawley - 1963 NCAAs: 1st pl. 440H; 2nd pl. 440
- Ryan Wilson - 2003 PAC-10s: 1st pl. 110H & 400H
- Kai Kelley - 2008 NCAAs: 6th pl. 110H; 7th pl. 400H

220LH / 440IH

USC's top 10 hurdlers are all sub-50 sec.

400-METER HURDLES

1.	Rai Benjamin	47.02	2018
2.	Felix Sanchez	48.33	2000
3.	Tom Andrews	48.55	1976
4.	Reggie Wyatt	48.58	2013
5.	Pedro Rodrigues	48.70	1995
6.	Geoff Vanderstock	48.93a+	1968
7.	George Porter	49.19	1989
8.	Rich Graybehl	49.31	1978
9.	Ryan Wilson	49.33	2003
10.	Kai Kelley	49.79	2008



Intermediate & Low Hurdles

200mLH

Ron Frazier	23.1	6/4/1948
Al Lawrence	23.2	1946
Kenny Dills	23.8	6/7/1940
Norman Paul	23.8	5/31/1935
John Hall	23.6	6/1/1935
Sam Johnson		6/6/1941
Arthur Laret		6/7/1940

220yLH

Rex Cawley	22.5	4/15/1961
Ron Frazier	22.7	6/21/1947
Earl Vickery	22.7	4/22/1939
Bob Pierce	22.8	5/19/1961
Jack Davis	22.8	6/13/1953
Al Lawrence	23.0	5/23/1947
Norman Paul	23.0	5/6/1933
Dick Attlesey	23.1	5/13/1950
Jack Holman	23.1	4/8/1960
John Morgan	23.1	5/1/1954
J. Walter Smith	23.1	1942
Jim Waldron	23.2	4/2/1960
Jim Lea	23.2	5/18/1951
Bob Lawson	23.3	5/4/1957
Leon Clarke	23.3	6/17/1955
Joe Scott	23.3	6/25/1949
Bobby Staten	23.4	5/27/1961
Art Barnard	23.4	6/2/1950
Dick Browning	23.4	4/25/1942
Eddie Hall	23.4	4/6/1935
Ernie Payne	23.4	5/16/1931
Jimmy Payne	23.4	4/7/1928
Ken Grumbles	23.4	5/29/1926
Gilbert Strother	23.5	4/13/1935
Kenny Dills	23.6	5/4/1940
Leland LaFond	23.6	4/18/1936
Billy Carls	23.6	5/30/1931
Dave Hollingsworth	23.7	5/23/1958
Bill Swisshelm	23.7	4/7/1956
Theo Viltz	23.8	3/21/1964
Brian Polkinghorne	23.8	5/26/1962
Ben Schlegel	23.8	5/1/1943
Arthur Laret	23.8	4/13/1940
Duncan Powers	23.8	3/21/1931
Morton Kaer	23.8	4/16/1927
Ron Loy	23.9	4/25/1954
Sam Johnson	24.0	5/10/1941
Ed Ablowich	24.0	4/14/1934
Alex Graham	24.0	4/21/1928
Will Wright	24.1	5/2/1953
Ed "Jeddy" Welsh	24.2	4/12/1930
Otto Anderson	24.2	4/21/1923
Charlie Dumas	24.3	1958
Wayne Bithell	24.3	3/10/1954
Bob Morris	24.3	5/12/1945
James Lytle	24.5	4/26/1936
Frank McConnell	24.6	1957
Twig Chambers	24.6	3/26/1955
Joe Barry	24.6	5/1/1943
Rusty Weeks	24.7	5/28/1960
Henry Gabriel	24.7	1947
Hank Ketels	24.8	4/27/1957
Fred Kelly	24.8	1915
Tom Stevens	25.0	5/5/1962
Bob Ballew	25.0	4/26/1958

Charles Webber	25.0	3/23/1929
Howard Lennox	25.0	3/12/1910
Bob Morris	25.1	4/28/1945
Bret Allen	25.2	4/4/1959
Glen Shoop	25.2	4/16/1941
Art Vignolo	25.2	3/1/1929
Richarf Wright	25.3	5/6/1961
Jack Bessolo	25.3	5/7/1949
Earl Thomson	25.4	3/25/1916
Bill Martin	25.7	5/11/1946
George Gansner	25.8	4/13/1918
Orelly Laird	25.8	3/28/1914
Walter Hall	26.4	2/25/1911
Bob Hanley	26.5	1944
Richard Stine	26.6	2/18/1911
Stan Burek	26.6	3/13/1909
Bob Lyon	26.7	4/20/1932
Sylvester Mueller	27.0	3/6/1923
Harry Lamport	27.0	2/9/1917
Phil Murray	27.0	3/6/1915
Carl Elliott	28.0	2/22/1907
Victor Hodge	28.8	2/17/1912
Hal Root		5/3/1958
Chuck Beeman		4/30/1954
Gary Silman		4/30/1954
Willard Wright		5/6/1951
John Baker		5/7/1949
Sam Nicholson		5/8/1948
Jack Rowan		5/8/1948
Jack Barnes		3/27/1948
Ed Schnell		3/6/1948
John Bowen		3/29/1947
Jerry Jakeway		5/11/1946
Gordon Craig		5/1/1943
Earle Parsons		5/1/1943
Ben Schlegel		4/9/1943
Don Eaby		4/25/1942
Howard Utman		4/19/1941
Norman Larson		5/4/1940
Joe Travali		4/27/1940
Berton Bernstein		4/1/1939
? Satlas		4/22/1939
Marshall Cromwell		4/23/1938
Wilson Lord		4/26/1936
Bill Sangster		3/19/1938
Lucian Wilson		4/3/1937
Henry Bumstead		3/20/1936
Bill Brown		3/16/1935
? Ging		3/17/1934
George Blewett		4/1/1933
Pliny Barnes		3/18/1933
Ferris Webster		4/20/1932
Bill Martin		4/2/1932
Clarence Berry		2/28/1930
? Hutchinson		3/12/1927
Percy Neirsbach		3/9/1923
Harold Harvey		3/6/1923
Ed Shaw		3/6/1923
Tom Lewis		3/19/1921
Marian Raab		3/14/1921
Robert Chesnut		4/10/1920
Fred Buschmeyer		3/29/1919
Charlie Stuart		3/29/1919
Ken Townsend		4/13/1918
Warren Lamport		3/3/1917

Intermediate & Low Hurdles

? McCroskey		5/8/1915	Jenson Wayne	52.62	4/30/2005
Homer Watson		2/17/1912	Marquis Morris	52.76	5/3/2015
Maurice Blair		2/18/1911	Bobby Staten	52.7	6/2/1961
Ernest Rickard		2/22/1908	Phillip Johnson	53.3	3/3/1979
Wayne Montgomery		2/15/1907	Andre Kelly	53.49	5/1/1999
? Hamilton		3/4/1905	Brian Polkinghorne	53.4	6/9/1961
			D.J. Morgan	53.51	5/3/2015
400yLH			Jemal Williams	53.63	5/3/2015
Morton Kaer	54.4	5/24/1924	Jack Holman	53.6	6/5/1960
Ken Grumbles	55.6	5/13/1924	Greg Starkey	54.03	4/27/2013
			James Tatham	54.04	3/8/1980
330yIH			Howard Smith	54.2	6/10/1955
Rex Cawley	36.5	5/4/1963	Ed Schnell	54.2	5/15/1948
Brian Polkinghorne	36.9	5/4/1963	Brian Andrews	54.40	5/1/2004
Paul Kerry	37.3	5/1/1965	Russell Silvers	54.53	3/24/2001
Bob Pierce	37.4	3/23/1963	Don Halderman	54.5	6/24/1950
Theo Viltz	37.5	4/11/1964	Eric Bell	54.64	4/11/1992
Roger Moody	39.0	5/1/1965	Logan Taylor	54.91	4/29/2006
Rod Sherman	39.2	4/4/1964	Sam Barkley	55.13	3/10/2012
Dave Buck	39.4	5/2/1964	Bob Harman	55.3	5/12/1956
Dale Everett	40.4	3/28/1964	Matt Geisler	55.41	4/24/2004
Mike Hull	40.8	3/28/1964	Jayar Jackson	56.06	5/5/2001
John Yancy	40.9	5/4/1963	Tell Hendren	56.31	3/24/2001
Steve Bloomfield	42.2	5/4/1963	Doug McDannald	57.02	2/16/2002
Mac Lines	44.4	5/4/1963	David Holmes	57.05	1998
			Phuc Nguyen	57.20	3/20/1999
400IH			Chris Lamm	57.33	2/16/2002
Rai Benjamin	47.02	6/8/2018	Putchong Disanurat	57.45	4/24/2010
Felix Sanchez	48.33	6/28/2000	Oscar Spurlock	57.46	5/2/2009
Tom Andrews	48.55	6/12/1976	Andrew Sun	57.65	2/28/1998
Reggie Wyatt	48.58	6/7/2013	DaSean Cunningham	57.70	4/30/2005
Pedro Rodrigues	48.70	8/20/1995	John McCaleb	57.78	5/1/2011
Geoff Vanderstock	48.93a+	9/11/1968	Travis Primm	57.96	3/1/2009
George Porter	49.19	6/3/1989	Tim Larson	58.05	3/1/2008
Rich Graybehl	49.31	6/3/1978	Thomas Parides	58.13	5/2/2009
Ryan Wilson	49.33	5/18/2003	Stephen Kalinski	58.70	3/8/2003
Kai Kelley	49.79	6/12/2008	David Everly	58.77	3/2/1991
Rex Cawley	49.9	5/13/1961	Alex Von Oech	59.55	3/20/2004
Tonie Campbell	50.20	5/2/1981	Allen Williams	61.81	3/31/2012
Cameron Samuel	50.29	5/13/2018	Kristian Lewis	66.00	3/2/1991
Kehinde Alade'fa	50.32	4/13/1996	Chris Fank		1980
Michael Graham	50.40	6/29/1986	James Lytle		5/20/1938
Marcus Carter	50.55	5/22/1993	Lucian Wilson		4/24/1937
Duane Walker	50.78	5/16/2009			
Milan Stewart	51.01	5/22/1982	440IH		
Chris Crisman	51.34+	5/26/1984	Rex Cawley	49.6	6/15/1963
Martin Cannady	51.34	4/11/1992	Tom Andrews	50.1	3/19/1976
James Knowles	51.42	5/4/1985	Geoff Vanderstock	50.2	5/6/1967
Jean-Paul Buwier	51.61	5/26/1994	Rich Graybehl	50.8	3/19/1976
DeJon Joyner	51.70	5/25/1997	Bob Staten	51.4	6/17/1961
Chris Hickman	51.73	4/26/2002	Bob Coffman	51.4	5/5/1973
Joseph Masshoff	51.82	1996	Herman Franklin	51.5	5/16/1969
Sheldon Evans	51.90	4/9/2005	Tyrone Dutton	51.7	5/16/1970
J. Walter Smith	51.94+	8/1/1947	Ron Frazier	52.0	7/27/1949
Chase Peterson	52.04	5/4/2014	J. Walter Smith	52.1	8/6/1947
Mike Johnson	52.04	4/30/1977	Paul Kerry	52.1	4/23/1966
Ron Frazier	52.0	7/27/1949	Mike Johnson	52.2	5/16/1975
Fred Shaw	52.1	4/17/1976	Bob Seagren	52.3	4/26/1969
Jeff Garrison	52.25	4/6/2002	Henry Jackson	52.3	4/10/1971
Estel Johnson	52.2	6/27/1936	Lance Babb	52.6	4/8/1972
John Anderson	52.34	4/13/1985	Ron Hamley	52.8	4/11/1970
Charles White	52.3	4/16/1977	Brian Polkinghorne	53.0	5/25/1963
Sean Adams	52.41	5/3/2008	Ogie Williams	53.4	4/20/1974
Ken Thomas	52.50	4/30/2005	Bob James	53.6	2/23/1974
Bobby Staten	52.5	6/5/1960	Jack Holman	53.6	6/10/1960

Intermediate & Low Hurdles

? Clifford	53.7	3/16/1974
Robert James	53.8	4/21/1973
Greg Heet	54.1	4/23/1966
Mike Williams	54.3	5/5/1973
Morton Kaer	54.4	5/24/1924
Alex Capello	54.5	1974
Howard Smith	54.82	6/19/1954
Rich Joyce	55.2	4/20/1968
Andy Buffmire	55.6	4/8/1967
Ken Grumbles	55.6	5/24/1924
Phillip Potter	57.5	4/6/1968
Steve Farris	60.0	3/30/1968
? Norris	60.1	5/6/1967
? Laine	60.8	5/6/1967
Bruce Nobles	63.6	5/7/1966
Don Halderman		6/4/1948
Bruce Miller		6/6/1947
Art Vignolo		5/10/1930
Alex Graham		5/16/1925
Casey Shawhan		2/28/1925
Otto Anderson		5/24/1924
Johnny Woods		5/3/1924



The High Jump



HIGH JUMP

As I go through each of these events, it's rather impressive how USC has left its imprint on track and field. The high jump is no different.



Viewing the high jump over time has been intriguing. The earliest mark I could find was in 1895 by Reed Miller (5' 1) and improve to 5' 4 two years later by Austin Martin. These heights aren't noteworthy as the top jumpers during this time were over 6' 0, but SC would soon be turning heads. Itris Ward cleared 6' 2 in 1911 and it wasn't until 1947 before we had someone clear 6' 6 (Tom Follis). However I

should note that Henry Coggeshall had cleared 6' $5\frac{7}{16}$ in 1927 and Duncan McNaughton cleared 6' $5\frac{3}{4}$ in 1932.

The 7' 0 barrier was cleared by Charlie Dumas in 1956, but the story therein requires telling. USC had another premier jumper in Ernie Shelton and the race was on to being the first person to jump 7' 0. Having jumped 6' $11\frac{3}{4}$ himself, Ernie was no dark horse in this contest. As fate would have it, Dumas would be that first 7 footer, a height Shelton would never achieve. Despite this crushing blow to Ernie I think it prudent to note that he was a 3X All-American and 2X NCAA Champion in the HJ and had an unbeaten streak of 55 meets. While Dumas was at USC from 1958-60, his record jump came while he was still at Compton College.



USC's high jumping history can't go without noting the feats of Jesse Williams, the current school record holder (7' $7\frac{1}{4}$) and 4X NCAA HJ Champion (2 outdoor; 2 indoor) and the jumps of Randall Cunningham, a 2X NCAA Champion (1 outdoor; 1 indoor).

By the numbers, USC jumpers account for 43 All-Americans, 13 NCAA titles, 13 Olympians and 6 Olympic medals.

HIGH JUMP



One of the interesting things about putting together a track list like this is finding names of athletes in events where they “don’t belong”.

Here’s a small sampling of some ‘misplaced’ high jumpers:

Howard Drew	5' 5	1915	(WR sprinter and Olympian)
Earl Thomson	6' 0	1916	(110H Olympic champion)
Bill Bayless	6' 0¼	1949	(Shot putter)
Paul Salata	5' 9	1944	(USC FB & creator of Mr. Irrelevant Week)
Jim Lea	5' 8	1951	(2X NCAA 400 champion and Olympian)
Luther Hayes	6' 2¼	1960	(2X NCAA TJ champion and USC FB)
Rex Cawley	6' 0¼	1960	(400IH Olympic & NCAA champion)

High Jump

HIGH JUMP

Jesse Williams	7' 7 ¹ / ₄	6/9/2006	John Wilson	6' 6 ¹ / ₄	4/1/1939
Dawid Jaworski	7' 5 ³ / ₄	6/14/2003	Jim Stewart	6' 6 ¹ / ₄	5/17/1930
Manjula Wijesekara	7' 5 ¹ / ₄	9/4/2005	Eric Smyth	6' 6	4/4/1981
Randall Cunningham	7' 4 ¹ / ₂	6/10/2016	K.C. Connell	6' 6	3/18/1978
Anthony Caire	7' 4 ¹ / ₂	5/28/1984	Dave Kendall	6' 6	5/6/1967
Earnie Sears	7' 2 ¹ / ₂	5/13/2018	Dick Brombach	6' 6	4/19/1952
Dean Owens	7' 2 ¹ / ₄	4/7/1973	Tom Follis	6' 6	3/29/1947
Dennis Smith	7' 2	5/24/1980	Duncan McNaughton	6' 5 ⁵ / ₈	7/31/1932
Tyler Ruiz	7' 1 ¹ / ₂	5/12/2013	Jerry Murphy	6' 5 ³ / ₄	5/1/1965
Tim Walker	7' 1 ¹ / ₄	5/14/1977	Jack Findley	6' 5 ³ / ₄	5/21/1954
Viktor Fajoyomi	7' 1	4/5/2014	Henry Coggeshall	6' 5 ⁷ / ₁₆	2/20/1927
Jeff Trepagnier	7' 1	5/21/2000	Clarke Mallery	6' 5 ¹ / ₂	4/27/1940
Brian Patchett	7' 1	2/22/1986	Jack Newman	6' 5	5/3/1947
Jerry Culp	7' 1	2/23/1974	Bill Wakefield	6' 5	5/4/1946
Lew Hoyt	7' 0 ¹ / ₂	2/23/1967	Luther Johnson	6' 5	5/4/1940
Larry Hollins	7' 0 ¹ / ₄	5/22/1971	Gerald Gracin	6' 5	5/8/1937
Charlie Dumas	7' 0 ¹ / ₄	4/8/1960	Daniel Norwitz	6' 4 ³ / ₄	4/30/2017
Bob Avant	7' 0	4/29/1961	Jemal Williams	6' 4 ³ / ₄	3/27/2014
Rod Connors	6' 11 ⁷ / ₈	5/15/1976	Blake Frazier	6' 4 ³ / ₄	4/30/2005
Michael Krone	6' 11 ³ / ₄	4/11/2015	Eric Klassen	6' 4 ³ / ₄	4/23/1992
Herb Dew	6' 11 ³ / ₄	2/22/2014	Jerry Kincheloe	6' 4 ³ / ₄	3/29/1952
Ernie Shelton	6' 11 ¹ / ₄	6/10/1956	Oliver Corey	6' 4 ³ / ₄	1922
Jim Boyd	6' 11	3/10/1979	Richard Dyer	6' 4 ¹ / ₂	3/19/1954
Nathan Gwozdz	6' 10 ³ / ₄	4/8/2006	Will Brannan	6' 4 ¹ / ₂	3/31/1934
Deny Sepaher	6' 10 ³ / ₄	5/19/1991	Roy Alugbe	6' 4	4/28/2007
Matt Ross	6' 10 ³ / ₄	1982	Mike Hardle	6' 4	4/4/1981
Julien Kapek	6' 10 ¹ / ₄	5/10/2003	Tohru Asami	6' 4	3/31/1979
Kevin Connell	6' 10 ¹ / ₄	1978	Bo Sterner	6' 4	5/17/1974
Greg Heet	6' 10 ¹ / ₄	5/7/1966	Steve Coughlin	6' 4	4/1/1961
Charles Clay	6' 10	3/1/1980	Charles Leach	6' 4	5/30/1953
Hans Habeggar	6' 10	3/16/1974	Inder Singh	6' 4	4/27/1956
Johannes Lahti	6' 10	3/4/1972	Maddison Meredith	6' 4	3/23/1946
Joe Mackey	6' 10	5/10/1969	Richard Homeyer	6' 4	3/20/1943
Park Kennedy	6' 10	5/3/1969	George Carter	6' 4	4/9/1938
Max Lowe	6' 10	6/15/1968	Henry Lassalette	6' 4	3/5/1932
Norm Grundy	6' 10	6/8/1962	Randall Spicer	6' 3 ⁷ / ₈	5/18/1935
DelVaughn Alexander	6' 9 ³ / ₄	4/24/1993	Rock Burgoyne	6' 3 ³ / ₄	3/10/1954
Griffin Joyce	6' 9 ³ / ₄	5/9/1992	Alexis Sharp	6' 3 ¹ / ₂	5/15/1992
Johnny Wilson	6' 9 ³ / ₈	4/27/1940	Luther Johnson	6' 3 ¹ / ₂	1939
Donovan Lim	6' 8 ³ / ₄	5/17/2008	Alden Ross	6' 3 ¹ / ₈	3/28/1925
Daniel Haag	6' 8 ³ / ₄	1998	Calvin Clark	6' 3	3/27/1948
Ryan Bobko	6' 8 ³ / ₄	5/20/1995	Alex Kerr	6' 3	5/12/1934
Mike Parker	6' 8 ¹ / ₄	5/7/1966	Robert Forbes	6' 2 ⁷ / ₈	3/16/1940
George Fleckenstein	6' 8 ¹ / ₂	2/23/1963	Dominc Smallwood	6' 2 ³ / ₄	5/3/2015
Kevin Rabsatt	6' 8	4/26/2003	James Whiley	6' 2 ³ / ₄	4/2/2005
Kori Dickerson	6' 8	5/5/2001	Sheldon Davis	6' 2 ³ / ₄	3/17/2002
Jim Campbell	6' 8	3/14/1992	Gene Freudenthal	6' 2 ¹ / ₂	2/28/1959
Clark Beedle	6' 8	2/22/1975	Luther Hayes	6' 2 ¹ / ₄	4/16/1960
Joe Faust	6' 7 ⁷ / ₈	3/14/1964	? McClean	6' 2	1970
Floyd Jeter	6' 7 ³ / ₄	3/5/1955	Don Crenshaw	6' 2	4/12/1969
Forrester Greene	6' 7 ³ / ₄	4/4/1942	Eric Christianson	6' 2	4/6/1968
Gil LaCava	6' 7 ³ / ₄	4/4/1942	? Katz	6' 2	3/3/1962
Delos Thurber	6' 7 ¹ / ₂	6/13/1936	Bob Lawson	6' 2	4/15/1955
Bob Van Osdel	6' 7 ¹ / ₄	3/22/1930	Henry Aihara	6' 2	4/23/1949
Errin Baynes	6' 7	4/5/2014	Bill Shackelford	6' 2	5/8/1949
Doug Bogie	6' 7	5/12/2013	Charles LeBold	6' 2	5/8/1948
Marcell Allmond	6' 6 ³ / ₄	3/18/2000	James Benjiman	6' 2	3/31/1945
Casey Thompson	6' 6 ³ / ₄	1999	John Newman	6' 2	4/4/1942
Olufemi Ajigbotafe	6' 6 ³ / ₄	5/25/1997	Herman Hill	6' 2	4/26/1930
Searles Tally	6' 6 ³ / ₄	4/25/1942	Irtis Ward	6' 2	3/25/1911
Jack Barnes	6' 6 ¹ / ₂	3/27/1948	Mel Ofstad	6' 2	4/10/1926
Manuel Ronquillo	6' 6 ¹ / ₄	3/17/1950	Bill Rosenberg	6' 1 ³ / ₈	4/24/1937
			Jack Kuhns	6' 1	6/10/1960

High Jump

George Crum	6' 1	3/31/1945	? Bruce	5' 8½	4/20/1929
Bill McPhee	6' 1	5/5/1945	? White	5' 8¼	5/7/1966
? Rasmussen	6' 1	4/1/1944	Bob Kerbic	5' 8	3/27/1965
Ambrose Schindler	6' 1	3/9/1935	Terry Bixier	5' 8	3/28/1964
Neil McNeil	6' 1	3/10/1934	Jerry Miller	5' 8	4/6/1957
Ivan Norcross	6' 1	4/12/1930	? Reddin	5' 8	5/6/1956
Ryan Steer	6' 0¾	3/6/2004	Scott Fitzrandolph	5' 8	5/6/1956
James Prestridge	6' 0¾	5/14/1991	Dick Economidis	5' 8	5/5/1951
Al Bowen	6' 0¾	2/26/1927	Jim Lea	5' 8	3/15/1951
Rob Bates	6' 0½	3/17/2002	Joseph Ford	5' 8	4/15/1944
Ilpo Paananen	6' 0½	5/18/1978	Paul Summers	5' 8	3/18/1932
Rex Cawley	6' 0¼	4/16/1960	Robert Fuhrer	5' 8	3/18/1932
Bill Bayless	6' 0¼	4/16/1949	Lee Hansen	5' 8	3/13/1931
Carl Earl	6' 0¼	3/29/1913	Claude Coates	5' 8	3/3/1931
Ryan Steers	6' 0	5/1/2004	? Walberg	5' 8	2/22/1910
? Shannon	6' 0	1970	Charles Haigler	5' 7	2/22/1907
Tom Pacala	6' 0	3/30/1968	Dan Weir	5' 6	5/7/1960
Mike Jeter	6' 0	3/2/1969	Ernie Jones	5' 6	2/28/1959
Dexter Ball	6' 0	5/6/1967	J.H. Geerlings	5' 6	4/22/1944
Bill Jackson	6' 0	2/28/1960	Raynard Tracey	5' 6	3/25/1916
Jim Contratto	6' 0	1951	Charlie Broderson	5' 6	3/3/1904
Don Ide	6' 0	5/8/1948	Floyd Bradley	5' 5	4/17/1915
Bob Carlson	6' 0	5/12/1945	Alfred Cookman	5' 5	4/17/1915
Oscar Samuleson	6' 0	3/17/1944	George Bettinger	5' 5	4/17/1915
George Kryder	6' 0	5/1/1943	Howard Drew	5' 5	4/17/1915
Harley Tinkham	6' 0	3/20/1943	Brian Polkinghorne	5' 4	5/7/1960
Bob SaFrank	6' 0	4/1/1939	Ron Mix	5' 4	4/6/1957
Cliff Reynolds	6' 0	1925	Harry Trotter	5' 4	2/13/1909
Earl Thomson	6' 0	4/29/1916	Edwin Miller	5' 4	2/18/1901
Bill Phelps	5' 11⅝	4/24/1948	Austin Martin	5' 4	2/22/1897
Johnny Woods	5' 11½	3/17/1923	Michael Gonzalez	5' 3	5/5/2018
Corey Fitzgibbons	5' 11¼	3/17/2002	J. S. Fergusson	5' 3	2/17/1900
Russell Silvers	5' 11¼	3/17/2002	Philo Jones	5' 2	2/22/1895
Bob Coffman	5' 11¼	5/17/1974	Reed Miller	5' 1	2/2/1905
Paul McCuiston	5' 11	3/26/1954	John Keithly	5' 0	3/19/1966
? Amaden	5' 11	3/31/1945	Fred Buschmeyer	5' 0	3/5/1921
? Eldridge	5' 11	3/20/1936	Boyd Comstock	5' 0	3/9/1907
Jim McNeil	5' 11	4/21/1931	C. Williams	5' 0	2/7/1903
Lynn Davis	5' 11	3/17/1923	Chris Searl		1980
James Withey	5' 10¾	3/12/2005	Bob Thornton		4/3/1954
Jess Hill	5' 10½	3/30/1929	Frank Snyder		3/27/1943
John Block	5' 10¼	3/28/1964	Ian Elliott		4/26/1941
Tell Henden	5' 10	3/17/2002	Tom Ballinger		4/26/1941
Jim Malone	5' 10	3/30/1963	Bob Logan		3/4/1939
Vern Ashby	5' 10	4/17/1959	Ron Briggs		4/26/1936
Ron Mix	5' 10	3/22/1957	George Von KleinSmid		3/1/1927
Willard Wright	5' 10	4/13/1951	D. Ryder		3/29/1924
? Matthews	5' 10	3/31/1945	? Kemnitzer		3/29/1924
Eddie Hall	5' 10	4/28/1932	? Simons		3/5/1921
Albert Vignolo	5' 10	4/21/1931	Richard Emmons		4/17/1920
Erwin Austin	5' 10	4/26/1936	Harold Blakeslee		2/9/1917
Harley Tintinger	5' 10	4/14/1928	Earl Godbe		3/11/1911
Neil Creighton	5' 10	3/3/1917	Ken Wallace		3/5/1910
Hamilton Murray	5' 9½	3/13/1909	Harold Baker		2/22/1910
Charlie Richardson	5' 9½	1908	Walter Hall		2/27/1909
Paul Salata	5' 9	1944	Grant Richardson		2/27/1909
Ed Shaw	5' 9	3/9/1923	Ernest Rickard		3/14/1908
Bayard Ryder	5' 9	3/9/1923	DeMont Miller		2/8/1904
William Kendricks	5' 9	4/11/1914	? Hamilton		2/8/1904
Ben Ward	5' 9	2/23/1914	? Woods		2/7/1903
Fred Watkins	5' 9	2/23/1914			
Frank Chaffee	5' 9	2/17/1912			
Lewis Wise	5' 8½	3/31/1945			



The Pole Vault



POLE VAULT



HARRIS, HUBBARD, WILLIAMS, LIVINGSTON, MITCHELL
CHLENTZOS
Pole Vault

As I look through our stats, I would say that from 1930 to 1990 USC owned the pole vault. It's not the Trojan vaulters won every single time, but Trojan vaulters were always a factor. 68 All-American awards and 17 NCAA titles is quite the feather in USC's cap.

I found early marks of 8' 0 and 8' 10 from the 1890s until we get to 1907 when Carl Wirshing vaulted 10' 4. A decent jump, but still a couple of feet below the national leaders. This would change rather quickly as Charlie Richardson cleared 12' 4 in 1910 which *would have* won the national meet if he had competed in it.

Lee Barnes soared to 14' 1½ in 1928 which set the table for a 14' 4¾ vault by Bill Graber. USC's first set of "Heavenly Twins" of Earle Meadows and Bill Sefton would raise the bar to 14' 11. These were all WR marks and this select group account for 7 NCAA titles and 8 All-American honors. All were Olympians.



The 15' barrier was next cleared by Ron Morris (15' 2½) as he and Walt Levack would be USC's next "Heavenly Twins". Ron would win silver at the 1960 Games.

POLE VAULT

Mel Hein and Mike Flanagan would comprise our third set of “Twins” in 1962-63.

By 1967 Troy had two 17’ vaulters in Bob Seagren and Paul Wilson, the first pair of 17’ vaulters in college history and USC’s fourth iteration of the “Heavenly Twins”.

Our latest “Twins” pairing came in the 1986-87 seasons with Steve Klassen and Eric White.



I’ve had a little bit of fun with all this and maybe took some liberties in embellishing the whole “twins” meme, but these 5 sets of vaulting twins are responsible for 9 NCAA titles, 21 All-American honors and 4 Olympic medals.

A WORD ABOUT VAULTING POLES

When talking about changes in equipment it’s intriguing as different events go completely unchanged (shot put) to radically modernized (pole vault poles).

Here’s a brief comparison to illustrate this change in vaulting poles:

<u>Material used for pole</u>	<u>Years used</u>	<u>Best mark w/ pole</u>
Wood (hickory or ash)	1863 through 1906	12 ft. $4\frac{7}{8}$
Bamboo Poles	1907 through 1956	15 ft. $7\frac{3}{4}$
Metal/Steel Poles	1957 through 1960	15 ft. $9\frac{1}{4}$
Fiber Glass Poles	1961 through present	20ft. $2\frac{1}{2}$

When you add in the better runways and landing pits of today, the vault has been transformed also completely. The vaulters in the 1800’s through 1920’s often had to land in sand pits which really required them to land on their feet. There was no landing on their backs like they do now.



Pole Vault

POLE VAULT

Dennis Kholev	18' 6½	5/30/2000	Andrew Spindler	14' 7½	5/1/2004
Dave Kenworthy	18' 2¾	7/24/1982	Diego Lopez	14' 7¼	3/16/2013
Russ Rogers	18' 1½	3/27/1976	Loring Day	14' 7	4/23/1938
Brandon Estrada	18' 0½	3/6/2010	Gene Freudenthal	14' 6	4/12/1958
Eric White	18' 0½	5/2/1987	Walt Jensen	14' 6	6/8/1951
Steve Klassen	18' 0½	4/19/1986	Alan Saura	14' 5¼	3/24/2007
Jeff Ryan	17' 10½	5/17/2003	Mike Gonzales	14' 5¼	5/17/1985
Bob Seagren	17' 9	9/12/1968	Bill Graber	14' 4¾	7/16/1932
Paul Wilson	17' 7¾	6/23/1967	Ernie Bullard	14' 4	4/11/1959
David Grijalva	17' 7¼	5/18/2002	Jerry Hren	14' 2	5/4/1957
Doug Wicks	17' 6	3/23/1985	Damiano Carrioli	14' 1¾	3/24/2018
Tom DiStanislao	17' 5½	2/26/1977	Lee Barnes	14' 1½	4/28/1928
Jerry Mulligan	17' 4¾	4/21/1979	Mark Sargeant	14' 1¼	3/20/2004
Derek Scott	17' 3	5/30/2009	Shelton Davis	14' 1¼	2/22/2003
Bob Pullard	17' 1	5/27/1973	Fred Winter	14' 0¾	5/31/1946
Bubba Kavanaugh	17' 0	4/25/1982	Wolfgang Von Aspe	14' 0	2/29/1992
Chuck Suey	17' 0	7/27/1982	Charles Buckner	14' 0	4/16/1977
Michael Gonzalez	16' 10	4/29/2018	Dan Scott	14' 0	5/1/1965
Bill Hayes	16' 8	5/23/1978	John Rowan	14' 0	4/30/1951
John Kwan	16' 8	5/23/1978	Bob Hart	14' 0	5/28/1948
Scott Cryder	16' 8	6/16/1971	Steven Cherry	13' 11¼	4/29/2012
Dan Corrigan	16' 7¼	3/26/2006	Matthew McCormick	13' 11¼	4/29/2012
Todd Lehman	16' 7	4/23/1989	Thomas Norcio	13' 11¼	4/22/2006
Brad Slinkard	16' 6¾	5/6/2006	Irving Howe	13' 10	6/18/1938
Eric Klassen	16' 6¾	3/28/1992	Jack Williams	13' 10	4/6/1929
Lance Betson	16' 6¾	1988	Twig Chambers	13' 9	5/7/1955
Paul Peters	16' 6	3/23/1985	Leroy Cox	13' 9	4/26/1952
Bert Johnson	16' 6	4/18/1981	Byron Dudley	13' 9	5/11/1940
Taylor Slingsby	16' 2¾	5/1/2011	John Hooker	13' 9	5/4/1936
Charles Fasi	16' 2¾	5/9/2009	Jim Fimpel	13' 9	4/6/1935
Graham Brockmiller	16' 0¾	4/29/2006	Daniel Haag	13' 7¼	4/1/2000
Jacob Hamman	16' 0¾	4/29/2006	Tim Viole	13' 6	4/1/1978
Steve Smith	16' 0¾	4/24/1970	Craig Cooper	13' 6	4/16/1977
Mike Phipps	16' 0	4/16/1983	Tom Hanson	13' 6	5/6/1967
Al Sandoval	16' 0	2/23/1974	Bill Milne	13' 6	3/14/1964
Jim Cochran	16' 0	4/3/1971	Dick Hecht	13' 6	4/17/1954
Ross McDonald	15' 11¼	2/25/2012	Dick Richards	13' 6	6/12/1953
Eric Stanfield	15' 11	2/17/1996	George Sandusky	13' 6	5/17/1952
Mike Flanagan	15' 9¼	4/11/1964	Frank Johnson	13' 6	3/22/1952
Mel Hein	15' 9	5/25/1963	Al Zimmerman	13' 6	5/19/1950
Bill Fosdick	15' 7½	3/20/1965	Vern Wolfe	13' 6	5/3/1947
Brooks Morris	15' 7	4/28/1991	John Sanders	13' 6	4/19/1947
Lyle Esterkyn	15' 7	4/9/1983	Bill Hubbard	13' 6	3/29/1930
Jim Brewer	15' 4	6/17/1961	Marcell Almond	13' 5¼	3/11/2000
Ron Morris	15' 2½	4/13/1957	Hugh Kelly	13' 5	3/18/1950
Mike Rozvar	15' 1¾	3/21/2015	Dick Reese	13' 3¾	5/4/1957
Charles Heffern	15' 1½	5/3/2008	Casey Thompson	13' 3½	2/17/2001
Justin Matoesian	15' 1	4/25/2008	Pete Clentzos	13' 3	6/18/1932
Doug Swartz	15' 1	5/7/1966	Bill Livingston	13' 3	3/29/1930
Jemal Williams	15' 0	4/19/2014	Steve Vossmeier	13' 2¼	2/19/2000
Richmond Luce	15' 0	1998	James Prestridge	13' 1¼	3/27/1992
Doug Owens	15' 0	5/4/1985	Ernie Jones	13' 1	3/20/1959
Brett Miketta	15' 0	4/4/1981	Ilpo Paananen	13' 0	5/19/1978
Dave Saffren	15' 0	3/27/1965	Bill Rainey	13' 0	2/22/1964
Kevin Schwindt	14' 11	4/29/2012	Bill Lanz	13' 0	4/8/1961
Bill Sefton	14' 11	5/29/1937	Bill Larson	13' 0	5/27/1944
Earle Meadows	14' 11	5/29/1937	Al Lawrence	13' 0	5/6/1944
Walt Levack	14' 9¾	5/10/1955	John Sanders	13' 0	1947
Viktor Fajoyomi	14' 9	6/12/2014	Odel Russell	13' 0	3/16/1940
Bill Schaefer	14' 9	2/24/1940	Leonard Smith	13' 0	4/23/1938
Kenny Dills	14' 8	6/7/1940	Joe Ramsay	13' 0	5/6/1933
John Montgomery	14' 7¾	6/4/1949	Bob Van Landingham	13' 0	3/18/1933
			Marshall Beeman	13' 0	5/9/1931

Pole Vault

Richard Emmons	13' 0	6/19/1921	Boyd Comstock	10' 9	4/20/1907
Jimmy Hoff	12' 11 ³ / ₄	4/26/2003	Willard Wright	10' 6	5/5/1951
Tell Hendren	12' 11 ³ / ₄	5/5/2001	Duane Gordon	10' 6	3/24/1944
Daniel Norwitz	12' 9 ¹ / ₂	5/7/2017	? Sullivan	10' 6	2/25/1930
Alexis Sharp	12' 9 ¹ / ₂	4/24/1992	Carl Wirshing	10' 4	3/2/1907
Malcolm Harris	12' 9	3/14/1931	W.E. Scott	10' 0	3/6/1923
Russell Silvers	12' 8 ¹ / ₄	2/19/2000	Harold Blakeslee	10' 0	2/9/1917
Aiden Louie	12' 6 ³ / ₄	3/9/2013	Al Whitcomb	10' 0	2/9/1917
Charles Bickmore	12' 6 ¹ / ₂	5/24/1924	Frank Carrell	10' 0	2/27/1909
Greg Heet	12' 6	3/27/1965	Marian Raab	9' 10	3/5/1921
Roy Williams	12' 6	2/22/1964	Tully Knoles	9' 6	2/18/1901
Don George	12' 6	2/28/1960	Charlie Enyeart	9' 4	2/2/1901
Rich Virtue	12' 6	3/3/1956	? Holman	9' 0	2/12/1902
Homer Kern	12' 6	5/6/1956	Ray Woodward	9' 0	2/7/1903
Lou Robinson	12' 6	5/2/1953	Austin Martin	8' 10	2/22/1897
Fred Wolcott	12' 6	5/7/1949	? Ham	8' 9	2/8/1904
Bill Mays	12' 6	4/5/1947	? Hardy	8' 0	2/22/1895
Don Grosh	12' 6	3/29/1947	Bob Voiles		4/30/1954
Warren Halling	12' 6	4/21/1945	Jim Sanders		4/26/1941
Jim Strangeland	12' 6	4/26/1941	Bud Patton		4/27/1940
Bo Henderson	12' 6	5/21/1937	? Dress		4/21/1931
Maynard Sheffler	12' 6	4/24/1937	Bill Mainland		3/5/1929
Woodrow Irwin	12' 6	4/24/1937	Gaius Shaver		2/12/1929
Richard Lindsey	12' 6	4/21/1934	? Glacher		2/12/1929
Jim Fimple	12' 6	3/11/1932	Charley Woods		3/13/1928
Joe Ramsey	12' 6	3/11/1932	Gus Dundas		2/20/1927
Harold Mitchell	12' 6	3/16/1929	Charles Wright		3/29/1924
Howard White	12' 6	3/29/1924	Charles Sherrod		3/17/1923
Charles Borgstrom	12' 6	3/28/1914	Thad Harvey		3/17/1917
Jeff Zia	12' 5 ¹ / ₂	3/31/2012	Ed Whitcomb		1/26/1917
Manuel Ruiz	12' 3	4/3/1926	Clayton Holloway		3/25/1916
Charlie Richardson	12' 3	3/12/1910	James Townsend		2/24/1912
Alex McBratney	12' 2 ¹ / ₂	2/19/2000	? Maurer		2/24/1912
Fred Watkins	12' 2	4/18/1914	Carl Wirsching		2/22/1910
Thomas Parides	12' 1 ¹ / ₂	3/21/2009	Walter Hall		2/27/1909
Richard Cramer	12' 0	2/25/1961	Irtis Ward		3/14/1908
? Oliver	12' 0	5/3/1958	Robert Curl		3/19/1906
Bill Walling	12' 0	3/8/1947	Wayne Montgomery		3/4/1905
Bob Carlson	12' 0	4/14/1945	Robert Odell		2/8/1904
Harley Tinkham	12' 0	3/27/1943	? Strickland		2/8/1904
Richard Steckel	12' 0	4/24/1937	? Lennox		2/8/1904
George Bettinger	12' 0	4/11/1914	? Hargrave		2/7/1903
Alfred Cookman	12' 0	3/22/1913	Gale McCoy		2/22/1894
Bob Coffman	11' 11 ¹ / ₂	5/18/1974			
Al Reboin	11' 9	2/12/1932			
John Leadingham	11' 8	3/20/1920			
Joe Chapman	11' 8	4/12/1919			
George Maurer	11' 7	3/2/1918			
Gary Bane	11' 6	4/30/1960			
Jim Contratto	11' 6	4/20/1951			
Ed Morrison	11' 6	5/5/1945			
? Duda	11' 6	3/13/1931			
? Grebert	11' 6	2/25/1930			
Herschel Griffin	11' 6	2/17/1912			
Dodie Lee	11' 5	3/4/1939			
Jonas Hallgrimsson	11' 1 ³ / ₄	2/22/2003			
Lynn Krause	11' 0	5/7/1966			
Bob Milne	11' 0	5/7/1966			
Dave Davis	11' 0	1951			
Lyell Cash	11' 0	3/3/1931			
Harry Brosnan	11' 0	2/25/1930			
? Merriam	11' 0	3/6/1915			
Grant Richardson	11' 0	3/20/1909			



The Jumps



LONG JUMP / TRIPLE JUMP

I'm going to go off on a tangent here for the long jump as I want to make some comparison observations about the event. This really doesn't pertain to USC specifically, but thought it worth some consideration.



So, here we go. If anyone of a certain age is asked about the long jump, invariably Bob Beamon's jump at the '68 Olympics will probably come up. And why not. The WR at the time was 27' 4³/₄ and Beamon skipped past the 28s and jumped 29' 2¹/₂.

My reason for heading down this path on the long jump is that this event has seen the smallest amount of improvement over time as compared to the other events. I'm not picking on anybody, it's just an observation. Let me expound.

I'm going to use 25' as a benchmark because that is still a good jump these days, though not really a world-class jump. The first 25' leap was in the 1920s (1921) and 26' would soon follow in 1928. 27' wouldn't be achieved until 1961 and then Beamon's crazy jump in 1968. I'll bet he had flubber on his shoes.

Like I said, I'm not picking on anyone, but it's curious that the long jump went static for such a long period of time that even a jump from 1921 would still be competitive today. I'll bring this 'bird-walk' to an end with some arbitrary comparisons to illustrate that no marks from other events in the 1920s would still be competitive today.



LONG JUMP / TRIPLE JUMP

WR in 1920s

2017 NCAA Champion

100	-	10.4	-	10.04 (10.4 would have been the 21st best time)
1500	-	3:51.0	-	3:43.03 (3:51.0 would have been 12th pl.)
110H	-	14.4	-	13.49 (14.4 would have been the 23rd best time)
HJ	-	6' 8	-	7' 3 (6' 8 would have been the 20th best jump)
PV	-	14' 1¼	-	18' 4½ (14' 1¼ would not have advanced to the NCAAs)
LJ	-	25' 1	-	26' 5 (25' 1 would have been 6th pl.)
SP	-	52'	-	69' 10 (52' would not have advanced to the NCAAs)
DT	-	163' 0	-	209' 2 (163 would have been the 24th best throw)

For USC, Jess Hill jumped 25' in 1929 to be the first Trojan at that mark. There have been 30 Trojan jumpers who have made or bettered that marks since Hill's leap in 1929. USC has produced 44 All-Americans yet only 3 NCAA titles which doesn't quite match the ratio of AAs & titles of the other events.




Triple Jump

The triple jump was another of those 'orphaned' Olympic events that only showed up in the NCAA meet during the year of the Games. It wasn't until 1959 that it became a regular event at the NCAAs.

USC triple jumpers have won 16 All-American awards and 4 NCAA titles. Only two have made it to the Olympics.

ONE LAST WORD

One potential problem with both the long and the triple jump (and the easiest to solve) is the possible injury caused by sand landing pits. In a lot of high schools and even at some colleges the pits are not dug up prior to each meet to soften the landing. Difficult to imagine this, but coaches will often keep their top sprinters and hurdlers away from long jumping to avoid injuries. It is also easy to injure a heel on the take-off of both events.



Long & Triple Jump

LONG JUMP

Randy Williams	27' 4 ¹ / ₄	9/9/1972	Max Johnson	23' 11 ¹ / ₂	5/25/1963
Dietmar Haaf	27' 0 ³ / ₄	8/30/1990	Dick Richards	23' 11 ¹ / ₂	4/21/1956
Larry Doubly	26' 11 ³ / ₄	5/3/1977	Ryan Wilson	23' 11	2/16/2002
Henry Hines	26' 8 ¹ / ₂	5/8/1971	Kevin Oates	23' 11	5/2/1998
Allen Simms	26' 3 ³ / ₄	3/1/2003	David Selma	23' 10 ³ / ₄	5/11/2013
Ed Tave	26' 1 ³ / ₄	3/31/1984	Randy Beardslee	23' 10 ¹ / ₂	3/30/1968
Gerald Hardeman	26' 1 ¹ / ₄	3/31/1974	Tom Cochee	23' 10 ¹ / ₄	5/18/1973
Wellesley Clayton	26' 0	4/3/1965	Henry Harris	23' 10 ¹ / ₄	4/5/1969
Kenny Hays	25' 11 ³ / ₄	5/30/1980	Greg Harper	23' 10	4/29/1989
Adoree' Jackson	25' 11 ¹ / ₂	6/10/2015	John Yancy	23' 9 ¹ / ₂	4/13/1963
Eric Sloan	25' 9 ¹ / ₄	4/30/2017	Jovante Slater	23' 9	5/17/2014
Al Olson	25' 8 ⁷ / ₈	6/22/1935	Jamohl Leitch	23' 9	4/13/2002
Jim Reilly	25' 8 ³ / ₄	6/13/1942	Jadon Joyner	23' 8 ³ / ₄	3/3/2018
Kedjeloba Mambo	25' 8 ¹ / ₄	1998	Lawrence Mason	23' 8 ¹ / ₄	3/20/2004
Henry Jackson	25' 8	5/6/1972	Tom Patsalis	23' 7 ⁷ / ₈	3/19/1949
Brendan Ames	25' 7 ¹ / ₄	5/15/2010	Cliff Reynolds	23' 7 ¹ / ₂	2/26/1927
Luther Hayes	25' 6 ¹ / ₄	5/13/1961	Arthur Laret	23' 7 ³ / ₈	5/6/1939
Mahoney Samuels	25' 6	5/8/1965	Skiles Hoffman	23' 6 ³ / ₄	4/1/1944
Juan Figueroa	25' 5 ¹ / ₂	4/28/2007	Elliot Walker	23' 6	5/6/2000
Dick Barber	25' 4 ³ / ₈	7/16/1932	Earl Wilson	23' 5 ³ / ₈	3/15/1924
Bill Jackson	25' 3	5/6/1961	Sam Nicholson	23' 5 ¹ / ₂	4/22/1950
Dominic Smallwood	25' 2 ³ / ₄	3/18/2017	Spencer Selby	23' 5 ¹ / ₂	5/12/1928
Djeke Mambo	25' 2 ³ / ₄	5/19/2001	Ken Lundie	23' 5 ¹ / ₄	5/22/1943
Earl McCullouch	25' 2 ¹ / ₄	5/6/1967	Doyle Gilbert	23' 5 ¹ / ₄	5/26/1933
Kyle Beck	25' 2	5/19/1995	Terry Prentice	23' 4 ³ / ₄	3/22/2008
Henry Aihara	25' 1 ¹ / ₂	6/17/1950	Steve Bloomfield	23' 4 ³ / ₄	4/17/1965
Marqise Lee	25' 1 ¹ / ₄	4/27/2013	Jamal Elmidge	23' 3 ¹ / ₂	3/21/1992
Andre Serrette	25' 1 ¹ / ₄	6/10/2004	Kirby Mannon	23' 3 ¹ / ₂	5/3/1958
Michael Harris	25' 1 ¹ / ₄	4/20/85	Oswald Itria	23' 3 ¹ / ₂	3/10/1934
Jess Hill	25' 0 ⁷ / ₈	6/1/1929	Tony Burnett	23' 3 ¹ / ₄	3/6/2010
Jon Arnett	25' 0	4/27/1956	Alexis Sharp	23' 3 ¹ / ₄	3/21/1992
Daniel Haag	24' 11 ³ / ₄	1998	Tyler Ruiz	23' 2 ³ / ₄	5/13/2011
Al Lawrence	24' 11 ¹ / ₄	4/20/1946	Chris Hale	23' 2 ¹ / ₂	4/30/1988
George Boone	24' 10	5/30/1936	Joe Earle	23' 1 ³ / ₄	3/10/1979
Viktor Fajoyomi	24' 9 ³ / ₄	5/10/2014	Clark McGuire	23' 1 ¹ / ₄	5/14/2004
Desmond Hamilton	24' 9 ³ / ₄	5/3/2008	Reggie Bailey	23' 1 ¹ / ₄	5/6/2000
Norman Paul	24' 9 ³ / ₄	5/14/1932	Jim Waldron	23' 1	3/22/1957
C.R. Roberts	24' 9 ¹ / ₂	5/4/1957	Lou Bortolin	23' 0 ¹ / ₂	4/3/1954
Jesse Williams	24' 8 ¹ / ₂	3/25/2006	Kevin Todd	23' 0 ¹ / ₄	5/2/1970
Herman Franklin	24' 8 ¹ / ₂	3/28/1970	Paul Van Riper	23' 0	3/21/1931
Julien Kapek	24' 8 ¹ / ₄	5/17/2003	Morton Kaer	22' 11 ⁷ / ₈	5/24/1924
Bob Lawson	24' 8	3/15/1958	Don Johnson	22' 11 ¹ / ₂	3/23/1946
Don Skinner	24' 7 ¹ / ₂	4/11/1936	James Prestridge	22' 11 ¹ / ₄	3/14/1992
Johnny Johnson	24' 5 ⁷ / ₈	7/16/1932	Elliott Ferrara	22' 11	5/3/2008
Curtis McFadden	24' 5 ³ / ₄	5/5/1934	Steve Martin	22' 11	1977
Carlos de la Rosa	24' 5 ¹ / ₂	5/2/1964	Otto Anderson	22' 11	2/17/1923
Howard Paul	24' 4 ³ / ₈	5/31/1930	Russell Silvers	22' 10 ¹ / ₂	3/24/2001
Tody Hammond	24' 3 ³ / ₄	4/6/1974	Lynn Swann	22' 10 ¹ / ₄	3/6/1971
Don Bryson	24' 2	4/5/1975	Jonas Hallgrimsson	22' 10	3/8/2003
Chuck Lindsay	24' 6 ³ / ₄	5/31/1957	Tohru Asami	22' 10	3/10/1979
Frank Flores	24' 6 ³ / ₄	3/22/1952	Bob Coffman	22' 10	5/17/1974
Kenneth Wren	24' 4 ¹ / ₈	5/17/1941	Ed Washington	22' 9 ³ / ₄	3/24/1973
Marvin Crawford	24' 4	5/12/1934	Gordon Sible	22' 9 ¹ / ₂	4/1/1939
Mel Bleeker	24' 3 ³ / ₄	5/17/1941	George Crum	22' 9	5/6/1944
Clark Crane	24' 3	3/20/1936	Steve Craig	22' 8 ¹ / ₂	3/18/1967
Paul Jungkeit	24' 2 ³ / ₄	4/6/1935	Dick Fordham	22' 8 ¹ / ₂	3/5/1949
Edsel Curry	24' 1 ⁷ / ₈	6/12/1943	Oliver Corrie	22' 8 ¹ / ₂	5/10/1930
Verle Sorgen	24' 1 ¹ / ₄	4/25/1953	Howard Drew	22' 8 ¹ / ₄	3/14/1914
Mark Michaelan	24' 0 ³ / ₄	3/16/1991	Jemal Young	22' 8	1997
Bill Broomfield	24' 0 ¹ / ₄	4/9/38	Sam Cunningham	22' 8	1970
Nickell Robey	23' 11 ¹ / ₂	4/29/2012	Howard Pratt	22' 7 ³ / ₄	3/28/1970
Joel Andrews	23' 11 ¹ / ₂	4/29/1978	? Goebel	22' 7 ¹ / ₂	3/14/1964
			Herb Dew	22' 7	4/27/2013

Long & Triple Jump

? Kahn	22' 7	3/16/1940	Howard Smith	21' 1	3/5/1955
Dean Bower	22' 6¼	5/6/1967	Aven Wright	21' 0½	3/7/2009
James Lowrey	22' 6	5/4/1946	Randy Starbird	21' 0½	3/2/1991
Jack MacFaden	22' 5½	3/21/1931	Bill Rainey	21' 0½	3/30/1963
Roy Williams	22' 5¼	5/2/1964	Jimmy Payne	21' 0½	3/23/1929
Richard Seiss	22' 5	4/17/1943	David Selma	21' 0	2/25/2012
Lee Barnes	22' 4½	2/28/1925	Charlie Richardson	21' 0	4/4/1908
Alex Sharp	22' 4½	5/9/1992	Daniel Norwitz	20' 11½	5/6/2017
Jim Stewart	22' 4¼	5/11/1928	Tommy Cohn	20' 11½	3/18/1911
Carl Skvarna	22' 4	3/25/1958	Ron Crister	20' 11	4/26/1958
Al Bowen	22' 4	1926	Harry Lamport	20' 10¾	2/9/1917
Bob Logan	22' 4	3/18/1939	Alfred Cookman	20' 10	2/23/1914
Calvin Delphey	22' 3½	3/19/1921	Richmond Robinson	20' 9½	3/19/1938
Rex Cawley	22' 3¼	5/7/1960	Jemal Williams	20' 9	2/22/2014
Brad Meinhardt	22' 3	4/4/1981	Bob Chandler	20' 9	3/2/1968
Lonnie Hood	22' 2½	2/23/1932	Mike Hull	20' 9	3/28/1964
Brett Linkletter	22' 2	3/5/2011	Mike Flanagan	20' 8¼	2/23/1963
Hank Ketels	22' 1¾	3/30/1957	Mark Augustine	20' 7¾	2/23/1962
Marshall Cromwell	22' 1¾	4/20/1940	John Keithly	20' 7	4/2/1966
Dan Jackson	22' 1½	3/4/1978	Fred Buschmeyer	20' 6	3/29/1919
Jim Kaufman	22' 1½	3/26/1954	Joy Goodsell	20' 6	3/27/1909
Bruce Nobles	22' 1¼	5/7/1966	Michael Gonzalez	20' 5¾	3/3/2018
Norm Grundy	22' 1¼	4/14/1962	Kevin Doran	20' 5¾	3/10/2001
Sheldon Davis	22' 1	3/17/2002	Carl Rahn	20' 5½	3/13/1928
Steve Fryer	22' 1	5/6/1956	Dave Hunt	20' 5¼	3/30/1963
Brayton Norton	22' 1	5/7/1949	Irtis Ward	20' 3½	3/13/1909
Ilpo Paananen	22' 0½	5/18/1978	Bob Kerbic	20' 2¼	3/27/1965
Carl Earl	22' 0½	3/29/1913	Ernest Freeman	20' 2	2/25/1911
Casey Thompson	21' 11¾	5/5/2001	Dan Lopez	20' 1	5/7/1966
James Lowery	21' 11¾	1947	Greg Stewart	20' 0¾	4/13/1951
Bill Rogers	21' 11¾	5/12/1945	? Nadel	20' 0¼	3/2/1968
Inman Breaux	21' 11½	2/24/2007	Jack Kuhns	20' 0½	6/10/1960
Jabre Millon	21' 11	3/7/2015	Donovan Lim	19' 10¾	4/5/2008
Allen Williams	21' 11	2/22/2014	Pat Gibson	19' 10¾	2/28/1959
Jude Graves	21' 11	4/26/2008	Charles Haigler	19' 10	2/22/1907
Phil Murray	21' 11	3/26/1955	? Edwards	19' 10	3/3/1904
? Gill	21' 10½	4/5/1947	Paul Martin	19' 9	3/20/1909
Edwin Miller	21' 10	2/18/1901	Michael Healy	19' 8¾	3/1/2008
Fred Kelly	21' 9¾	3/28/1914	Corey Fitzgibbons	19' 8¾	3/17/2002
Jack Davis	21' 9¼	5/6/1950	Richard Wright	19' 6¼	2/25/1961
? Feagan	21' 9	4/28/1932	Vern Ashby	19' 6¼	4/5/1959
Tim Barrett	21' 9	3/9/1968	Colin Boehnlein	19' 6	2/26/2011
Phillip Allen	21' 8¾	5/7/2005	Dick Economidis	19' 4	1951
William Baker	21' 8	4/24/1937	Bill Strickland	19' 2¾	3/15/1951
Ben Brown	21' 7½	4/28/2007	Walt Jayasinghe	19' 2½	2/19/2000
Tell Hendren	21' 7½	3/17/2002	Charlie Enyeart	18' 9	2/12/1902
Tom Stevens	21' 7½	4/25/1964	Henry Cooper	18' 8	3/4/1905
Joe Graffio	21' 7½	3/21/1953	Doug Bogie	18' 6	3/5/2011
Leo Adams	21' 7½	3/1/1927	Lynn Krause	18' 2	5/7/1966
Rob Bates	21' 6¾	3/17/2002	Ed Dittenbir	18' 0	3/6/1948
Warren Haynes	21' 6¼	4/5/1947	Damiano Carrioli	17' 9½	3/3/2018
Glen Shoop	21' 5½	4/26/1941	Charlie Broderson	17' 5	2/2/1905
Gabriel Myers	21' 5¼	3/6/2010	Thomas Parides	16' 0½	3/21/2009
Manjula Wijesekara	21' 4¼	3/1/2009	Russ Harling		3/18/1955
Justin Cox	21' 4¼	2/19/2000	George Deudonne		4/30/1954
Peter Rognvaldsson	21' 4	5/6/1956	? Dunn		4/23/1954
Moses Chandler	21' 4	1906	Bill Jacobson		3/10/1954
Bo Sterner	21' 3½	5/17/1974	Vern Wolfe		4/26/1941
Hastings Bidwell	21' 3	3/25/1916	Ron Briggs		4/26/1936
? Grever	21' 2¾	2/25/1930	Leavitt Thurlow		2/23/1932
? Manela	21' 2½	3/9/1935	Harold Mitchell		4/8/1931
Gordon Clark	21' 2	3/13/1931	Bill Livingston		3/8/1930
E. Miller	21' 2	3/22/1902	Fred Bice		2/12/1929

Long & Triple Jump

Walter Hewitt		3/13/1928	Jamal Elmidge	50' 0½	5/9/1992
Maurice Walker		2/20/1927	Tony Burnett	49' 9	4/2/2011
Bob Lee		4/11/1925	Roy Williams	49' 0	5/9/1964
Al McDaniel		3/28/1925	Allen Williams	49' 8¼	4/27/2013
Aden Ross		3/14/1925	Louis Faison	49' 6¼	3/21/1981
Ed Shaw		3/9/1923	Frank Flores	48' 11	6/28/1952
? Meeks		3/9/1923	Lynn Swann	48' 8½	4/10/1971
Sylvester Mueller		3/6/1923	Jack Findlay	48' 5	6/30/1956
Al Whitcomb		4/12/1919	Taiwo Madison	48' 4	5/4/1996
George Schiller		4/12/1919	Phillip Allen	48' 3¼	3/25/2006
Roy Evans		4/13/1918	John Yancy	48' 2¾	4/13/1963
W. Warren		4/13/1918	Clark McGuire	48' 2	2/25/2006
Len Livernash		3/3/1917	Tyler Ruiz	47' 9¾	4/27/2013
Clyde Deuel		4/15/1916	George Boone	47' 9½	5/22/1936
Earl Thomson		3/25/1916	Randy Beardslee	47' 7½	3/20/1965
Clayton Holloway		3/25/1916	Robert Countryman	47' 7¼	5/4/1985
? Wallace		5/8/1915	John Armstrong	47' 6¾	4/22/1967
Harrison Gower		3/11/1911	Bill Jackson	47' 6	5/27/1961
? Short		2/18/1911	Lawrence Mason	47' 5¾	3/20/2004
Elliott Gibbs		3/5/1910	Tom Andrews	47' 3¾	3/19/1977
John Decius		2/22/1910	Jude Graves	47' 3½	5/3/2008
? Fallas		2/27/1909	Steve Bloomfield	47' 3¼	4/10/1965
Ernest Rickard		3/14/1908	Max Johnson	47' 3	5/23/1964
? Butler		3/4/1905	Kevin Deiter	46' 10	4/26/2008
Russel Fergusson		2/2/1905	Herman Franklin	46' 8¾	3/28/1970
Ray Woodward		2/8/1904	Earl Wilson	46' 8¼	7/12/1924
? Hollingsworth		2/8/1904	Ben Brown	46' 8	4/28/2007
? Atkinson		2/8/1904	Carlos de la Rosa	46' 6½	4/4/1964
? Hawes		2/23/1903	Kevin Oates	46' 6	1998
? Gilman		2/23/1903	Steve Craig	46' 5½	3/18/1967
J. S. Fergusson		2/17/1900	Jack Findley	46' 5¼	6/1/1956
			Jemal Young	45' 9¾	5/4/1996
			Mike Hull	45' 8½	4/11/1964
			Jadon Joyner	45' 8	4/30/2017
			Jovonte Slater	45' 8	5/4/2014
			Norm Grundy	45' 6	5/26/1962
			Jabre Millon	44' 11	5/17/2015
			Dick Barber	44' 7¾	5/4/1929
			Mark Michaelan	44' 5½	4/28/1990
			Edsel Curry	44' 4¼	4/22/1944
			Terry Bixier	43' 1¾	5/2/1964
			Max Lowe	43' 3	3/9/1968
			Lloyd Rogers	43' 1	6/19/1921
			Walt Levack	42' 9	6/12/1953
			Bob Chandler	42' 6	3/30/1968
			William Hamilton	42' 6	4/14/1917
			Spencer Selby	42' 2	5/12/1928
			Elliott Ferrara	42' 1½	3/8/2008
			Earl Thomson	41' 9	4/15/1916
			Griffin Joyce	41' 7¾	4/28/1990
			Mike Parker	41' 5½	3/30/1963
			Bruce Nobles	41' 4¾	3/19/1966
			Lynn Krause	38' 1	5/7/1966
			Bill Garner		1970
			Cliff Reynolds		3/6/1926
			Bayard Ryder		5/24/1924
			Otto Anderson		5/3/1924
			Morton Kaer		5/3/1924
			Fred Buschmeyer		4/17/1920
			George Schiller		4/12/1919
			Ken Townsend		4/13/1918
			Percy Lucas		4/13/1918
			W. Warren		4/13/1918
TRIPLE JUMP					
Allen Simms	56' 4	4/26/2003			
Julien Kapek	56' 2	6/14/2003			
Eric Sloan	55' 6¼	5/27/2017			
Tom Cochee	54' 4½	5/10/1975			
Djeke Mambo	54' 4	3/17/2001			
Don Bryson	53' 9	5/3/1975			
Ed Washington	53' 9	3/16/1974			
Kenny Hays	53' 3¼	5/3/1980			
Michael Pullins	53' 2¼	4/20/1985			
Kedjeloba Mambo	53' 0¼	4/19/1998			
Greg Harper	52' 8	5/21/1988			
Henry Hlnes	52' 8	5/8/1971			
Mahoney Samuels	52' 5	5/1/1965			
Fred Assef	52' 3	5/21/1977			
Dan Jackson	52' 2¼	2/27/1977			
Henry Jackson	52' 2¼	5/14/1972			
Aven Wright	52' 2	5/2/2009			
Luther Hayes	51' 9½	5/27/1961			
Kevin Todd	51' 8	4/8/1972			
Justin Cox	51' 7¼	5/5/2001			
Manjula Wijesekara	51' 5¾	5/17/2009			
Tim Barrett	51' 5¾	5/4/1968			
Dominic Smallwood	51' 2¼	4/30/2017			
Randy Williams	50' 10¾	4/15/1972			
Viktor Fajoyomi	50' 6¼	5/28/2011			
Inman Breaux	50' 6	4/1/2006			
Howard Pratt	50' 5	5/16/1970			
? Phillips	50' 4¾	3/16/1985			
Jonas Hallgrimsson	50' 1¼	4/26/2003			
Ed Tave	50' 1	4/7/1984			

Long & Triple Jump

Marian Raab	4/13/1918
Roy Evans	4/13/1918
Harry Lamport	4/14/1917
Len Livernash	4/15/1916
Erwin Werner	5/22/1915



The Throws



SHOT PUT


USC's history was established early when Bud Houser won the gold in the shot and discus at the 1924 Olympics. But shot put history really pivots around Parry O'Brien and his revolutionary change he made in throwing technique.

Briefly explained, the old style was a sideways-facing hop of sorts as a thrower would hop/slide across the ring to throw. Parry rotated his upper body so that his back would be to the front of the ring. This 180° turn of the torso allowed for more torque and power to be delivered into the throw.



From 1910 to 1950 the world shot record went from 51-0 to 58-10. O'Brien's new technique allowed him to move the shot record from 59-0 to 63-2 in just six years, a time span when he would dominate the world in the shot. Parry would be the first to throw the shot 60ft; set 10 different WRs in the shot; win 118 consecutive meets which include two NCAA titles, 18 National Championships, 2 Olympic gold and 1 silver medals.

Normally that would be a tough act to follow, but USC had another shot star coming through the ranks: Dallas Long. Dallas would go on to break Parry's WR and six more besides. A 3X NCAA champion, Dallas won gold at the 1964 Olympics.



Like with other T&F events, the shot put has gone through another transformation with the advent of the spin technique in throwing. The spin has practically replaced the glide in the shot at the top level of throwers. The spin has also allowed shorter athletes to be successful in the shot as their able to generate speed in the throw to compensate for their lack of leverage.

SHOT PUT

USC's Noah Bryant used speed and his incredible strength to win two NCAA Championships.



USC throwers would rack up 34 All-American honors, 10 NCAA titles, 12 Olympians and 7 Olympic medals (5 of which are gold).

SHOT PUT

SHOT PUT

Noah Bryant	67' 5½	4/28/2007	Des Koch	52' 0	5/1/1954
Doug Lane	66' 11¼	5/19/1972	John Owens	51' 11	3/22/1975
Hank Kraychir	66' 0½	6/4/1983	Fred Edwards	51' 9½	3/27/1954
Dallas Long	65' 10½	5/18/1962	Leon Patterson	51' 8½	5/15/1953
Dave Murphy	64' 3	5/15/1970	Chuck Griffith	51' 6	3/19/1955
Nick Ponzio	64' 1	6/7/2017	Hillard Torgan	51' 4½	5/8/1954
William Denbo	63' 7½	5/12/2007	Henry Springer	51' 4½	6/11/1948
Mike Budincich	63' 5¾	5/1/1976	Sylvester Heinberg	51' 4	3/23/1946
Matt Katnik	62' 9½	6/25/2017	Bob Fisher	51' 2¾	5/27/1939
Van Mounts	62' 6	5/21/2000	Hueston Harper	51' 0	5/27/1933
Les Mills	62' 1½	8/13/1964	Bob Sbordone	50' 7½	2/28/1959
Tom Colich	61' 10	5/2/1970	Bud Houser	50' 7¼	5/15/1926
Ralph Fruguglietti	61' 3½	4/30/1977	Al Barry	50' 4¼	4/17/1954
Don Castle	60' 9¾	5/29/1964	Owen Hansen	50' 4	4/10/1937
Dave Davis	60' 5	6/6/1958	Ron Thomas	50' 3¼	4/25/1942
John McKenzie	60' 2	4/29/1978	Ed Shuey	50' 2½	2/23/1963
Nathan Bultman	59' 11¼	4/9/2016	Dave Washington	49' 11½	3/18/1961
John Buehler	59' 11	5/2/1970	Michael Alo	49' 9¼	1983
Peter Michaels	59' 3	5/2/1987	? Peach	49' 9	5/7/1949
Parry O'Brien	59' 2¾	6/5/1953	Bob Hall	49' 9	6/6/1931
Jeff Smith	59' 0¾	4/3/1965	Art Wrotnowski	49' 2¼	4/1/1939
Alain Drufin	58' 10½	7/9/1966	Sam Cunningham	49' 2	1970
John Colich	58' 8¼	5/1/1971	Elmer Willhoite	49' 2	3/14/1950
Aaron Dan	58' 6¾	5/1/2010	Dave Davies	49' 0½	5/5/1962
Bernd Kneissler	58' 4½	3/22/1986	Fred Edwards	48' 10½	5/8/1954
Steve Montgomery	58' 4	5/3/1980	Lucais MacKay	48' 9	3/18/2000
Walt DeJean	58' 3¼	3/3/1984	Norm Anderson	48' 8	5/24/1924
Wayne Bouvier	57' 7½	4/20/1974	Walt Asncraft	48' 7½	4/1/1950
Ray Martin	57' 6¼	5/20/1955	Clarence Schleimer	48' 4¼	5/18/1929
Dave Kurrasch	57' 2½	4/29/1977	Bill Hayhoe	48' 3¼	3/27/1965
Gary Kirchhoff	57' 2¼	5/7/1994	Curtis McFadden	47' 11	4/13/1963
Steve Johnson	57' 0¾	5/20/1967	Loren Miller	47' 7½	4/24/1937
Marlin McKeever	56' 9½	4/24/1959	Joe Antunovich	47' 5¼	3/2/1968
Dennis Wynn	56' 8¾	5/31/1963	Frank Fiorentino	47' 1½	3/3/1956
Tambi Wenj	56' 4½	3/21/1987	Don Nicholson	47' 0¼	3/18/1939
Don Mosebar	56' 4½	3/7/1981	Roman Slobodnskyj	46' 11½	3/4/1995
Brian Wilhelm	56' 0½	3/24/2007	Pat Shea	46' 10¾	4/4/1959
Brodie Dunn	55' 7½	4/13/1968	Sam Kline	46' 8½	4/26/1930
Scott Weisbly	55' 2	1976	Johnny Baker	46' 8	5/2/1931
Mark Stevens	55' 2	4/22/1972	Sim Iness	46' 7½	4/1/1950
Jim Wade	54' 9½	3/19/1960	Jim Stewart	46' 7	5/12/1930
Chris Adams	54' 8¾	5/1/2010	Marvin Busby	46' 6¼	3/27/1936
Bob Young	54' 6¾	4/17/1964	Ben Sohn	46' 5¾	4/13/1940
Peter Breckheimer	54' 6	1960	Jack Hogan	46' 2½	3/16/1940
Dick Bronson	54' 6	4/13/1957	Joe Aleski	46' 0¾	5/28/1926
Earl Audet	54' 4½	5/27/1944	John Chrisman	45' 11¼	4/21/1934
Mike McKeever	54' 3	4/2/1960	Joe Wolf	45' 8¼	5/15/1943
Joshua Vollersten	54' 2¾	1997	George Brown	45' 8	4/20/1935
Rick Blakeley	54' 1¾	4/22/1967	? Peters	45' 7½	5/3/1958
John Wolitarsky	54' 1	1986	Fred Kimberling	45' 5	4/14/1941
Abe Markowitz	53' 11	3/28/2010	Raymond Gribi	45' 5	4/8/1931
Bill Bayless	53' 10½	5/28/1949	? Young	45' 4¼	4/24/1937
Carl Self	53' 6½	5/10/1958	Harry Trotter	45' 4	3/19/1909
Dave Dornsife	53' 6¼	5/1/1965	Daniel Boone	45' 1	4/2/1938
Moose Thompson	53' 2⅞	5/31/1946	? Dannaldsen	45' 0¼	3/9/1935
Jess Swope	53' 1¾	6/4/1949	Bob McMahan	44' 11	5/7/1960
Mike Rainis	53' 0¾	5/6/2000	Ken Carpenter	44' 11	4/13/1935
Carl Merritt	52' 5⅞	6/13/1942	Mel Bleeker	44' 10½	3/16/1940
David Spitz	52' 5	2/26/2000	Eric Klassen	44' 8¾	3/27/1992
Don McNeil	52' 2½	5/25/1940	Nate Steinbacher	44' 8¼	2/17/2001
Rink Babka	52' 2	1957	Bob Coffman	44' 8	5/17/1974
Bob Van Doren	52' 0½	5/16/1952	Harry Edelson	44' 6	2/18/1927
			Anthony Agbasi	44' 5½	3/23/2002

SHOT PUT

Shelton Davis	44' 3½	2/15/2003	Bob Lawson	3/18/1955
Bob Voiles	44' 2	4/30/1954	Jerry Goldberg	3/26/1954
Dennis Krueger	43' 10	5/6/1956	? Barber	5/7/1949
Don Willer	43' 9¾	4/22/1939	Edgar Jessup	5/8/1948
Jack Banta	43' 9¾	3/6/1937	Nish Sheranian	4/28/1945
Chris Davis	43' 9	5/6/1961	Leoned Hanson	4/9/1943
Bo Sterner	43' 4½	5/17/1974	George Brown	4/26/1941
George Brown	43' 4	4/16/1941	Harry Adelman	4/27/1940
Bob Pickard	43' 3½	4/22/1944	Ray Woods	4/22/1939
Bill Bradbury	43' 2¾	3/30/1929	? Avery	3/4/1939
David Lowell	43' 1¾	4/5/1947	Roland Applegate	3/18/1932
Fred Kelly	43' 0	5/10/1913	Leavitt Thurlow	3/18/1932
? Barton	42' 11	3/4/1939	Jack Chrisman	3/3/1931
Joe Wolf	42' 9½	4/25/1942	? Woodhall	3/13/1928
? Kraints	42' 8	3/16/1935	? Rahl	2/18/1927
Ford Palmer	42' 7	3/13/1931	Mike Daugherty	1926
? Nemethld	42' 2½	2/28/1930	Martin Orloff	5/24/1924
Jess Mortensen	42' 0	6/2/1928	Harry Hicks	3/16/1924
Hal Silbert	41' 8½	3/17/1928	Fay Thomas	4/21/1923
? McLendon	41' 7	4/29/1944	John Hawkins	4/14/1923
Jemal Williams	41' 6½	5/4/2013	Howard Chaffee	4/14/1923
Viktor Fajoyomi	41' 5¼	5/4/2013	Charley Toney	4/5/1919
Frank Labes	41' 4*	3/1/1927	J. Paul Beale	4/13/1918
Sheldon Davis	41' 3¼	3/17/2002	Graham Hunter	2/9/1917
Corey Fitzgibbon	41' 0¼	3/17/2002	Warren Lamport	2/9/1917
Bob Morris	40' 11	3/31/1945	Gerald Craig	4/15/1916
Roy Evans	40' 9¾	3/20/1920	Rex Whittmore	3/25/1916
Aaron Phillips	40' 9	3/16/1935	C. Ernest	5/8/1915
Paul Summers	40' 6	2/12/1932	Marion Smith	4/11/1914
Stenn Parton	40' 4¾	2/24/2007	Hamilton Murray	2/27/1909
Russell Silvers	40' 3½	3/17/2002	Byron Stookey	3/14/1908
Charlie Richardson	40' 3	1908	George Runyon	2/8/1904
Garrett Arbelbide	40' 2¾*	3/1/1929	Raymond Webb	2/8/1904
N. G. Gulberson	40' 2	1902	C. J. Hinman	2/22/1896
Alexis Sharp	40' 0½	5/15/1992		
Leo Livernash	40' 0	3/3/1917		
Jack Kuhns	39' 7½	6/10/1960		
Harmon McLendon	39' 6	1944		
Hall Clement	39' 4½	3/28/1914		
Eric Stein	38' 9½	5/1/2011		
? Scharlan	38' 8*	2/25/1930		
George Brown	38' 6*	4/20/1932		
Wayne Montgomery	38' 4¾	3/4/1911		
? Schette	38' 3	5/1/1943		
Russell Fergusson	38' 0	2/18/1901		
James Prestridge	37' 10	3/14/1992		
Howard Tipton	37' 9½*	2/26/1929		
Ilpo Paananen	37' 9¼	5/18/1978		
Joe Cajic	37' 4	3/16/1991		
Boyd Comstock	37' 0½	3/19/1906		
N. G. Gulberson	37' 0	2/17/1900		
Grant Richardson	36' 8	2/27/1909		
Ralph Avery	36' 7	4/30/1898		
Beau Falgout	36' 0¾	5/1/2011		
Tell Hendren	35' 10¾	3/24/2001		
Stan Burek	35' 9½	2/22/1907		
Rob Bates	35' 2	3/17/2002		
Charlie Broderson	33' 4	3/3/1904		
Daniel Norwitz	32' 6¼	5/7/2017		
Reed Miller	30' 11½	3/3/1904		
Norman Paul	30' 3½*	3/3/1931		
Michael Gonzalez	28' 0¼	5/5/2018		
James Hunter		1980		

* - converted distance

The DISCUS

Our history of throwers at USC is quite beyond compare. In nine consecutive Olympics (1924-1964) USC won 15 medals (18 if post-graduate Trojans are counted). Trojan discus throwers have also won 36 All-American awards and 8 NCAA titles.

But it's not just the numbers that give Trojan athletics its life, but the stories behind the accomplishments. Here are just a few of those tidbits:



Anybody know where Associates Park is on USC's campus? No? Well now you'll need to know because it holds some very specific Olympic history. In Associates Park are USC's Olympic Trees. Gold medalists from the 1936 Games were given oak saplings to take home and plant as a reminder of the Games. Ken Carpenter's sapling was planted in Associates Park and is still

there. Another sapling was planted for Frank Wykoff & Foy Draper, but we lost that tree to root rot and it was replaced. There are plaques at both of these trees. Go find them.

Have you seen the rendering for the new USC Track & Field building to be constructed?? It's a beauty. It's the handy work of Joe Antunovich '71. Joe is #5 on the All Time discus list at 198'-10.



The DISCUS

When is the first person to throw the 2K discus 200ft. not the first person to do so?? In 1958 Rink Babka launched a throw that carried beyond the sector, over the track, and into a ditch. The throw measured 201ft but because of the drop in the ditch of about two feet and the trajectory of the discus, officials did some recalculating to take that into account and Rink was credited with a 198'-10 throw.

From the 'you're-never-to-old' file, there's no reason to hang it all up just because you're out of school. At age 62 Ralph Fruguglietti ('76) #4 on USC's All Time list at 202'-0, threw the 1K disc 175ft to win the M60-64 National Masters Championship last year (2017).



(This is Sim Iness. Notice he's throwing from a dirt/grass ring)

DISCUS THROW

DISCUS THROW

Gary Carlsen	206' 0	6/4/1967	Phil Gaspar	158' 3½	5/27/1939
Hank Kraychir	203' 8	4/9/1983	Bob Voiles	158' 2	4/6/1957
Bernd Kneissler	202' 11	5/24/1986	Bud Houser	158' 1¼	4/3/1926
Ralph Fruguglietti	202' 0	6/5/1976	Bob Hall	157' 7⅞	5/17/1930
Joe Antunovich	198' 10	5/8/1971	Art Wrotnowski	157' 0¾	5/20/1939
Rink Babka	198' 10	3/22/1958	John Buehler	156' 10	1970
Aaron Dan	198' 5	3/13/2010	Bill Coleman	156' 9¼	3/6/1937
Darrell Elder	195' 2	4/16/1977	Mark Stevens	155' 7	4/1/1972
Gary Kirchhoff	194' 7	5/1/1993	Bruce Akins	155' 6	4/3/1971
Gordon Hovey	193' 2	3/28/1998	Peter Breckheimer	155' 0	1960
Les Mills	191' 0	8/9/1964	Denny Schmidt	154' 11	4/1/1961
Jim Wade	190' 6½	4/23/1960	Hillard Torgan	154' 9	9/22/1956
Sim Iness	190' 1	6/20/1953	Moose Thompson	153' 10	4/17/1942
Colin Campbell	188' 5	4/25/2009	Roy Williams	153' 6½	3/14/1964
Nick Ponzio	185' 3	5/3/2015	Harrison Lee	153' 6	3/31/2001
Jack Egan	184' 11	3/29/1958	Carl Merritt	153' 3¾	1942
Chad Danowsky	184' 9	5/1/1993	Don Castle	153' 0	4/18/1964
Dave Kurrasch	184' 3	3/10/1979	Al Wilson	152' 8⅞	5/1/1948
Steve Montgomery	183' 0	5/3/1980	Chris Davis	152' 4	4/26/1963
Lucas MacKay	182' 4	5/13/2000	Bernard Zwick	152' 2½	3/27/1965
Dave Murphy	182' 0	5/15/1970	Whitney Alexander	151' 3	4/13/1940
Nathan Bultman	181' 3	4/23/2016	Sam Cunningham	151' 0	1970
Steve Johnson	180' 5	3/17/1968	Leon Harris	150' 2	1955
Les Mills	179' 4	4/18/1964	Bob Van Doren	149' 10	3/22/1952
Leon Patterson	178' 8	5/3/1954	Tyler Grady	149' 1	5/1/2010
Alain Drufin	177' 6½	6/7/1966	Bill Bayless	149' 0	4/30/1949
Des Koch	177' 5½	4/17/1954	Sylvester Heinberg	148' 10	6/13/1947
Parry O'Brien (196' 10)	177' 2¾	9/27/1953	Alexis Sharp	148' 9	3/21/1992
John Owens	175' 8	2/22/1975	Remy Conaster	148' 7	4/27/2013
Dan Ficca	175' 5½	5/7/1960	Joe Cajic	147' 6	3/2/1991
Rick Luiten	175' 1	3/29/1986	Elmer Willhoite	145' 10	3/11/1950
Ken Carpenter	174' 1¾	8/17/1936	Mike Gonzales	145' 1	5/17/1985
Dallas Long	172' 3½	5/19/1961	Abe Markowitz	144' 10	4/29/2012
Noah Bryant	172' 0½	4/29/2006	Doug Miller	144' 8	5/3/1947
Troy Stricklin	171' 5	5/4/1996	Michael Murray	144' 5	5/1/2004
Tom Colich	171' 4	5/3/1969	? Strong	144' 0	1970
Steven Lehmer	171' 3	4/11/1970	David Spitz	143' 3	3/18/2000
Tambi Wenj	170' 7	3/21/1987	John Chrisman	143' 0⅞	4/14/1934
Mike Budincich	169' 7	3/6/1976	Paul Bateman	143' 0	4/8/1933
Terry Mix	169' 4	5/4/1963	Frank Fiorentino	142' 3	3/3/1956
Peter Michaels	169' 3	3/28/1987	Jim Stewart	142' 7	2/23/1929
Roman Slobodnskyj	169' 0	5/6/1995	Bob Young	142' 1¾	3/28/1964
Mike Rowe	168' 7½	3/16/1963	Rick Blakeley	142' 1	5/7/1966
Dave Davis	166' 0½	3/29/1958	Hueston Harper	142' 0	4/29/1933
Adam Midles	165' 9	4/26/2003	Mark Yorston	141' 5½	2/24/1940
Conor McCullough	164' 5	4/4/2015	George Geizer	141' 4½	3/30/1935
Dave Davies	164' 5	3/6/1965	Jess Swope	140' 9½	3/17/1951
Dave Washington	164' 3½	3/18/1961	George Ritchey	140' 1	1970
Matt Katnik	164' 3	4/30/2017	Walter Ralls	140' 0	4/15/1944
Bob Sbordone	163' 8	3/7/1959	Sam Kline	139' 0	3/30/1929
John Gallagher	163' 3	4/28/1990	Owen Hansen	138' 8	6/13/1936
John McKenzie	162' 1	3/31/1974	Henry Springer	138' 6½	1948
Joshua Vollersten	161' 6	3/2/1997	Joe Aleski	138' 5½	3/12/1927
Bo Sterner	161' 6	2/23/1974	Ed Dittenbir	138' 5¼	4/24/1948
Jeff Smith	160' 9½	3/27/1965	Jemal Williams	138' 1	2/23/2013
Howard Smith	160' 6	8/21/1954	Norm Anderson	137' 6⅞	5/29/1925
Chris Adams	160' 6	4/16/2010	Terrence Mix	137' 5	2/23/1962
Ray Martin	160' 0	4/27/1956	David Lowell	136' 11⅞	3/8/1947
Duane Nowack	159' 3¾	4/27/1956	? Megowan	136' 11½	3/16/1940
Mike McKeever	159' 3½	4/4/1959	Earl Audet	136' 4	5/12/1945
John Colich	159' 0	1970	Marvin Busby	136' 3	3/10/1934
Marlin McKeever	156' 8½	3/11/1958	John Boyle	136' 3	3/4/1922
			Aaron Phillips	136' 2¼	3/9/1935

DISCUS THROW

Daniel Haag	135' 11	4/1/2000	? Wright	104' 6	2/26/1929
Frank Labes	135' 11	3/17/1927	Ed Whitcomb	102' 9	1/26/1917
Fred Meyers	134' 6	4/7/1951	Ted Robinson	100' 6	4/14/1945
Bob Coffman	134' 5	5/18/1974	Michael Gonzalez	92' 2	5/6/2018
Arlo Munch	134' 5	3/31/1934	Daniel Norwitz	85' 2	5/7/2017
Viktor Fajoyomi	133' 4	5/11/2014	Dennis Krueger		4/20/1956
Richard Van Vilet	132' 7	3/23/1929	Joe Wolf		4/25/1942
Max Glassco	132' 3	3/30/1935	E. Garrick		4/26/1941
Charles Page	132' 0	3/20/1943	Frank Kimberling		4/27/1940
Dick Bronson	131' 8	4/22/1955	Ned Moerke		4/22/1939
Bill Sefton	131' 6½	3/16/1935	Ed Spence		3/4/1939
Paul Summers	131' 3½	3/18/1933	Roland Applegate		2/12/1932
Greg Millington	130' 8	2/28/1998	Ford Palmer		4/21/1931
Anthony Agbasi	130' 2	5/4/2002	Dick Barber		3/5/1929
Chris Davis	130' 1	5/6/1961	Jess Mortensen		4/21/1928
Jonas Hallgrimsson	129' 9	3/8/2003	? McCray		3/13/1928
Shelton Davis	129' 9	5/4/2002	Miles Hagen		3/1/1927
? Baker	129' 8½	5/8/1943	Philip Marvin		2/18/1927
David Sellens	129' 1	2/28/2015	Howard Chaffee		4/14/1923
Corey Fitzgibbon	129' 1	5/5/2001	John Hawkins		3/24/1923
? Bastian	129' 0¾	4/20/1946	Fay Thomas		3/9/1923
Bob Morris	129' 0	4/1/1944	Charlie Dean		3/5/1921
Karl Henning	128' 11	3/5/1949	Phil Farman		3/5/1921
Curtis McFadden	128' 10½	3/30/1963	V. Augustine		4/5/1919
Mike Gale	128' 6	5/7/1960	Graham Hunter		3/3/1917
Paul Summers	128' 6	3/30/1932	Bennett Schultz		3/1/1913
Roy Evans	128' 6	3/27/1920			* - (Discus competition officially added in 1911)
James Prestridge	128' 0	3/28/1992			
Bob Hendren	128' 0	1947			
Bob Pickard	128' 0	4/1/1944			
Doug Miller	127' 11½	4/17/1943			
Bill Hayhoe	126' 10	3/27/1965			
Roland Applegate	126' 9	3/18/1933			
John Rubenis	126' 6½	4/8/1961			
? Fletcher	126' 3¾	3/29/1947			
Marion Smith	126' 3	4/15/1916			
Elmer Clark	126' 2	3/9/1935			
? Dannaldsen	126' 0	3/6/1936			
George Brown	125' 11½	3/10/1934			
? Peach	125' 11	5/7/1949			
Bill Bradbury	124' 8	3/23/1929			
Russell Silvers	124' 7	3/23/2002			
Jack Chrisman	124' 7	4/21/1931			
Garrett Arbelbide	123' 10	2/26/1929			
Tom Pappas	123' 4¼	4/25/1942			
Stenn Parton	122' 4	3/10/2007			
Paul Bateman	122' 0	2/20/1932			
? Woodhall	121' 8	3/13/1928			
Walt Ashcraft	121' 6	5/8/1948			
Eric Klassen	121' 0	4/24/1992			
Casey Thompson	120' 6	5/6/2001			
Ilpo Paananen	120' 8	5/19/1978			
? Berryman	119' 11½	4/23/1938			
? Young	119' 8½	4/24/1937			
Nish Sheranian	119' 0¾	4/14/1945			
Leo Livernash	117' 6	3/3/1917			
John Elmore	115' 4	4/11/1914			
Greg Heet	114' 10½	3/27/1965			
Hall Clement	114' 2	4/17/1915			
Blake Headley	114' 1¼	5/1/1943			
Harry Edelson	114' 0	2/18/1927			
Marcell Allmond	109' 2	5/6/2000			
L.E. Bogart	108' 5½	*3/11/1911			

JAVELIN



USC's javelin history was quite robust from 1920 to the 1960s and has since been on a hit-&-miss cycle. 20 of our 23 All Americans come from this time period, as well as the two NCAA titles.



In 1986 the javelin was redesigned because throwers were throwing the thing too far (the WR was up to 343-9). That, plus the large number of flat throws (which weren't considered legal throws) and the "fix" was ordered for the javelin.

The redesign moved the javelin's center-of-gravity forward which would cause the spear to come back down to earth sooner. The first WR coming out of the gates with this new design was 281-2, some 60 feet shorter than the old record.

That 60 foot gap has already been halved as the current record now sits at 318-1.



JAVELIN



To give you a comparison, here is a side-by-side of our best marks, old javelin vs. the new javelin:

JAVELIN THROW (pre-1986 Implement)

Larry Stuart	267' 7	1963
Jan Sikorsky	261' 3½	1962
Bob Sbordone	256' 10½	1960
Andy Barnett	256' 10	1972
John FitzSimons	251' 10	1967
Bob Voiles	251' 5½	1957

JAVELIN THROW (1986 Implement)

Corey White	272' 2	2009
Cooper Thompson	253' 3	2010
Nils Fearnley	244' 8	1995
Henrik Kjaereng	227' 0	1997
Jeffrey Churchman	219' 4	2014
Matt Gee	213' 5	1989

JAVELIN (Old & New)

JAVELIN THROW (New Implement - 1986)

Corey White	272' 2	4/4/2009
Cooper Thompson	253' 3	5/15/2010
Nils Fearnley	244' 8	5/20/1995
Henrik Kjaereng	227' 0	5/3/1997
Jeffrey Churchman	219' 4	5/17/2014
Matt Gee	213' 5	3/4/1989
Dennis Rice	211' 6	3/18/2005
Mike Gonzales	208' 9	5/3/1986
Mike Thomas	206' 10	5/14/1994
William O'Grady	206' 6	5/5/2001
Ben Brown	206' 3	5/1/2010
Daniel Haag	198' 5	1999
Stenn Parton	197' 8	4/28/2007
Diego Lopez	195' 1	5/1/2016
Bob Healey	191' 7	3/28/1987
Jacob Aronson	189' 7	5/2/2009
Marcell Allmond	188' 9	3/23/2002
Casey Thompson	187' 6	4/26/2001
Tell Hendren	185' 6	5/5/2001
Corey Fitzgibbon	184' 0	2002
Alex Sharp	180' 1	4/11/1992
Mike Sargeant	177' 11	4/29/2006
Conner Sullivan	176' 10	5/3/2015
Russell Silvers	176' 2	2/26/2000
James Prestridge	173' 4	1994
Shelton Davis	168' 1	4/26/2003
Viktor Fajoyomi	165' 8	3/28/2014
Ryan Colich	165' 7	5/1/2004
Adam Midles	164' 6	3/4/2006
Peter Yobo	159' 8	5/8/2010
Jekabs Sliede	159' 3	3/15/2008
Daniel Norwitz	158' 6	4/30/2017
Paul Smith	153' 8	5/6/2000
Richard Luce	152' 5	5/6/2000
Jemal Williams	147' 6	5/11/2014
Thomas Parides	142' 11	5/2/2009
Billy Buffington	141' 2	5/1/2010
Eric Klassen	139' 1	3/28/1992
Phillip Weinberg	133' 3	4/30/2005
Rob Bates	132' 9	2/16/2002
Michael Gonzalez	114' 6	5/6/2018

JAVELIN THROW (Old Implement - pre-1986)

Larry Stuart	267' 7	3/30/1963
Jan Sikorsky	261' 3½	6/2/1962
Bob Sbordone	256' 10½	4/2/1960
Andy Barnett	256' 10	4/8/1972
John FitzSimons	251' 10	5/6/1967
Bob Voiles	251' 5½	5/16/1957
Urpo Paananen	248' 0	5/20/1978
Bruce Dow	247' 5	5/18/1973
Ilpo Paananen	246' 3	5/19/1979
Barron Rutherford	243' 11	3/28/1981
Mike Page	242' 3	5/2/1959
Rich Ram	240' 4	6/1/1972
Dick Tomlinson	240' 3½	4/30/1960
Mike Helsby	239' 11	4/17/1976
Mike Gonzales	238' 6	5/28/1985
Eric Christianson	238' 3	4/20/1968
Doug Majjala	236' 7½	5/18/1957
Bob Peoples	234' 3½	5/17/1941
Vince Libbon	232' 3	4/4/1970

Johannes Lahti	230' 2	3/25/1972
Hugo DeGroot	227' 1	4/9/1939
John Reynolds	224' 0	4/13/1985
Bo Sterner	223' 7	4/6/1974
Richard Harding	223' 4	4/18/1970
Willie Hall	221' 8	4/4/1970
Chuck Soper	219' 11	5/14/1938
Dick Genther	216' 9¼	6/20/1953
Bill Bonnicksen	216' 8	5/6/1967
Larry Goins	214' 10¼	5/12/1951
Tex Milner	214' 9	2/20/1935
Reed Trusel	213' 2¼	5/6/1939
Des Koch	213' 0	4/24/1954
Henry Hines	210' 0	4/3/1971
John Yancy	209' 5	3/28/1964
Dick Pettigrew	207' 5	4/14/1941
Steve Johnson	206' 8	3/9/1968
Jess Mortensen	204' 11¼	7/4/1929
Ken McKenzie	204' 11⅝	4/22/1933
Frank Williamson	204' 8½	7/2/1932
Steve Funderburk	203' 7	4/1/1978
Richard Carter	202' 1	5/1/1965
Ernie Jones	201' 9½	3/30/1963
Dean Dillingham	201' 9	5/28/1949
Ray Taylor	200' 11	4/5/1958
Doug Miller	200' 8	5/10/1947
Murray Morrow	200' 0	5/10/1955
Jim Snider	197' 7½	3/29/1930
Tim Barrett	196' 10	5/6/1967
Jeff Steinberg	193' 7	4/20/1974
Bob Quinn	193' 0	4/7/1934
Gene Freudenthal	192' 7	3/14/1959
Doug Rainier	192' 6	1959
Paul Cleary	192' 4	5/31/1947
Leavitt Thurlow	192' 0	4/11/1936
Tom Popp	191' 7	4/20/1968
Chet Olson	191' 3	3/17/1928
Tom Hanson	191' 2	4/5/1969
Karl Henning	190' 1½	4/30/1949
Mike Patellos	189' 10	2/26/1983
Frank Martin	189' 1⅝	5/8/1937
Geoffrey Randall	188' 10	4/29/1972
Paul Hummel	188' 6	5/31/1947
Bill Peterson	188' 2	4/2/1955
Sam Schwartz	188' 1½	4/1/1939
Jerry McNutt	187' 9	3/23/1946
Spencer Boelter	187' 7	5/14/1927
Ernie Shelton	186' 7½	3/5/1955
Tom DiStanislaio	186' 0	3/14/1976
Blanchard Beatty	185' 5	4/12/1930
Phil Kazanlian	185' 0	3/27/1965
Robert Ehrhorn	184' 9	4/24/1937
Dick Hammer	184' 8½	3/22/1952
George McKenzie	183' 3	3/6/1937
Corky Phillips	183' 2	4/25/1954
Jason Thomas	182' 7	4/13/1991
Bill Cook	182' 3	6/12/1926
Alan Chaplin	181' 4	3/27/1965
Bill Fosdick	180' 2	3/14/1964
Jules Johnson	179' 6½	3/21/1942
Dave Washington	179' 0½	2/25/1961
Doug Sherman	178' 10¼	3/19/1966
Harold Small	178' 0	5/5/1951

JAVELIN (Old & New)

? Yancey	178' 0	2/8/1930	Stanley Williamson	2/16/1929
Jim Stewart	178' 0	3/17/1927	Johnny Baker	2/16/1929
J. Brown	177' 11	4/16/1977	? Bruder	3/5/1927
John Pearson	177' 9	4/8/1961	G.W. Bailey	3/14/1925
Ted Doll	177' 6	3/16/1963	John Abbott	4/23/1921
Norm Adams	176' 11	3/5/1949	James Smith	3/19/1921
Marlin McKeever	175' 6½	4/8/1960	Marian Raab	3/14/1921
Pat Duff	175' 2	5/7/1949	Leo Livernash	4/14/1917
John Ryan	175' 2	3/23/1946	? Dietz	5/8/1915
Sam Cunningham	175' 0	1970		
John Rubenis	174' 6½	5/6/1961		
Francis Needham	174' 3	3/23/1929		
Zack Farmer	173' 11	4/26/1941		
John Ryan	173' 9	5/19/1945		
Bob Hooks	173' 8¼	3/17/1951		
Bill Moffitt	172' 7½	4/25/1942		
Charles Page	172' 6½	4/22/1944		
Arhur Weinberg	172' 3	5/24/1924		
Ted Robinson	171' 7½	3/31/1945		
Jim Stocks	171' 5¼	4/11/1931		
Hank Ketels	171' 4¾	3/27/1954		
Roy Hineman	170' 8	5/3/1958		
Rick Blakeley	170' 7	4/23/1966		
Brayton Norton	169' 9	5/7/1949		
Morton Kaer	169' 6	5/17/1924		
? Morales	168' 7½	3/4/1939		
Paul McCuiston	168' 6½	4/3/1954		
Howard Joslin	168' 2	1929		
Wesley Seastrom	168' 1½	5/8/1948		
Ron Thomas	167' 5	5/8/1943		
Jack Banta	167' 4¾	4/24/1937		
? Enochson	167' 1½	5/6/1961		
Bob Arnet	169' 5	3/3/1956		
Ed Wingard	165' 5	1923		
Bill Rainey	165' 1½	2/22/1964		
Ed Talmage	164' 7	4/14/1928		
Norman Paul	164' 0	3/13/1931		
Bob Lawson	162' 8½	3/17/1956		
Mike Gale	162' 0	4/16/1960		
Bob Stonebraker	161' 10⅝	4/24/1937		
Dick Reese	161' 2½	3/26/1957		
Leo Peterson	161' 0	2/16/1929		
Peter Rognvaldsson	160' 11	4/20/1956		
Mike McKeever	160' 9	3/14/1959		
Jim Deets	160' 1	4/4/1959		
Walter Prill	160' 0	3/31/1934		
Bob Peviani	159' 5½	5/6/1950		
Ed Whitcomb	159' 4	4/14/1917		
Mike Fiore	157' 10	5/6/1956		
Jack Kuhns	156' 9½	2/28/1959		
Bob Thompson	156' 9	4/14/1945		
Rich Joyce	155' 9	5/7/1966		
W. Gray	154' 7	4/1/1944		
Bob Coffman	152' 7	5/18/1974		
Jack Downey	151' 10	5/6/1950		
Bob Morris	149' 0	4/15/1944		
Al Whitcomb	133' 5	1/26/1917		
B. Perry	129' 10½	2/22/1964		
? Irving	129' 7¾	4/7/1962		
Blake Headley	111' 11	5/1/1943		
Jim English		4/25/1942		
Israel Langleb		4/26/1936		
Clifford Lees		3/5/1929		

The HAMMER

Being a downtown campus there are some T&F events that seemingly just do not have a natural 'urban' fit. There's a thread of truth to this with distance races and the hammer.

The hammer is not a new event to USC, but there is quite a gap in our hammer competition history. From 1894 to 1927 the hammer was a regularly contested event that went into hiding for about 70 years when it saw a big resurrection in the 90s. There was a sprinkling of throwers during that in between time period, but if it's more than five I'd be surprised. You can parse this out looking over the list.

The first hammer record of note was a 140-7⁵/₈ toss by Charlie Richardson in 1907. A decent throw, but still 20-25ft behind the national leaders. Our next thrower of note won't be until 1952 when Hillard Torgan throws 139' 4¹/₂ to move into the #2 all-time slot and it won't be for another 12 years until the hammer record of 1907 is finally broken by Dennis Wynn at 142-10¹/₂. USC's legacy is fairly a tame one at this point, but that will change in 1984. John Wolitarsky explodes the hammer record set by Wynn with a toss of 214-9. Record keeping for the hammer was a bit spotty back then (*hammer statistics don't even show up in track media guides until 1982*), so some of this could still change up little. Stay tuned.

So, it's 1986 and most of us are scratching our heads because USC has a 225ft hammer thrower in previously mentioned John Wolitarsky. Andy Tolputt would follow John, but prior to this I can only account for *three* throwers from 1927 to 1984. THREE! How crazy is that?



This would change in a big way beginning with the hire of Coach Dan Lange and the recruitment of Balazs Kiss and seemingly overnight, USC became a destination school for the hammer. In four years, Kiss & Lange would rack up 4 consecutive NCAA titles; set school, PAC-12 and NCAA records; and one of those Olympic doo-dads in 1996, a gold medal.

The HAMMER



USC's hammer throwing legacy may be a bit newish, but it has garnered some rather impressive depth in a brief period of time. John's 225ft throw of 1985 has been surpassed 7 times since the arrival of Coach Dan. How many schools out there have 225-10 as their 8th best throw?

To illustrate USC's 'hammer gap' I thought a little pre- and post- comparison would be in order.

<u>Pre 1985</u>			<u>Post 1985</u>			
1.	Scott Weisbly	173' 0	1976	Balazs Kiss	270' 10	1995
2.	Dennis Wynn	142' 10½	1964	Conor McCullough	252' 4	2015
3.	Charlie Richardson	140' 7⅝	1907	Norbert Horvath	241' 11	1999
4.	Hillard Torgan	139' 4	1952	Remi Conatser	238' 8	2014
5.	Eugene Bayley	134' 1	1915	Bengt Johansson	236' 11	1998
6.	Rex Whittmore	130' 10	1916	Adam Midles	228' 3	2007
7.	N. G. Gulberson	130' 0	1900	Trey Henderson	227' 10	2011
8.	? Purdue	129' 11	1927	John Wolitarsky	225' 10	1985
9.	Stan Burek	129' 10	1909	Szabolcs Maroti	225' 9	2000
10.	Ashley Hendricks	128' 0	1913	Nathan Bultman	220' 2	2018

HAMMER THROW

HAMMER THROW

Balazs Kiss	270' 10	8/23/1995	Charles Crinklaw	2/25/1911
Conor McCullough	252' 4	6/10/2015	? McKenzie	2/22/1910
Norbert Horvath	241' 11	6/5/1999	Grant Richardson	2/27/1909
Remington Conatser	238' 8	3/21/2014	Walter Hall	3/14/1908
Bengt Johansson	236' 11	6/5/1998	? Sherwood	2/15/1907
Adam Midles	228' 3	4/27/2007	Raymond Webb	2/23/1905
Trey Henderson	227' 10	4/2/2011	John Bickford	2/8/1904
John Wolitarsky	225' 10	5/4/1985	George Runyon	2/8/1904
Szabolcs Maroti	225' 9	3/24/2000	? Holland	2/27/1901
Nathan Bultman	220' 2	4/20/18	W. R. Gulberson	2/17/1900
Daniel Szabo	220' 1	3/23/2012	C.E.D Ballou	4/30/1898
Chad Danowsky	220' 1	5/19/1995		
Noah Bryant	214' 11½	3/17/2007		
Michael Murray	214' 11	3/13/2004		
Andy Tolputt	213' 7	4/18/1987		
Dagan Massey	209' 3	4/1/2000		
David Spitz	206' 1	5/11/2000		
Lucas MacKay	201' 1	5/21/2000		
Brian Wilhelm	200' 9	5/30/2009		
David Sellens	196' 4	4/8/2017		
Mike Curiel	196' 1	5/31/2008		
Harrison Lee	195' 11	5/11/2002		
Eric Stein	182' 8	5/1/2011		
Tambi Wenj	182' 0	2/21/1987		
William Denbo	179' 4	4/21/2006		
Kevin Swartz	176' 8	5/13/2006		
Jekabs Sliede	173' 9	4/28/2007		
Scott Weisbly	173' 0	1976		
Van Mounts	161' 1	3/13/1999		
Jason Kim	158' 6	4/29/2018		
John Gallagher	156' 3	4/28/1990		
Beau Falgout	154' 2	4/26/2013		
Ben Gelsey	148' 1	3/19/2011		
Dave Dornsife	142' 10½	1964		
Charlie Richardson	140' 7⅝	3/23/1907		
Hillard Torgan	139' 4½	1952		
Eugene Bayley	134' 1	5/22/1915		
Rex Whittmore	130' 10	3/4/1916		
N. G. Gulberson	130' 0	2/17/1900		
? Purdue	129' 11	2/18/1927		
Stan Burek	129' 10	3/20/1909		
Ashley Hendricks	128' 0	3/29/1913		
John Elmore	125' 11	5/8/1915		
Russell Fergusson	125' 5	2/8/1904		
Bud Houser	122' 3	3/15/1924		
Dennis Rice	117' 8	2/28/2004		
Charles Haigler	117' 0	4/20/1907		
Bernhard Ortley	107' 0	3/3/1917		
Charlie Broderson	100' 0	2/18/1901		
Reed Miller	96' 6½	3/3/1904		
Charles Carver	90' 7½	2/22/1895		
L. Schrode	65' 2½	2/22/1894		
W. L. Chambers	58' 11½	2/22/1897		
Jim Reinhard		2/18/1927		
Harry Hicks		5/3/1924		
Leo Livernash		4/14/1917		
? Vennick		3/3/1917		
Ed Whitcomb		3/3/1917		
Allen Emery		2/9/1917		
Bennett Schultz		5/8/1915		
Fred Kelly		3/16/1912		
? Durkee		3/2/1912		

THE DECATHLON

USC's decathlon list is an interesting mix of athletes spanning 80 years of time.



Key to the Decathlon are the scoring tables used for ascribing points to the different times and marks that decathletes reach. It's important to note that the point totals on our list here are from the tables at that time of the competition. No conversions were attempted by me to modernize the older decathlon scores.

SCORING TABLES

So, what about these scoring tables? I had to do a Wiki search on this because I'm pretty ignorant when it comes to the decathlon. The particulars of all this can be found on Wikipedia if you need that kind of detail. I'm just going to hit the highlights here. There is some real sophistication involved in these tables that I can't do justice here.

1912 was the first Olympiad for the decathlon and between then and 1984 the scoring tables would be changed 5 times. The baseline for these early tables were previous Olympic marks or world records. The biggest challenge was to find a way to assign points to a mark without there being 'favoritism' to any specific event.

One problem that needed to be addressed was that the tables were giving a distinct advantage to decathletes who were really good in one specific event, but less than stellar in the other events. This became a disadvantage to the well-rounded athlete who might be good at many events, but not a specialist at just one.

It's all quite sophisticated and complicated.

USC decathletes have earned 5 All-American honors over the years.

The Decathlon

DECATHLON*

Mike Gonzales	8,022	6/21-22/1984
Viktor Fajoyomi	7,712	6/11-12/2014
Jim Stewart	7,709	5/11-12/1928
Bo Sterner	7,657	6/4-5/1974
Daniel Haag	7,623	3/14-15/1998
Bob Coffman	7,623	6/4-5/1974
Shelton Davis	7,290	5/10-11/2003
Russell Silvers	7,254	5/11-12/2002
Darren Hall	7,173	5/20-21/1983
Roy Williams	7,163	4/25-26/1964
Marcell Allmond	7,152	3/10-11/2000
Eric Klassen	7,137	4/24-25/1992
Casey Thompson	7,106	4/14-15/2000
Bob Lawson	7,063	5/30-31/1955
James Prestridge	7,038	1994
Jemal Williams	7,034	5/10-11/2014
Alex Sharp	7,010	4/24-25/1992
Ilpo Paananen	6,974	5/19-20/1978
Jess Mortensen	6,944	5/11-12/1928
Jonas Hallgrimsson	6,855	3/22-23/2003
Morton Kaer	6,783	5/9-10/1924
Anthony Agbasi	6,723	5/11-12/2002
Tell Hendren	6,698	5/12-13/2001
Otto Anderson	6,636	5/9-10/1924
Ernie Shelton	6,462	9/2-3/1955
Jack Kuhns	6,047	4/22-23/1960
Michael Gonzalez	5,925	5/5-6/2018
Rob Bates	5,865	3/17-18/2002
Corey Fitzgibbon	5,813	3/17-18/2002
Daniel Norwitz	5,656	6/6-7/2017

* - Decathlon pts based on scoring tables at the time of competition.



The Relays



THE RELAYS



I'm not sure where to start with the relays, it's such a mixed bag of runners and awards over time.

Once the dual meet became the standard form of competition for track and field, the selection of events would come next. Nothing out of the ordinary here as the typical events were contested, but the relay "of choice" was either a 4x440 or the 4x220. The mile relay would become the common relay race yet the 4x110 wouldn't see regular duty until the 60s.

I don't know why it played out this way, but the 4x4 was the relay run at all the meets. Looking at the dates on our list the earliest 4x4 with a time is 1902 compared to the 4x1 which was 1925 and there's about 4 times as many 4x4 races recorded as the 4x1 for those pre-1950 days. Most of these early 4x1 times are from invitational and relay meets, not dual meets.



Mile Relay Team
Kryzosiak, Richardson,
Burks, Garrison

This finally gets us to USC and the success it has had in running relay races which have been some of the best in the world. Setting a WR in a relay race is actually quite rare as these records are usually set by national teams in large meets like the Olympics or World Games.

Since 1912, when the first 4x1 WR was recognized only 6 non-national teams have set world records (USC having done so twice; 1931 & 1967).

THE RELAYS


The 4x4 relay is 'owned' by the nations (specifically the USA) as USC and Stanford are the only two college teams to have set an outdoor WR. One curious note on this, USC did set two indoor WRs this year (3/10/18), but because of some bureaucratic mumbo-jumbo USC was only "granted" a world best mark with the WR going to Texas A&M.

As for the NCAAs, it wasn't until 1964 when the relays were added to the Finals. USC has registered 40 All-American relay teams, 10 of those NCAA Champions.



World Record 880 Relay Team
Garrison, Deckard, Quarrie, Brown

When it comes to WRs it gets a little cumbersome attempting to sort this all out cleanly. The Cliff Notes version on this is 105 Trojans have been a part of a WR-setting relay at some point since 1912. This number includes athletes whose attendance at USC was either pre- or post-student.



FASTEST BATON AROUND—Southern Cal's 440-yard relay baton really got a ride when this Trojan quartet sped to a record-breaking 38.6 clocking last June in NCAA meet. From left, Earl McCullouch, Fred Kuller, O. J. Simpson and Lennox Miller.

The Relays

400 RELAY (4 x 100)

K. Williams, Mullins, J. Sanford, M. Sanford	38.69	3/23/1980	Fletcher, Rideaux, Ward, K. Kelly	39.39	3/24/2001
BJ Lee, DeGrasse, Thymes, A. Jackson	38.75	6/12/2015	K. Williams, Mullins, J. Sanford, Green	39.44	3/15/1980
P. Johnson, Mullins, J. Sanford, Green	38.85	4/19/1980	2000	39.47	5/6/2000
K. Williams, Mullins, C. Edwards, J. Sanford	38.85	4/29/1978	Holland, A. Rashad, Alugbue, Larry	39.50	5/26/2007
Barnum, Morgan, Shinnick, Norman	38.88	3/24/2018	Fuller, C. Holmes, Hannah, Watts	39.50	4/29/1989
Barnum, Benjamin, Brock, Morgan	38.89	4/29/2018	Simmons, J. Andrews, Randle, Gilkes	39.51	6/5/1976
M. Anderson, G. Jones, W. Felix, P. Francis	38.89	4/17/2005	Crear, Conway, Cannady, Laynes	39.52	6/3/1992
Hedgepeth, Manning, Dexter, Morales	38.90	6/14/1986	C. Holiwell, Shelton, Serpas, Je. Davis	39.53	6/7/1997
Reading, Manning, Dexter, Morales	38.90	6/6/1986	Hamilton, A. Rashad, Hughes, Palmer	39.59	5/2/2009
K. Williams, Bradford, J. Sanford, Mullins	38.91	4/28/1979	M. Harris, Manning, Fuller, Morales	39.59	3/22/1986
C. Lee, Je. Davis, V. Williams, S. McCullough	38.94	4/3/1999	G. Jones, Palmer, Francis, Alugbue	39.60	6/7/2006
BJ Lee, DeGrasse, Thymes, Mercado	38.97	4/4/2015	M. Stewart, M. Sanford, M. Turner, Green	39.63	3/21/1981
M. Morris, Barnum, Thymes, Brock	39.05	6/10/2017	1995	39.64	4/1/1995
A. Harris, A. Brown, BJ Lee, Abram	39.08	6/11/2014	M. Harris, Tave, D. Cook, Manning	39.65	3/23/1985
Volsan, Hervey, Ekpenyong, Krill	39.10	6/2/1995	Rideaux, S. McCullough, Ward, Felix	39.68	5/4/2002
K. Williams, M. Sanford, J. Sanford, Green	39.12	6/5/1980	Ivey, Morales, D. Cook, Manning	39.70	5/5/1984
Fletcher, S. McCullough, C. Lee, Je. Davis	39.15	6/5/1999	C. Holmes, Conway, Hannah, Watts	39.71	3/30/1991
McCree, Manning, Dexter, Morales	39.17	4/5/1986	R. Morgan, Whitney, A. Jackson, Clemes	39.74	5/15/2016
Rideaux, S. McCullough, V. Williams, K. Kelly	39.18	6/3/2000	2004	39.75	3/20/2004
Doubley, Mullins, J. Sanford, Green	39.18	5/3/1980	A. Harris, A. Brown, BJ Lee, Mercado	39.76	5/4/2014
K. Williams, Simmons, J. Sanford, Mullins	39.18	3/3/1979	Holiwell, Schapiro, Serpas, Je. Davis	39.78	5/2/1998
Conway, Laynes, Hannah, Watts	39.21	6/6/1992	Tave, Knowles, D. Cook, Morales	39.80	3/26/1983
T. Andrews, Simmons, J. Andrews, C. Edwards	39.24	5/14/1977	Erese, Shelton, Serpas, Je. Davis	39.83	5/3/1997
Rideaux, S. McCullough, Felix, K. Kelly	39.27	6/1/2002	Doubley, M. Sanford, M. Turner, Green	39.85	2/21/1981
M. Morris, Thymes, R. Morgan, Brock	39.31	3/18/2017	2006	39.86	4/8/2006
Crear, Conway, Hannah, Watts	39.32	5/16/1992	Egbe, A. Rashad	39.88	5/16/2010
M. Morris, Barnum, Sourapas, Brock	39.34	5/27/2017	J. Rashad, Hughes D. Davis, R. Morgan,	39.89	5/1/2016
Felix, Francis, G. Jones, B. Frazier	39.35	5/1/2004	R. Jones, A. Jackson A. Brown, A. Harris,	39.89	3/22/2014
Francis, Felix, M. Anderson, G. Jones	39.35	4/3/2004	BJ Lee, D. Stewart 2003	39.90	4/26/2003
Graybehl, Simmons, J. Andrews, C. Edwards	39.37	4/30/1977	Palmer, A. Rashad, J. Price, Larry	39.92	5/3/2008
Morgan, Benjamin, Brock, Shinnick	39.38	5/13/2018	Mercado, D. Stewart, BJ Lee, A. Brown	39.94	5/12/2013
			Egbe, Hughes Abram, A. Brown	39.97	5/1/2011
			2001	39.98	5/5/2001
			Graybehl, K. Williams, J. Andrews, C. Edwards	39.9	4/16/1977
			1994	40.01	5/7/1994

The Relays

Herpin, Conway, Hannah, Watts	40.06	3/16/1991	Morrisette, DeYoung, S. Jackson, J. Price	42.21	3/21/2009
Cannady, Conway, Hannah, Watts	40.07	2/24/1991	S. Jackson, DeYoung, Burnett, Bozorgzad	42.72	4/10/2010
Rideaux, S. McCullough, Fletcher, K. Kelly	40.09	3/5/2000	Spurlock, Ames, S. Jackson, Morrisette	42.91	3/1/2009
1995	40.09	3/25/1995	2010	43.05	2/27/2010
M. Harris, Ivey, D. Cook, Manning	40.09	2/16/1985	2012 "B" Burnett, Meyers,	43.16 43.18	2/28/2012 3/20/2010
Slater, D. Stewart, Abram, A. Brown	40.14	3/24/2012	Ruiz, Ferrara J. Price, S. Jackson,	43.19	3/20/2010
D. Williams, Knowles, D. Cook, Morales	40.16	4/30/1983	Forte, Spurlock A. Willaims, Selma,	44.13	3/3/2012
McCree, Dexter, Fuller, Manning	40.20	3/29/1986	Fajoyomi, Ruiz 2011	44.26	2/26/2011
Arzu, Ward, J. Garrison, Felix	40.22	4/1/2002			
Shelton, Erese, Serpas, Holiwell	40.25	3/2/1997	440 RELAY (4 x 110) McCullough, Kuller, Simpson, L. Miller	38.6	6/17/1967
1996	40.26	3/30/1996	Babb, L. Brown, Quarrie, Deckard	38.8	4/15/1972
2015	40.28	3/7/2015	R. Williams, Simmons, Randle, Gilkes	39.01	6/6/1975
Fletcher, Je. Davis, V. Williams, C. Lee	40.28	3/6/1999	K. Williams, Mullins, J. Andrews, C. Edwards	39.1	3/18/1978
Aarons, Tave, D. Cook, Manning	40.29	5/4/1985	Abrahams, Simmons, Randle, Gilkes	39.1	5/3/1975
2002	40.35	3/17/2002	R. Williams, L. Brown, Quarrie, Deckard	39.1	5/6/1972
Shelton, Alade'fa, Volsan, Je. Davis	40.38	5/29/1996	Simmons, Graybehl, L. Johnson, Beaton	39.37	4/30/1977
J. Andrews, Mullins, J. Sanford, C. Edwards	40.3	4/15/1978	Graybehl, Simmons, Randle, Gilkes	39.3	5/1/1976
Shelton, Je. Davis, Volsan, Haslip	40.43	3/9/1996	Simmons, J. Andrews, Randle, Gilkes	39.3	3/14/1976
Clark, Knowles, D. Cook, Morales	40.4	2/19/1983	L. Brown, E. Garrison, Pharris, Deckard	39.3	5/8/1971
Wellman, Manning, Fuller, C. Holmes	40.62	4/30/1988	Coulter, Kuller, E. Garrison, L. Miller	39.3	6/6/1969
1999	40.63	2/14/1999	R. Williams, Simmons, Randle, Gilkes	39.4	5/1/1975
2013	40.66	2/23/2013	Babb, L. Brown, Quarrie, Deckard	39.4	4/8/1972
P. Johnson, Doubly, Bethany, ?	40.66	3/1/1980	Coulter, Kuller, Pharris, L. Miller	39.4	5/3/1969
1982	40.75	3/27/1982	Babb, E. Garrison, L. Brown, Deckard	39.54	6/19/1971
Robey, D. Stewart, M. Lee, A. Brown	40.87	4/29/2012	McCullough, Kuller, Simpson, L. Miller	39.5	6/15/1968
Shelton, Hervey, Volsan, E. Bell	40.88	3/4/1995	R. Williams, L. Brown, Quarrie, Deckard	39.6	6/3/1972
Slater, Mercado, Abram, A. Williams	41.00	3/22/2014	R. Williams, J. Wilson, Randle, Quarrie	39.8	4/14/1973
Abram, Egbe, J. Rashad, A. Rashad	41.01	3/20/2010	M. Jackson, Turner, Pharris, E. Garrison	39.8	5/2/1970
2012 "C"	41.05	2/28/2012	E. Garrison, K. Jones, Pharris, H. Franklin	39.8	3/7/1970
1997	41.13	4/12/1997	Simmons, J. Andrews, Randle, Graybehl	39.9	5/15/1976
Haslip, Je. Davis, Morton, Volsan	41.24	3/3/1996	Abrahams, G. Jones, Randle, Shavers	39.9	3/16/1974
1994 "B"	41.36	3/5/1994	R. Williams, G. Jones, Randle, Quarrie	39.9	5/19/1973
2007	41.48	2/24/2007			
Morris, Sourpas, Moore, Rambo	41.70	3/17/2018			
2002 "B"	41.70	3/23/2002			
S. Jackson, J. Rashad, Hughes, J. Price	41.99	2/28/2009			
1998 "B"	42.07	2/28/1998			
1999 "B"	42.16	2/14/1999			

The Relays

H. Franklin, Kuller, Pharris, L. Miller	39.9	4/19/1969	McCullouch, Kerry, Firenze, Gibb	41.5	4/16/1966
Wolff, Kuller, Simpson, L. Miller	39.9	5/20/1967	Graffio, Wilger, Ja. Davis, Sorgen	41.5	4/4/1953
M. Jackson, E. Garrison, L. Brown, Deckard	40.0	4/24/1971	Mejia, J. Bradley, Ja. Davis, Stocks	41.5	4/12/1952
M. Jackson, E. Garrison, Pharris, Deckard	40.0	3/20/1971	Weeks, Bates, Pierce, Munn	41.5	3/4/1961
H. Franklin, Turner, Pharris, E. Garrison	40.0	4/4/1970	McCullouch, Kerry, Wolff, Middleton	41.3	4/9/1966
M. Jackson, L. Brown, Pharris, Deckard	40.3	4/3/1971	Clayton, P. Lee, Kerry, Sherman	41.6	3/27/1965
McCullouch, Lawrence, Simpson, Kuller	40.4	3/18/1967	Bates, Munn, Weeks, Staten	41.6	3/26/1960
D. Morris, Cortese, Comer, Clayton	40.5	6/19/1964	Bates, Munn, Weeks, Coia	41.6	3/5/1960
LaFond, M. Anderson, P. Jordan, Talley	40.5	5/14/1938	Cortese, Pierce, Ferris, Cawley	41.7	4/6/1963
M. Jackson, Turner, K. Jones, E. Garrison	40.6	6/20/1970	Coyle, Ellingson, Swisshelm, Dorsey	41.8	3/31/1956
Bugbee, Lea, Wilger, Graffio	40.7	5/21/1954	1925 Clayton, P. Lee, Gibb, Kerry	41.8 41.9	4/25/1925 5/1/1965
Pasquali, R. Frazier, Scott, Patton	40.7	5/21/1949	Firenze, P. Lee, Gibb, Kerry	41.9	4/24/1965
Talley, C. Crane, Boone, F. Draper	40.7	5/16/1936	Coyle, Larrabee, J. Morgan, Bugbee	41.9	4/2/1955
McCullouch, Firenze, Wolff, Middleton	40.7	4/23/1966	Coyle, Ellingson, J. Morgan, Bugbee	41.9	3/5/1955
Coyle, Larrabee, Ellingson, Bugbee	40.8	5/21/1955	O'Reilly, Beaman, Lawrence, Patton	41.9	5/25/1946
Mejia, Sorgen, Ja. Davis, Stocks	40.8	5/17/1952	LaFond, Talley, Boone, F. Draper	41.9	3/7/1936
Delby, M. Maurer, Guyer, Wykoff	40.8	5/9/1931	Br. Taylor, P. Lee, House, Lloyd	41.9	5/16/1925
Weeks, Bates, Staten, Munn	40.9	5/13/1961	Sherman, P. Lee, Firenze, Hull	42.0	3/6/1965
Beaman, R. Frazier, Hager, Patton	40.9	5/15/1948	L. Ball, Koenig, Delby, Wykoff	42.0	3/5/1932
Trout. E. Morris, Kerns, Bourland	40.9	5/16/1942	W. Draper, M. Maurer, Guyer, Wykoff	42.0	4/26/1930
Boone, P. Jordan, C. Crane, Talley	40.9	5/17/1937	Graffio, Coyle, Childs, Bugbee	42.1	3/6/1954
M. Jackson, L. Brown, Hines, Deckard	41.0	4/17/1971	Rickman, Kerns, Bourland, Jessup	42.1	5/17/1941
M. Jackson, K. Jones, Pharris, Deckard	41.0	3/6/1971	Carr, Buck, Gibb, Kerry	42.2	3/28/1964
1960 Mejia, Barnard,	41.0 41.0	5/14/1960 5/12/1951	Coyle, J. Morgan, L. Clarke, Bugbee	42.2	4/9/1955
Ja. Davis, J. Bradley Doll, Pierce,	41.1	3/16/1963	B. Morris, Eagle, Moorman, Beaman	42.2	6/2/1945
D. Morris, Cortese F. Draper, Osborne,	41.1	5/12/1934	Curry, Gray, Lawrence, Grosse	42.2	6/3/1944
Abbott, Parsons Trout, R. Frazier,	41.2	5/17/1947	Boone, C. Crane, LaFond, Talley	42.2	3/6/1937
Lawrence, Patton Talsky, Cortese.	41.3	4/18/1964	M. Maurer, Guyer, W. Draper, Wykoff	42.2	3/8/1930
Viltz, D. Morris Cawley, Pierce,	41.3	4/13/1963	Cortese, Rhodes, Pierce, Munn	42.3	2/23/1962
D. Morris, Cortese Clayton, P. Lee,	41.4	4/3/1965	Kaer, Sauers, Parsons, House	42.3	2/27/1926
Kerry, Middleton 1956	41.4	5/26/1956	Coyle, Wilger Childs, Graffio	42.4	4/17/1954

The Relays

Vickery, Mallon, Willis, P. Jordan	42.4	3/18/1939	Babb, E. Garrison, L. Brown, Deckard	1:22.5	5/29/1971
Barnard, Mejia, Nicholson, J. Bradley	42.5	3/17/1951	C. Holmes, Porter, Hannah, Watts	1:23.45	3/4/1989
Coyle, Peterson, Swisshelm, Dorsey	42.6	3/3/1956	McCullouch, L. Miller, Simpson, Kuller	1:23.6	3/25/1967
Beaman, O'Reilly, Lawrence, Patton	42.6	6/8/1946	Staten, Bates, Cawley, Munn	1:23.6	4/29/1961
Keithly, Boggs, Hoilet, L. Miller	42.7	3/19/1966	Dexter, McCree, Hedgepeth, Manning	1:23.7	3/29/1986
Hambleton, G. Gray, Curry, Grosse	42.7	5/20/1944	Abrahams, Simmons, Randle, Gilkes	1:23.8	3/1/1975
Beardslee, Moody, Bowie, Heet	42.8	3/27/1965	Pasquali, R. Frazier, Stocks, Patton	1:24.0	5/20/1949
DeLoach, Lawrence, Curry, O'Reilly	42.8	4/5/1947	Lea, Graffio, Wilger, Bugbee	1:24.1	5/21/1954
1959	42.9	3/7/1959	Mejia, Sorgen, Ja. Davis, Stocks	1:24.7	5/17/1952
O'Reilly, R. Frazier, G. Gray, Patton	42.9	3/8/1947	Larrabee, Wilger, Graffio, Lea	1:24.8	6/4/1954
G. Gray, Hoffman, Grosse, Curry	43.0	4/22/1944	Mejia, Sorgen, Ja. Davis, J. Bradley	1:24.8	5/19/1951
M. Maurer, Wehner, V. Williams, Borah	43.0	4/27/1929	F. Draper, Fitch Abbott, Parsons	1:24.8	6/1/1934
Pasquali, J. Bradley, R. Frazier, Mejia	43.1	3/11/1950	Polkinghorne, Cawley, D. Morris, Cortese	1:24.8	5/11/1963
B. Smith, Parsons, House, Borah	43.1	2/20/1927	Hines, Pharris, Garrison, Deckard	1:24.9	3/6/1971
Borgfeld, Bastajian, Maxwell, Kirks	43.2	3/1/1927	Cawley, Pierce, D. Morris, Cortese	1:24.9	3/2/1963
1925	43.2	2/28/1925	Bates, Munn, Weeks, Staten	1:25.0	3/19/1960
Spaulding, Boone, Fitch, F. Draper	43.3	3/9/1935	Coyle, Swisshelm, Lawson, Larrabee	1:25.0	5/12/1956
Shields, Gaskill, Edling, Munn	43.6	3/7/1959	Weeks, Bates, Cawley, Munn	1:25.2	3/4/1961
Borgfeld, Purdue, Renfro, Darling	43.6	2/26/1927	Coyle, Larrabee, Ellingson, Bugbee	1:25.2	5/21/1955
Grosse, Scott, Barry, Curry	43.7	5/15/1943	Pasquali, Stocks, Mejia, J. Bradley	1:25.3	5/19/1950
Cromwell, Rickman Prentice, M. Anderson	43.9	2/24/1940	G. Jones, Randle, Quarrie, E. Richardson	1:25.4	3/24/1973
P. Lee, Milne, Buck, Fosdick	44.1	4/11/1964	1963	1:25.4	5/17/1963
Beaman, Pickett, Lowrey, O'Reilly	44.7	3/23/1946	Bates, Munn, Weeks, Coia	1:25.4	3/5/1960
Rainey, Swartz, Yancy, Parker	45.9	5/4/1963	Boone, P. Jordan, Talley, C. Crane	1:25.4	5/15/1937
800 RELAY (4 x 200)			Mejia, Barnard, Ja. Davis, J. Bradley	1:25.5	5/12/1951
J. Sanford, Green, Mullins, M. Sanford	1:21.2	3/8/1980	C. Crane, Boone, Fitch, F. Draper	1:25.6	5/11/1935
J. Andrews, J. Sanford, Mullins, C. Edwards	1:21.8	3/25/1978	Graffio, Ja. Davis, Wilger, Sorgen	1:25.6	5/9/1953
Simmons, Mullins, J. Sanford, Bradford	1:22.2	4/14/1979	Coyle, Larrabee, Swisshelm, Dorsey	1:25.7	3/31/1956
Hedgepeth, Morales, Dexter, Manning	1:22.39	3/1/1986	R. Frazier, Lawrence, Kerns, Patton	1:25.8	5/24/1947
1981	1:22.68	4/26/1981	Lewis, B. Smith, House, Borah	1:25.8	5/14/1927
880 RELAY (4 x 220)			D. Stewart, Mercado, Slater, M. Morris	1:25.96	4/4/2015
L. Brown, E. Garrison, Deckard, Quarrie	1:20.7	5/13/1972	Middleton, Firenxe, Kerry, Wolff	1:25.9	3/26/1966
Babb, L. Brown, Deckard, Quarrie	1:22.5	3/25/1972			

The Relays

Pierce, Polkinghorne, D. Morris, Cortese	1:26.1	2/23/1963	Shields, Gaskill, Edling, Munn	1:30.9	3/7/1959
Delby, Parsons, Guyer, Wykoff	1:26.2	5/10/1931	Trout. E. Morris, Browning, Bourland	1:30.9	3/21/1942
1958	1:26.3	5/10/1958	1929	1:31.2	2/23/1929
Kerns, Bourland, Crank, Matson	1:26.4	5/17/1941	Beaman, B. Morris, Moore, Eagle	1:31.5	4/7/1945
1959	1:26.5	5/9/1959	J. Payne, Pearson,	1:31.8	4/13/1929
Beaman, R. Frazier, Hager, Patton	1:26.6	5/15/1948	Wehner, Borah		
Weeks, Bates,	1:27.0	3/3/1961	Schnelle, Mainland,	1:32.0	2/23/1929
Pierce, Munn			Kuchel, C. Anderson		
Browning, Wachtler,	1:27.0	5/23/1942	Niersbach, Lowe,	1:33.4	3/6/1923
Kerns, Bourland			E. Shaw, Starry		
Coyle, Ellingson,	1:27.1	4/9/1955	Graffio, Coyle,	1:34.2	3/6/1954
Clarke, Bugbee			Loy, Bugbee		
Bugbee, Wilger,	1:27.2	4/17/1954	Olsen, Schurr,	1:34.5	3/23/1916
Coyle, Lea			Bowen, Borah		
1956	1:27.2	3/10/1956	Ballew, Breese,	1:35.3	4/28/1932
Boone, C. Crane,	1:27.2	3/6/1937	Hood, Moore		
LaFond, Talley			Shute, Newmire	1:37.1	2/9/1907
1932	1:27.3	5/14/1932	Nordahl, Wirsching		
Borah, M. Maurer,	1:27.4	4/27/1929	H. Baker, Blackburn	1:41.8	2/27/1909
Wehner, V. Williams			K. Wallace, Lennox		
Vickery, Mallon,	1:27.7	3/18/1939	1600 RELAY (4 x 400)		
Willis, P. Jordan			Morgan, Benjamin,	2:59.00	6/8/2018
Welsh, Koenig,	1:27.8	3/5/1932	Shinnick, Norman		
Delby, Wykoff			Hannah, Conway,	3:00.58	6/6/1992
Upton, War. Smith,	1:27.9	3/22/1941	Cannady, Watts		
Kerns, Bourland			Hughes, Mance	3:00.64	6/9/2012
LaFond, Talley,	1:28.0	3/7/1936	Wyatt, Nellum		
Boone, F. Draper			Benjamin, Ford,	3:01.11	5/26/2018
Holman, George,	1:28.2	3/7/1959	Shinnick, Norman		
Dumas, Staten			Ekpenyong, Hervey,	3:02.59	6/2/1995
Gray, Grosse,	1:28.5	6/3/1944	Rodrigues, Krill		
Lawrence, Norris			L. Jordan, D. Joyner,	3:02.68	5/22/1999
Pasquali, Mejia,	1:28.6	3/11/1950	F. Sanchez, Je. Davis		
R. Frazier, J. Bradley			Mance, Hughes,	3:02.87	4/9/2011
House, B. Smith,	1:28.6	2/26/1927	Wyatt, Walker		
Parsons, Borah			C. Lee, V. Williams,	3:02.89	4/3/1999
Coyle, Swisshelm,	1:28.8	3/3/1956	F. Sanchez, Je. Davis		
Ellingson, Dorsey			J. Garrison, Kai Kelly,	3:03.08	6/10/2006
Childs, Sorgen,	1:28.8	3/14/1953	D. Cunningham, Larry		
Wilder, Ja. Davis			Nellum, Hughes,	3:03.26	4/3/2010
O'Reilly, Beaman,	1:29.0	5/18/1946	N. Anderson, Wyatt		
Wachtler, Lawrence			R. Carter, I. Turner,	3:03.28	6/7/1997
Cortese, Rhodes,	1:29.1	2/23/1962	D. Joyner, Je. Davis		
Pierce, Munn			L. Jordan, V. Williams,	3:03.31	4/1/2000
Welsh, M. Maurer,	1:29.2	3/8/1930	Ammons, F. Sanchez		
Guyer, Wykoff			Nellum, N. Anderson,	3:03.70	4/16/2010
Callahan, Callis,	1:29.4	3/20/1943	Hughes, J. Price		
Browning, Bourland			N. Anderson, Hughes,	3:04.18	6/13/2009
Kaer, Sauers,	1:29.4	2/27/1926	J. Price, Walker		
Parsons, House			Mullins, Bethany,	3:04.2	3/8/1980
Viltz, Talsky,	1:29.5	2/22/1964	J. Sanford, Green		
Kiloh, D. Morris			J. Andrews, L. Johnson,	3:04.50	6/4/1977
Beaman, O'Reilly,	1:29.9	6/8/1946	Beaton, T. Andrews		
Lawrence, Patton			Krill, Hervey	3:04.57	4/1/1995
W. Draper, M. Maurer,	1:29.9	4/26/1930	Alade'fa, Ekpenyong		
Guyer, Wykoff			Mullins, R. Williams,	3:04.57	5/3/1980
Gilbert, Lopez,	1:30.4	3/22/1958	J. Sanford, Green		
Kitchen, Hollingsworth			R. Morgan, Rohani,	3:04.65	5/27/2017
			M. Morris, Norman		

The Relays

R. Carter, L. Jordan, Je. Davis, D. Joyner	3:05.02	4/19/1998	Graybehl, T. Andrews M. Johnson, J. Andrews	3:08.9	4/16/1977
N. Anderson, Solomon, Kai Kelly, Larry	3:05.16	5/31/2007	2005 2004	3:09.18 3:09.25	3/26/2005 4/18/2004
J. Andrews, Beaton, J. Sanford, Mullins	3:05.3	5/20/1978	R. Morgan, Ford, DeGrasse, A. Jackson	3:09.56	3/21/2015
Mullins, J. Sanford, Bradford, Bethany	3:05.40	6/1/1979	Je. Davis, Jay, I. Turner, D. Holmes	3:09.76	3/3/1996
Larry, Felix, J. Garrison, M. Anderson	3:05.51	4/30/2005	1999 2007	3:09.77 3:09.79	2/14/1999 2/24/2007
Tr. Campbell, C. Brown, Beaton, Connors	3:05.62	6/5/1976	Hannah, Conway, Cannady, Watts	3:09.79	2/24/1991
N. Anderson, Larry, Solomon, A. Rashad	3:05.88	3/24/2007	Nellum, Wyatt, J. Price, Hughes	3:09.89	3/20/2010
2001	3:06.00	4/22/2001	Arzu, Hickman,	3:09.93	4/1/2002
Bunch, Hedgepeth, Graham, Dexter	3:06.05	5/24/1986	Matlock, R. Wilson Walton, L. Jordan,	3:10.18	4/4/1998
2006	3:06.37	4/8/2006	R. Carter, Je. Davis		
Bunch, Graham, Hedgepeth, Morales	3:06.43	3/1/1986	Schermerhorn, Griffin, Morales, Hedgepeth	3:10.22	5/2/1987
N. Anderson, Asafo-Agyei D. Cunningham, Solomon	3:06.47	6/7/2007	D. Stewart, Wyatt, M. Andrews, Nellum	3:10.37	5/12/2013
R. Morgan, M. Morris, Rohani, Thymes	3:06.49	4/1/2017	2007 "C" Clemes, A. Jackson	3:10.44 3:10.46	2/24/2007 5/15/2016
1995	3:06.56	4/15/1995	Ford, R. Morgan		
Bethany, To. Campbell, M. Turner, Green	3:06.71	3/21/1981	J. Price, Kai Kelly, N. Anderson, Larry	3:10.56	5/3/2008
Morgan, Norman, Ford, Benjamin	3:06.86	4/29/2018	Je. Davis, D. Joyner, Walton, I. Turner	3:10.59	3/2/1997
1995	3:06.8	4/22/1995	DeYoung, Wyatt,	3:10.85	4/29/2012
J. Sanford, Walters, Bradford, Bethany	3:07.06	6/2/1979	Walker, Nellum M. Sanford, Bethany,	3:10.93	3/7/1981
Larry, J. Garrison, Palmer, Kai Kelly	3:07.08	3/25/2006	M. Turner, Green Crear, Kirksey,	3:11.01	3/17/1990
Hannah, Copeland, Porter, Watts	3:07.32	4/1/1989	Cannady, Porter M. Andrews, A. Brown	3:11.06	3/22/2014
Hannah, Griffin, Porter, Watts	3:07.3	4/8/1989	D. Stewart, Rohani Crear, Hannah,	3:11.22	4/28/1990
Graybehl, Beaton, Mullins, J. Sanford	3:07.4	3/25/1978	Cannady, Porter 2010 "D"	3:11.24	3/13/2010
Mullins, Bradford, Simmons, J. Sanford	3:07.5	3/10/1979	1988 Watts, Hannah,	3:11.4 3:11.52	3/19/1988 4/11/1992
Knowles, Ivey, Morales, D. Cook	3:07.71	5/19/1984	E. Bell, Cannady Wyatt, Mance,	3:11.59	4/2/2011
Hannah, Conway, Lirksey, Watts	3:07.80	3/14/1991	Walker, DeYoung M. Andrews, Starkey,	3:11.62	4/27/2013
Laynes, Conway, Hannah, Watts	3:07.95	2/28/1992	Wyatt, Nellum 1994	3:11.62	3/12/1994
Ekpenyong, Hervey, E. Bell, Krill	3:07.97	5/6/1995	Fisher, Graham, Schermerhorn, Hedgepeth	3:11.70	3/8/1986
2000	3:08.04	2/19/2000	Ivey, R. Brown,	3:11.9	2/18/1984
2003	3:08.05	5/18/2003	Ware, Morales		
Krill, Bruwier, Rodrigues, Greene	3:08.16	5/7/1994	2002 Wang, Doubly,	3:12.09 3:12.2	2/16/2002 4/4/1981
1980	3:08.37	5/24/1980	Bethany, M. Turner Ford, Samuel,	3:12.46	3/24/2018
Arzu, Hickman, Matlock, Biesek	3:08.48	5/4/2002	Barnum, Shinnick Adkins, N. Anderson,	3:12.50	3/20/2010
James, Rodrigues, Krill, Greene	3:08.75	4/30/1994	DeYoung, Walker 2006 "B"	3:12.52	3/25/2006
Hannah, Okash, Porter, Watts	3:08.90	4/29/1989	1982 Mullins, Walters,	3:12.57 3:12.5	3/27/1982 3/31/1979
C. Holmes, Porter, Watts, Hannah	3:08.95	3/4/1989	Bethany, Bradford		

The Relays

Mullins, C. White, Bethany, Bradford	3:12.6	3/17/1979	J. Garrison, M. Anderson L. Larry, W. Felix	3:20.31	4/17/2005
D. Holmes, Jay, Walton, Je. Davis	3:13.12	3/9/1996	2010 "C"	3:20.32	3/13/2010
Clemes, Ford, R. Morgan, J. Joyner	3:13.23	5/1/2016	Rohani, M. Andrews, C. Peterson, BJ Lee	3:20.88	5/4/2014
1985	3:13.60	3/2/1985	Laetsch, Morrisette, Zuletta, Wilkins	3:21.04	3/19/2011
1983	3:13.62	5/21/1983	2002 "D"	3:21.20	2/16/2002
Schermerhorn, Fuller	3:13.96	3/22/1986	1980 "B"	3:21.29	3/3/1979
Graham, Hedgepeth			Rambo, Myrtue, Zavala, Hulme	3:21.35	3/3/2018
Clemes, Rohani, Ford, W. Robinson	3:13.98	3/19/2016	DeYoung, Morrisette, B. Shaw, Palmer	3:21.48	3/21/2009
Crear, Conway, Hannah, Watts	3:14.23	3/14/1992	1999 "B"	3:22.16	2/27/1999
DeYoung, Tennefoss, S. Jackson, Morrisette	3:14.33	3/14/2009	2010 "E"	3:22.32	3/20/2010
Ekpenyong, Rodrigues, Hervey, M. Carter	3:14.70	3/4/1995	M. Andrews, Ford, Manahan, Wallin	3:22.42	3/14/2015
Wang, Ware, Bethany, Handelsman	3:15.0	2/20/1982	Bethany, M. Stewart, To. Campbell, Savage	3:22.42	2/21/1981
1987	3:15.06	3/21/1987	2002 "C"	3:22.49	3/23/2002
Hughes, DeYoung, Walker, J. Price	3:15.09	3/1/2009	K. Washington, Kanchan, DeYoung, Remick	3:23.26	3/12/2011
P. Johnson, To. Campbell, M. Stewart, Bethany	3:15.10	3/1/1980	Fajoyomi, Ruiz, Dew, Bogie	3:23.41	3/23/2013
2015	3:15.15	3/7/2015	2003 "B"	3:24.59	3/1/2003
2005 "C"	3:15.50	2/26/2005	2013 "B"	3:24.62	2/23/2013
2016	3:15.57	4/2/2016	BJ Lee, Spanos, Slater, Mercado	3:24.83	3/22/2014
M. Sanford, Hays Savage, Omwansa	3:15:68	3/1/1980	2000 "C"	3:25.53	2/19/2000
1999	3:16.17	2/27/1999	Iverson, W. Robinson, Starkey, R. Thomas	3:26.09	3/16/2013
Palmer, Forte, Blencowe, A. Rashad	3:16.53	3/1/2009	2006 "C"	3:26.15	2/25/2006
2008	3:16.61	2/23/2008	2004 "B"	3:26.45	3/20/2004
2008 "B"	3:16.71	2/23/2008	2001 "B"	3:26.78	3/10/2001
M. Andrews, Adkins, DeYoung, Hughes	3:16.76	3/3/2012	Mance, Nellum, B. Shaw, D. Stewart	3:27.53	3/3/2012
DeYoung, M. Andrews, Walker, Tennefoss	3:16.91	3/24/2012	1998 "B"	3:28.30	2/28/1998
Mullins, To. Campbell, Bradford, Simmons	3:16.9	4/7/1979	Remick, Starkey, R. Thomas, W. Robinson	3:30.76	2/23/2013
T. White, Walters, Simmons, Bethany	3:17.4	3/3/1979	2010 "E"	3:31.92	3/13/2010
M. Stewart, Tatham, J. Jackson, Savage	3:17.55	3/21/1981	1998 "C"	3:33.34	2/28/1998
2002 "B"	3:18.38	2/16/2002	2014 "B"	3:39.83	3/8/2014
C. Peterson, Rohani, Starkey, D. Stewart	3:18.40	3/15/2014	Zavala, Cameron, Rule, Mack	3:43.44	4/1/2017
Kanchan, Kessler, Laetsch, Leckie	3:18.53	3/3/2012			
2012 "D"	3:18.81	2/28/2012	MILE RELAY (4 x 440)		
2000 "B"	3:18.91	2/19/2000	J. Andrews, J. Sanford, Mullins, Beaton	3:03.3	5/27/1978
S. Jackson, J. Rashad, Morrisette, Hamilton	3:18.93	3/1/2009	Connors, Tr. Campbell, T. Andrews, Randle	3:06.13	5/9/1976
Morrisette, Leckie, Laetsch, Wilkins	3:18.99	3/12/2011	Connors, T. Andrews, Randle, Tr. Campbell	3:06.31	5/10/1975
K. Washington, M. Andrews, Adkins, Kanchan	3:19.18	3/16/2013	Connors, Simmons, T. Andrews, Tr. Campbell	3:06.3	6/6/1975
2007 "B"	3:19.30	2/24/2007	Beaton, L. Johnson, Mullins, J. Sanford	3:06.6	3/18/1978
2012 "E"	3:19.46	2/28/2012	Connors, Simmons, C. Brown, Tr. Campbell	3:06.7	5/1/1976
2005 "B"	3:19.47	2/26/2005	Connors, C. Brown, Randle, Beaton	3:07.0	3/19/1976
Egbe, Abram, A. Brown, Bezamat-Homer	3:19.88	3/12/2011	Simmons, L. Johnson, Beaton, T. Andrews	3:07.1	4/30/1977

The Relays

C. Brown, G. Jones, Baxter, Randle	3:07.1	5/19/1973	C. Brown, Beaton, T. Andrews, Randle	3:11.1	4/17/1976
C. Brown, Baxter, E. Richardson, Randle	3:07.1	4/14/1973	Connors, Tr. Campbell Graybehl, Randle	3:11.1	4/19/1975
Connors, Graybehl	3:07.2	5/3/1975	E. Richardson, C. Brown, Tr. Campbell, G. Jones	3:11.1	3/23/1974
T. Andrews, Tr. Campbell Talsky, Doll,	3:07.3	5/18/1962	Turner, Joyce, L. Miller, Trentadue	3:11.2	4/12/1969
Cawley, Hogan			Kitchen, Kirkby, Cockburn, Larrabee	3:11.2	5/26/1956
C. Brown, T. Andrews, Tr. Campbell, G. Jones	3:07.5	3/30/1974	Hoilet, Joyce	3:11.3	5/6/1967
Tr. Campbell, G. Jones, C. Brown, Randle	3:07.66	6/8/1974	Vanderstock, Buck Harman, Cockburn,	3:11.3	6/6/1958
Babb, E. Richardson, L. Brown, E. Garrison	3:07.6	4/15/1972	Lopez, T. Smith	3:11.6	5/14/1977
Staten, Balzaret	3:07.6	4/29/1961	Simmons, Graybehl, L. Johnson, T. Andrews	3:11.6	5/16/1936
Cawley, Hogan			Fitch, Cassin, E. Johnson, Smallwood	3:11.7	4/8/1972
Connors, T. Andrews, C. Brown, Beaton	3:08.0	3/14/1976	Burks, E. Richardson, L. Brown, E. Garrison	3:11.7	6/1/1956
Tr. Campbell, Baxter, C. Brown, E. Richardson	3:08.0	6/9/1973	Larrabee, Quigley, Cockburn, Kirkby	3:11.7	6/5/1953
Krzyzoslak, L. Brown, E. Garrison, E. Richardson	3:08.0	6/10/1972	Griffin, Hendrix, Sorgen, Lea	3:11.7	5/16/1942
Carr, Buck, Wolff, Middleton	3:08.3	6/18/1966	Kerns, J. Thomas, Wachtler, Bourland	3:11.9	4/3/1976
Wolff, Vanderstock	3:09.0	6/17/1967	Connors, Gilkes, C. Brown, Beaton	3:12.0	4/8/1967
Joyce, Buck			McCullouch, Vanderstock, Buck, Joyce	3:12.1	3/22/1975
1976 "B"	3:09.19	5/8/1976	Connors, Simmons, M. Johnson, Beaton	3:12.1	4/5/1969
Connors, Graybehl, L. Johnson, T. Andrews	3:09.1	3/19/1977	Newton, Hoilet, Joyce, Trentadue	3:12.1	4/22/1967
Connors, Simmons, Graybehl, Beaton	3:09.2	5/17/1975	Buck, Joyce, Kuller, L. Miller	3:12.1	4/24/1970
War. Smith, Upton, Bourland, Kerns	3:09.4	7/17/1941	Dickerson, Turner, E. Garrison, Sims	3:12.2	5/25/1957
C. Brown, Baxter, Randle, G. Jones	3:09.5	4/6/1974	Kitchen, Wing, Cockburn, T. Anderson	3:12.3	2/26/1977
Coia, T. Smith,	3:09.6	6/5/1959	Connors, Simmons, T. Andrews, Beaton	3:12.3	3/28/1970
T. Anderson, Staten			Pharris, Hamley, Turner, Garrison	3:12.4	6/15/1935
Balzaret, Staten, T. Smith, Coia	3:09.8	6/3/1960	E. Johnson, Cassin, Fitch, McCarthy	3:12.5	4/16/1966
T. Andrews, Baxter	3:09.9	4/20/1974	Gibb, Buck, Carr, Wolff	3:12.5	5/22/1954
Tr. Campbell, G. Jones			Larrabee, B. Taylor, How. Smith, Lea	3:12.7	4/17/1965
Hamley, Turner, E. Garrison, Sims	3:10.1	5/16/1970	Carr, Gibb, Bess, Buck	3:12.7	5/24/1957
L. Brown, Burks, Hines, E. Garrison	3:10.2	4/10/1971	Cockburn, Kitchen, Kirkby, Wing	3:12.8	4/4/1959
Turner, Newton, Trentadue, Becker	3:10.2	3/29/1969	Balzaret, T. Smith, T. Anderson, Staten	3:12.9	4/5/1975
Eggleston, Polkinghorne, Hogan, Cawley	3:10.4	3/30/1963	F. Shaw, Connors, Randle, Tr. Campbell	3:13.3	3/25/1972
Gibb, Buck,	3:10.5	4/23/1966	H. Jackson, Quarrie, Deckard, E. Garrison	3:13.3	5/9/1959
Carr, Middleton			Shankland, Lopez, T. Anderson, Staten		
P. Lee, Carr, Gibb, Buck	3:10.6	6/5/1964			
Wilger, Larrabee, How. Smith, Lea	3:10.7	5/21/1954			
Connors, Simmons, T. Andrews, Randle	3:10.8	4/12/1975			
Polkinghorne, Eggleston, Hogan, Cawley	3:11.0	6/3/1960			
Lopez, Cockburn, T. Anderson, T. Smith	3:11.0	4/12/1958			
Connors, Bradford, M. Johnson, Beaton	3:11.1	4/2/1977			

The Relays

Burks, Krzyzoslak, E. Richardson, L. Brown	3:13.4	4/22/1972	Lile, War. Farlow, Talsky, Cawley	3:15.1	5/5/1962
Shankland, Balzaret, T. Smith, T. Anderson	3:13.4	4/25/1959	Reading, Grunbock, Upton, Er. Miller	3:15.2	5/20/1939
Way. Farlow, Balzaret, Cawley, Hogan	3:13.5	4/1/1961	Oakley, Gibb, Carr, Buck	3:15.3	3/27/1965
Cassin, Smallwood, E. Johnson, McCarthy	3:13.5	5/4/1935	Monroe, Smallwood, Cassin, McCarthy	3:15.3	4/20/1935
Joyce, Link, Becker, Vanderstock	3:13.7	4/13/1968	Larrabee, Kitchen, Kirkby, Coburn	3:15.4	4/27/1956
Talsky, Lile, Polkinghorne, Hogan	3:13.7	5/4/1963	E. Richardson, Deckard, L. Brown, E. Garrison	3:15.5	5/6/1972
Pierce, Viltz, Polkinghorne, Hogan	3:13.7	3/23/1963	Barlow, Balzaret Cawley, Hogan	3:15.5	3/11/1961
Albright, Lytle, Grunbock, Upton	3:13.7	5/13/1939	1958	3:15.5	3/15/1958
Balzaret, Way. Farlow, T. Smith, Coia	3:13.8	4/30/1960	1935	3:15.5	4/13/1935
Tr. Campbell, Burks, C. Brown, Baxter	3:13.9	4/21/1973	Quigley, Purdue, How. Smith, Larrabee	3:15.6	4/9/1955
Cockburn, Kirkby, Wing, T. Anderson	3:13.9	5/4/1957	Connors, C. Brown, Graybehl, Beaton	3:15.7	3/6/1976
Doll, Lile, Hogan, Cawley	3:14.0	3/31/1962	Burks, Hines, E. Garrison, H. Jackson	3:15.7	3/6/1971
Gibb, Cox, Buck, Carr	3:14.1	4/25/1964	Lemons, Lopez, Shankland, Cockburn	3:15.7	5/3/1958
Lopz, Balzaret, T. Smith, Staten	3:14.1	4/18/1959	Rhodes, Hogan, Staten, Cawley	3:15.8	3/18/1961
Wal. Smith, Slosson, DeLoach, Kerns	3:14.2	5/23/1947	W. Wilson, Stocks, DeLoach, Chambers	3:15.8	4/30/1949
McGeagh, Pearson, Woessner, V. Williams	3:14.2	5/9/1931	Oswald, Dow, Woessner, V. Williams	3:15.8	4/18/1931
Newton, Trentadue, L. Miller, Becker	3:14.3	3/29/1969	Wolff, Buck, Joyce, Vanderstock	3:15.9	4/29/1967
Talsky, Oakley, Kiloh, Comer	3:14.3	4/11/1964	Pharris, Hamley, Sims, Dutton	3:16.0	4/11/1970
Lopez, Shankland, Balzaret, T. Anderson	3:14.3	4/11/1959	Amador, Larrabee, How. Smith, Lea	3:16.0	4/17/1954
Gibb, Buck, Carr, Wolff	3:14.4	4/2/1966	J. Bradley, Wehking, Sorgen, Nicholson	3:16.0	5/19/1951
Ketels, Wing, Cockburn, T. Anderson	3:14.4	4/18/1957	Polkinghorne, Rhodes, Cawley, Hogan	3:16.1	4/20/1960
1955	3:14.4	5/20/1955	Grant, Vanderstock, Buck, Joyce	3:16.2	4/15/1967
Reed, Fitch, Tompkins, McCarthy	3:14.4	5/5/1934	Lile, Kiloh, Cawley, Doll	3:16.2	3/16/1963
Shankland, McLeod, Lemons, Cockburn	3:14.7	4/26/1958	Balzaret, Lemons, Coia, T. Smith	3:16.2	3/26/1960
Lytle, Grunbock, Upton, Er. Miller	3:14.7	5/6/1939	Browne, Slosson, DeLoach, Kerns	3:16.2	5/3/1947
Cortese, Talsky, Polkinghorne, Hogan	3:14.8	4/13/1963	E. Johnson, LaFond, Cassin, Fitch	3:16.3	5/30/1936
Callis, Wachtler, Kerns, Bourland	3:14.8	4/11/1942	Harman, Kitchen, M. Clark, T. Anderson	3:16.4	4/13/1957
Joyce, Heet, Trentadue, Becker	3:14.9	3/8/1968	Olson, Smallwood, Fitch, Cassin	3:16.4	5/2/1936
Harman, Cockburn, T. Anderson, T. Smith	3:14.9	4/5/1958	J. Wilson, E. Richardson, E. Garrison, L. Brown	3:16.6	4/1/1972
Hamley, Dickerson, Newton, Sims	3:15.0	4/18/1970	Talsky, Bess, Oakley, Kiloh	3:16.6	4/18/1964
Cromwell, Wachtler, Kerns, Bourland	3:15.0	4/25/1942	Cortese, Talsky, Kiloh, Comer	3:16.7	3/28/1964
Reed, Guthrie, Tompkins, McCarthy	3:15.0	4/21/1934	Cortese, Talsky, Polkinghorne, Hogan	3:16.7	4/20/1963

The Relays

Staten, T. Anderson, Balzaret, Lopez	3:16.7	3/7/1959	Smallwood, Cassin, E. Johnson, Bonebrake	3:18.1	4/11/1936
H. Taylor, Lytle, Bachman, Er. Miller	3:16.7	5/7/1938	Harman, Cockburn, Lopez, T. Anderson	3:18.2	3/30/1957
Viltz, Doll, Cawley, Hogan	3:16.8	2/23/1963	Wilger, J. Morgan, Sorgen, Hendrix	3:18.2	5/2/1953
Wells, Irons, Lemons, T. Smith	3:16.8	5/11/1957	J. Anderson, Slosson, Chambers, DeLoach	3:18.3	5/1/1948
1954	3:16.8	5/1/1954	Lile, Way. Farlow, Doll, Hogan	3:18.4	4/14/1962
Bush, Cassin, Fitch, McCarthy	3:16.8	4/6/1935	M. Clark, Kitchen, Quigley, Kirkby	3:18.4	4/21/1956
J. Morgan, Hendrix, Sorgen, Lea	3:17.0	4/11/1953	Munn, War. Farlow, Balzaret, T. Smith	3:18.5	4/2/1960
Rhodes, Balzaret, Hogan, Staten	3:17.1	2/25/1961	Farlow, Lemons, Balzaret, T. Smith	3:18.5	3/12/1960
Pullard, Burks, Hines, L. Brown	3:17.2	4/17/1971	Staten, Lemons, Balzaret, T. Smith	3:18.5	2/27/1960
Joyce, Heet, Trentadue, Becker	3:17.2	4/20/1968	Albright, Grunbock, Mayes, Upton	3:18.6	4/27/1940
Becker, Newton, Hoilet, Joyce	3:17.3	4/19/1969	Wilger, Hendrix, Griffin, Lea	3:18.8	3/28/1953
Larrabee, Kitchen, Quigley, Kirkby	3:17.3	3/3/1956	Oswald, McNeill, Reed, Woessner	3:19.0	4/16/1932
Nicholson, Lane, J. Bradley, Sorgen	3:17.3	4/30/1951	Balzaret, Lemons, Lopez, T. Anderson	3:19.2	3/14/1959
Balzaret, Coia, T. Smith, Farlow	3:17.4	4/16/1960	G. Baker, Carter, Reed, McCarthy	3:19.2	3/31/1934
Wilger, Hendrix, Griffin, Lea	3:17.4	4/4/1953	Bowman, Boggs, Joyce, Trentadue	3:19.3	4/2/1966
Dutton, Sims, Pharris, Newton	3:17.5	3/14/1970	Lopez, Shankland, Gilbert, Brooks	3:19.3	4/20/1956
Pierce, Eggleston, Polkinghorne, Cawley	3:17.5	4/6/1963	D. Peterson, Harman, T. Anderson, Kitchen	3:19.3	4/22/1955
Talsky, Way. Farlow, Doll, Hogan	3:17.5	4/27/1962	Irons, Balzaret, T. Anderson, T. Smith	3:19.4	5/2/1959
Wilger, J. Morgan, Hendrix, Griffin	3:17.6	4/25/1953	Lopez, Harman, T. Smith, T. Anderson	3:19.4	3/22/1958
Griffin, Hoover, Hendrix, J. Bradley	3:17.6	4/19/1952	M. Clark, McLeod, T. Anderson, Cockburn	3:19.4	3/23/1957
Woessner, McGeagh, Pearson, V. Williams	3:17.6	5/12/1930	Hendrix, Hoover, Lea, J. Bradley	3:19.5	4/26/1952
Rowe, Gibb, Buck, Carr	3:17.8	5/2/1964	Aiello, J. Anderson, Slosson, DeLoach	3:19.5	5/8/1947
Harman, Kitchen, Kirkby, Larrabee	3:17.8	4/7/1956	Megargee, B. Miller, Kerns, DeLoach	3:19.5	4/26/1947
Cortese, Viltz, Kiloh, Comer	3:17.9	2/22/1964	Aiello, Chambers, Slosson, DeLoach	3:19.5	3/8/1947
Wehking, Mattoon, Chambers, Pruitt	3:17.9	5/6/1950	Lea, Hendrix, Lane, J. Bradley	3:19.6	4/5/1952
Pruitt, Curry, Stocks, Chambers	3:18.0	4/10/1950	Nicholson, Mitchell, J. Bradley, Sorgen	3:19.6	4/21/1951
Grunbock, War. Smith, Upton, Bourland	3:18.0	4/14/1941	Burke, Woessner, V. Williams, Pearson	3:19.6	3/22/1930
Oswald, Carter, Guthrie, Ablowich	3:18.0	5/6/1933	Lovejoy, P. Wallace, B. Smith, Sauers	3:19.6	5/14/1927
Dow, McGeagh, Ablowich, Woessner	3:18.0	5/21/1932	R. Frazier, W. Wilson, Chambers, Stocks	3:19.7	4/22/1950
Ablowich, Oswald, Dow, Woessner	3:18.0	5/14/1932	Woessner, V. Williams, Pearson, Burke	3:19.8	3/8/1930
Prentice, Grunbock, War. Smith, Upton	3:18.1	5/10/1941	Purdue, M. Clark, How. Smith, Larrabee	3:19.9	3/26/1955
Meisenheimer, Lytle, Albright, Er. Miller	3:18.1	4/23/1938			

The Relays

Wilger, J. Morgan, Hendrix, Lea	3:19.9	3/21/1953	Taber, Kitchen, T. Anderson, Harman	3:22.4	3/18.1955
Corley, Bonebrake, Olson, McNerney	3:19.9	5/8/1937	Bailey, Grosse, B. Miller, Bourland	3:22.4	4/17/1943
B. Miller, Aiello, Slosson, Wal. Smith	3:20.0	5/31/1947	Aiello, W. Wilson, Nicholson, Chambers	3:22.5	3/19/1949
B. Miller, Tackett, Wachtler, DeLoach	3:20.0	5/31/1946	Reading, Lytle, Mayes, Upton	3:22.6	4/13/1940
LeGar, Crank, Grunbock, War. Smith	3:20.0	3/22/1941	Rennick, E. Johnson, Carter, Reed	3:22.7	3/10/1934
Lovejoy, Lewis, P. Wallace, Borah	3:20.0	6/4/1927	Wachtler, Tackett, Slosson, DeLoach	3:22.9	4/20/1946
Amador, Wilger, Larrabee, How. Smith	3:20.2	4/10/1954	Oswald, Bastajian, McNeill, Woessner	3:23.0	2/20/1932
1965	3:20.2	3/20/1965	Schurr, Lovejoy, Sauers, P. Wallace	3:23.0	2/26/1927
Kincheloe, Har, Taylor, Sorgen, Nicholson	3:20.2	5/5/1951	P. Wallace, McDaniel, Torkelson, Starry	3:23.0	3/28/1925
Lile, Kiloh, Talsky, Hogan	3:20.3	4/26/1963	Hughes, Smutz, I. Johnson, Martz	3:23.0	3/31/1923
Harman, Kitchen, McLeod, T. Anderson	3:20.3	4/15/1955	Beardslee, Moody, Bowie, Heet	3:23.1	3/27/1965
Curry, R. Frazier, Mattoon, Chambers	3:20.4	3/18/1950	Megargee, Rubin, Aiello, Chambers	3:23.1	4/5/1947
McNeill, Cassin, Reed, Spiers	3:20.4	4/1/1933	Griffin, Purdue, How. Smith, Quigley	3:23.2	3/19/1955
Boggs, Grant	3:20.6	4/9/1966	Kaer, P. Wallace, Lewis, B. Smith	3:23.2	3/12/1927
Joyce, Trentadue Parsons, Dow, McNeil, Oswald	3:20.6	4/11/1931	Morley, Tackett, Iacono, Grosse	3:23.3	5/6/1944
Irons, Caffery, Lemons, T. Smith	3:20.7	4/12/1957	LeGar, Cromwell, Prentice, Upton	3:23.3	4/26/1941
Aiello, Stocks, Chambers, DeLoach	3:21.0	3/12/1949	Slosson, Aiello, Megargee, Chambers	3:23.4	3/29/1947
Meisenheimer, Albright, Upton, Er. Miller	3:21.0	4/22/1939	McNeill, Cassin, Warburton, Ablowich	3:23.4	3/18/1933
Niersbach, P. Wallace, Lovejoy, B. Smith	3:21.0	2/27/1926	McDaniel, P. Wallace, Lewis, B. Smith	3:23.4	3/28/1927
J. Bradley, Har. Taylor Laudenbach, Norton	3:21.2	5/7/1949	Niersbach, P. Wallace, McDaniel, Lovejoy	3:23.4	3/20/1926
Bastajian, Oswald, Woessner, V. Williams	3:21.2	3/14/1931	B. Anderson, Bailey, Callis, B. Miller	3:23.5	5/1/1943
Spiers, Reed, Carter, Ablowich	3:21.3	4/22/1933	J. Thomas, Wachtler, Wal. Smith, LeGar	3:23.7	3/21/1942
Lewis, P. Wallace, Sauers, B. Smith	3:21.4	4/16/1927	Bryans, Barry, Tackett, Iacono	3:23.9	5/13/1944
1923	3:21.4	2/17/1923	Munn, Edling Gaskill, Farlow,	3:24.1	5/2/1959
B. Miller, Iacono, Callis, Bourland	3:21.5	3/20/1943	Griffin, Beaman, Hendrix, Lea	3:24.1	3/14/1953
Barry, Tackett, Iacono, Grosse	3:21.7	4/22/1944	Risinger, P. White, Purdue, Coburn	3:24.3	4/3/1954
Walters, Graybehl, L. Johnson, Beaton	3:21.8	3/4/1978	N. Franklin, Young, F. Kelly, Tipton	3:24.4	4/10/1915
Moody, Link Bowie, Heet	3:21.8	5/1/1965	B. Miller, Wachtler, Slosson, DeLoach	3:24.5	5/4/1946
Griffin, Hoover, Hendrix, Lea	3:22.2	5/3/1952	War. Smith, Iacono, B. Miller, Bourland	3:24.7	5/29/1943
Rollo, Boggs, Grant, Hoilet	3:22.3	4/23/1966	Smallwood, Cassin, Cartwright, Bush	3:24.8	3/9/1935
Laudenbach, Lane, Har. Taylor, Nicholson	3:22.3	3/24/1951	1923 C. Johnson, Stevens,	3:24.8	3/24/1923
Grosse, Iacono, Bryans, Tackett	3:22.3	6/10/1944	De La Rosa, Hoyt	3:25.0	5/5/1962

The Relays

Saffell, Manning, Reed, Foore	3:25.0	3/13/1931	Kamp, Wallis, G. Brown, J. Thomas	3:30.0	4/15/1941
Dow, Bastajian, Reed, Woessner	3:25.2	4/2/1932	Saffell, Ablowich, Holmes, Reed	3:30.0	4/21/1931
Munn, Gaskill, Farlow, Marlin	3:25.4	3/13/1959	Maxwell, Bastajian, Pearson, V. Williams	3:30.4	3/23/1929
Wright, Shencopp, Nardi, Benton	3:25.6	6/5/1961	Albright, Meisenheimer, L. Zamperini, Lytle	3:30.6	3/26/1938
Moody, Iacono, B. Anderson, J. Johnson	3:25.6	4/25/1942	Stocks, J. Bradley, Hoover, Hendrix	3:30.7	3/22/1952
1925	3:25.6	2/28/1925	McNerney, Bonebrake, Olson, Bush	3:31.0	4/3/1937
1921	3:25.6	3/29/1921	Mueller, Smutz, Woods, Grumbles	3:31.0	3/16/1924
1954	3:25.7	5/8/1954	N. Franklin, F. Kelly, Laird, Drew	3:31.0	3/28/1914
McFadden, Maxwell	3:25.8	3/30/1929	Carson, Scott, M. Stewart, Grosse	3:31.2	4/9/1943
Bastajian, Borah			Torkelson, O. Anderson, Mueller, Grumbles	3:31.2	3/22/1924
Risinger, Quigley, Cole, Purdue	3:26.0	3/26/1954	Adams, Bastajian, Maxwell, E. Kirks	3:31.8	2/26/1927
F. Kelly, Laird, Hodge, S. Jackson	3:26.0	3/15/1913	Isenhouer, Leahy, G. Wilson, Schiller	3:31.8	4/23/1921
Munn, Edling	3:26.1	4/25/1959	Gower, K. Wallace, Stein, Lennox	3:31.8	3/12/1910
Newell, Farlow, M. Montgomery, Griffin,	3:26.2	3/24/1951	Berger, Courtney, Hodge, Johnson	3:32.0	3/1/1913
Wright, Lea	3:26.2	4/22/1939	Young, F. Kelly, Drew, Tipton	3:32.2	4/17/1915
Malone, Kennedy, Weed, Bourland			Leahy, Wright, G. Wilson, Schiller	3:33.0	3/5/1921
1922	3:26.2	4/15/1922	K. Wallace, Gower, W. Hall, Lennox	3:33.2	2/22/1910
Barry, Wakeling, Tackett, Iacono	3:27.0	4/29/1944	1913 Burek, Nordahl, Lennox, Newmire	3:34.0 3:34.2	2/22/1913 3/2/1907
Maston, Crank, Kerns, War. Smith	3:27.1	4/27/1940	Hall, Walton.	3:35.0	2/25/1911
Kirks, V. Adams, Gloege, Maxwell	3:27.4	3/17/1928	L. Smith, K. Wallace Paddock, Hughes,	3:35.4	4/3/1923
Wilcox, G. Wilson, Isenhouer, Schiller	3:27.4	2/29/1920	F. Hughes, Martz Moseley, Beebe,	3:36.0	3/4/1916
Risinger, Cole, Purdue, Coburn	3:27.7	3/19/1954	Martin, R. Clark Newmire, Burek,	3:36.0	3/20/1909
M. Montgomery, M. Stewart, Griffin, Sweet	3:27.7	5/5/1951	Reed, Lennox R. Fergusson, Nordahl,	3:36.0	3/20/1909
McFadden, Dorfner, Pearson, Bastajian	3:28.6	3/16/1929	C. Wilson, Parsons Skvarna, Fry,	3:36.2	3/25/1905
Corley, Roulac, Skinner, Bonebrake	3:28.8	4/17/1937	Sandeit, Ballew Hoffman, McMillan,	3:36.6	3/25/1958
Martz, McDaniel, Starry, Torkelson	3:28.9	4/11/1925	G. Wilson, Schiller Grumbles, Woods,	3:36.6	4/12/1919
Rainey, Parker, Hunt, O'Toole	3:29.0	3/30/1963	Hughes, T. Clark Cromwell, Prentice,	3:36.7	3/8/1924
Laird, Berger, S. Jackson, Hodge	3:29.0	2/15/1913	War. Smith, Upton Burek, Lennox,	3:37.0	4/19/1941
Larrabee, Decker, Coyle, Ledesma	3:29.1	5/15/1953	Nordahl, Breitkreutz Small, Scott,	3:37.0	4/19/1941
J. Wallace, Mitchell, Stocks, Barnard	3:29.1	5/8/1948	Steward, Grosse Wilcox, Moseley,	3:37.4	3/19/1906
Quigley, Cole, Purdue, Coburn	3:29.2	3/10/1954	Martin, R. Clark Burek, Newmire	3:37.4	3/19/1906
Cookman, Berger, Laird, S. Jackson	3:29.4	3/29/1913	Shute, Nordahl	3:37.6	5/1/1943
Newmire, Nordahl, Lennox, Shute	3:29.4	3/30/1907		3:37.6	5/1/1943
Gower, Walton, K. Wallace, Lennox	3:29.6	3/19/1910		3:37.6	5/1/1943
P. Wallace, Thompson, Lovejoy, Her. Smith	3:29.9	2/20/1926		3:37.8	3/25/1916
				3:39.0	2/22/1907

The Relays

Bailey, War. Smith, Bourland, Iacono	3:40.4	5/15/1943	M. Montgomery, B. Taylor M. Clark, Wing	7:36.2	5/21/1955
Seymour, Keagy, D. Miller, C. Wilson	3:40.0	2/23/1903	1979	7:36.4	2/24/1979
Newmire, Hall, G. Richardson, Lennox	3:40.4	2/20/1909	1963	7:36.7	5/11/1963
1905	3:41.2	2/23/1905	Stanton, C. Johnson, Oakley, Bess	7:37.4	2/22/1964
Bickford, R. Miller, C. Wilson, R. Fergusson	3:51.2	2/12/1902	2007	7:38.72	2/24/2007
Seymour, Keagy, R. Fergusson, C. Wilson	3:53.8	3/1/1902	Powers, Reading, Weed, L. Zamperini	7:39.0	5/17/1940
Atkinson, Nordahl, C. Wilson, Parsons	3:56.0	3/4/1905	Gibb, Cox, Buck, Carr	7:39.7	5/9/1964
2 MILE/3200 RELAY (4 x 880/800)			Mitchell, W. Wilson, Pruitt, Chambers	7:39.7	5/14/1949
Link, Buck, Bess, Carr	7:17.4	5/13/1966	2010 "B"	7:40.51	3/13/2010
2006	7:18.58	4/8/2006	Purdue, P.White, Cole, Coburn	7:41.2	5/15/1954
Link, Joyce, Carr, Buck	7:18.9	5/13/1967	1985	7:42.08	3/16/1985
Schermerhorn, Okash, Griffin, Bunch	7:19.36	4/9/1988	1983	7:42.3	3/12/1983
Oakley, Buck, Bess, Carr	7:19.4	5/14/1965	Amador, Prophet, M. Montgomery, B. Taylor	7:43.3	4/17/1954
Way. Farlow, Lile, War. Farlow, Hogan	7:20.6	5/18/1962	1984	7:43.4	3/10/1984
Kern, Aldridge, C. Johnson, Beaton	7:23.6	5/8/1976	2006 "B"	7:43.75	2/25/2006
Tubb, Grant, Link, Trentadue	7:24.0	3/23/1968	2010	7:43.86	2/27/2010
Omwansa, Walters, L. Johnson, Beaton,	7:24.8	3/25/1978	Garcia, Jepson, Mitchell, Wehking	7:44.8	5/19/1951
McLeod, Wing, Kirkby, T. Anderson	7:24.8	5/24/1957	Holman, Bethany, J. Jackson, Savage	7:45.05	3/7/1981
Lemons, McLeod, Shankland, T. Anderson	7:25.0	5/16/1958	Portanova, Finch, Jensen, Roulac	7:46.6	3/6/1938
Bunch, R. Gomez, D. Young, Schermerhorn	7:25.19	3/29/1986	Harman, Wing, M. Clark, McLeod	7:47.3	3/3/1956
Quigley, Wing, Cockburn, Kirkby	7:26.7	5/26/1956	2012	7:47.45	2/28/2012
Trentadue, Joyce, Grant, Buck	7:28.6	3/25/1967	Irons, Petersens, Lemons, T. Anderson	7:47.5	3/7/1959
Murray, Eggleston, Lile, War. Farlow	7:28.7	4/28/1962	Rogers, War. Farlow, Irons, Way. Farlow	7:47.6	4/23/1960
Lemons, T. Smith, T. Anderson, Shankland	7:28.8	5/9/1959	Balzaret, War. Farlow, Hasserot, Way. Farlow	7:47.7	3/4/1961
Lile, C. Johnson, Eggleston, Hogan	7:29.2	3/2/1963	J. Anderson, Bova, Pruitt, Chambers	7:47.8	5/22/1948
Holman, J. Jackson, Savage, Omwansa	7:30.8	3/8/1980	Jepson, M. Montgomery, Sweet, Hoover	7:48.1	5/17/1952
Reilly, Beaton Kern, L. Johnson	7:31.96	5/10/1975	LeGar, Lane	7:48.2	5/16/1942
Mattoon, W. Wilson, Pruitt, Chambers	7:32.1	5/11/1950	Weed, Wal. Smith	7:48.3	5/10/1931
Carr, Burks, C. Jones, S. Crane	7:31.6	3/27/1971	Callahan, Hammatt, Fitzmaurice, Halstead	7:48.3	5/10/1931
McLeod, Wing, Cockburn, Kirkby	7:32.5	5/11/1957	1987	7:49.8	3/15/1987
Bezamat-Homer, Sekretarski B. Shaw, N. Anderson	7:35.09	3/14/2009	2010 "B"	7:50.43	2/27/2010
Tr. Campbell, C. Brown, Burks, Baxter	7:36.2	4/28/1973	Frisby, V. Adams, Heilman, Niersbach	7:50.4	2/27/1926
			2012 "B"	7:50.58	2/28/2012
			Portanova, Roulac, Jensen, Bush	7:51.6	3/6/1927
			Philyaw, Gausepohl, Gorney, Sekretarski	7:51.84	3/1/2009
			1932	7:52.2	5/14/1932
			Marin, Way. Farlow, War. Farlow, Lile	7:53.4	2/23/1962
			P. White, M. Montgomery, B. Taylor, M. Clark	7:54.8	3/5/1955
			Thoeny, Jensen, P. Zamperini, Bush	7:55.5	3/7/1936

The Relays

Fitch, Powers, Reading, L. Zamperini 2010 "C"	7:55.9	3/18/1939	SMR	Dexter, Manning,	3:15.2	4/5/1986
Sink, Tackett, J. Anderson, Iacono	7:56.74	3/13/2010		Hedgepeth, Bunch		
Wilkins, R. Thomas, Remick, Brewington	7:56.7	5/20/1944		Cawley, D. Morris, Cortese, Hogan	3:18.0	4/27/1963
Cleary, Norton, Wehking, Jepson	7:57.24	3/12/2011		Simmons, Gilkes, C. Brown, Beaton	3:19.5	3/1/1975
C. Campbell, Silva, N. Anderson, Bensimon	7:57.3	5/20/1949		Rashad, DeYoung, Hughes, B. Shaw	3:23.39	3/1/2009
2010 "C"	7:58.46	3/1/2009		S. Jackson, Morrisette, DeYoung, N. Anderson	3:23.64	3/14/2009
P. Zamperini, Lantz, Benavidez, Bush	7:58.63	2/27/2010		Egbe, Abram,	3:24.44	3/12/2011
M. Clark, Shankland, T. Anderson, Cockburn	7:59.6	3/9/1935		A. Brown, Mance Talsky, Kiloh,	3:24.4	3/2/1963
Way. Farlow, Rogers, War. Farlow, Lemons	8:01.9	3/9/1957		Polkinghorne, C. Johnson M. Andrews, Kanchan.	3:25.89	3/16/2013
1991	8:02.2	2/27/1960		Wyatt, R. Thomas J. Price, Hughes,	3:26.14	3/14/2009
Amador, Beeman, M. Montgomery, B. Taylor	8:02.99	2/24/1991		Walker, B. Shaw 2010	3:26.51	3/13/2010
2002 "B"	8:03.8	3/6/1954		T. Smith, Weeks, Waldron, Lemons	3:26.6	4/23/1960
2002	8:04.44	2/16/2002		1999	3:26.91	2/27/1999
Hansen, Burke, Halstead, McGeagh	8:05.12	2/16/2002		1998	3:26.93	2/28/1998
Mitchell, Mattoon, Pruitt, Chambers	8:06.8	4/26/1930		Buck, Sherman, Lee, Carr	3:27.1	3/6/1965
Feldman, Hansen, O. Kirks, Woodruff	8:07.8	3/12/1949		1998 "B"	3:27.24	2/28/1998
2013 "B"	8:08.1	2/26/1927		2010 "B"	3:28.23	3/13/2010
Schurr, Lovejoy, Gloege, V. Adams	8:09.48	2/23/2013		2011 "B"	3:29.23	2/26/2011
Cook, Patterson, Fitzmaurice, McGeagh	8:09.6	2/26/1927		1999 "B"	3:29.30	2/27/1999
Bezamat-Homer, Heffern Collins, B. Shaw	8:09.9	3/8/1930		2010 "C"	3:30.18	3/13/2010
Cole, Kirchoffer, L. Smith, Tipton	8:16.74	3/1/2009		2005	3:32.47	2/26/2005
1991 "B"	8:18.8	2/15/1913		Remick, Niu, Iverson, Yared	3:34.43	3/16/2013
	8:27.24	2/24/1991		2011 "C"	3:44.71	2/26/2011
SHUTTLE HURDLE RELAY			DMR	Griffin, Schermerhorn,	9:40.51	4/9/1988
Tatham, P. Johnson, M. Stewart, To. Campbell	55.25	3/14/1981		Bunch, Okash Buck, Hoiet,	9:40.5	5/13/1967
1982	55.97	4/3/1982		Link, Carr T. Anderson, Lemons,	9:42.1	5/30/1959
O. Williams, T. Andrews, F. Shaw, M. Johnson	56.1	3/1/1975		Rogers, Shankland Cawley, Hogan,	9:45.1	5/11/1963
Graybehl, F. Shaw, T. Andrews, M. Johnson	57.1	4/26/1975		Calhoun, Marin Newton, Joyce,	9:45.8	3/23/1969
Halderman, Barnard, Lawrence, Attlesey	58.9	6/2/1950		Trentadue, Oleson 1986	9:48.19	3/1/1986
Hommel, Beweinen, L. Anderson, Kacewicz	59.7	6/7/1940		2006	9:49.99	4/8/2006
Culp, G. Brown, Staley, Cope	59.8	5/11/1935		1982	9:50.16	3/6/1982
Bills, Vignolo, Payne, Welsh	59.8	5/14/1932		L. Johnson, C. Brown, Kern, Beaton	9:50.6	2/28/1975
Strother, Culp. Berry, Lyons	60.6	5/12/1934		Fisher, Clark, Young, Handelsman	9:51.6	3/5/1983
Bills, Vignolo, Stokes, Berry	60.6	5/10/1931		T. Smith, McLeod, Shankland, Truex	9:52.8	5/31/1958
				Cockburn, McLeod, Hale, Truex	9:54.3	5/25/1957
				How. Smith, M. Montgomery	9:54.4	5/21/1955
				Wing, Ledesma Staten, Balzaret,	9:55.5	4/25/1959
				Petersens, Shankland		

The Relays

C. Jones, Burks, Carr, S. Crane	9:56.0	3/27/1971	2005	10:17.96	2/26/2005
E. Richardson, Burks, Lipski, Carr	9:56.5	4/15/1972	2000	10:18.79	2/19/2000
1984	9:56.6	3/10/1984	How. Smith, B. Taylor, M. Montgomery, Ledesma	10:18.7	4/17/1954
L. Miller, Grant, Bowman, Trentadue	9:57.2	3/26/1966	2008	10:18.91	2/23/2008
Doll, Goettlemann, Calhoun, Marin	9:57.6	3/2/1963	Upton, War. Smith, Malone, Weed	10:20.4	5/17/1941
2012	9:57.78	2/28/2012	Hogan, Farlow, Eggleston, Marin	10:20.8	2/23/1962
1956	10:00.2	3/31/1956	2002	10:21.06	2/16/2002
Larrabee, B. Taylor, Montgomery, Ledesma	10:00.7	5/22/1954	2011 "B"	10:21.19	2/26/2011
Curry, Wehking, Bailey, Newcomb	10:01.0	5/20/1950	1956	10:22.6	3/10/1956
Talsky, Goettlemann, Calhoun, Marin	10:01.3	2/23/1963	Aiello, Serfas, Nash, Sink	10:24.3	3/27/1948
J. Bradley, Hoover, M. Montgomery, Garcia	10:02.3	5/17/1952	Talsky, O'Toole, Murray, Goettlemann	10:24.4	2/22/1964
Er. Miller, Reading, Finch, L. Zamperini	10:03.3	5/13/1939	DeLoach, Berry, Bova, Sink	10:25.2	5/17/1947
H. Jackson, C. Jones, Carr, S. Crane	10:03.8	3/6/1971	2013	10:26.89	2/23/2013
T. White, Walters, Perez, Omwansa	10:04.2	3/10/1979	Lea, Beeman, M. Montgomery, Ledesma	10:27.2	3/6/1954
1965	10:04.2	3/6/1965	2005 "B"	10:30.05	2/26/2005
1999	10:04.68	2/27/1999	Balzaret, Way. Farlow, War. Farlow, Rogers	10:31.2	2/27/1960
Vanderstock, Grant, Link, Carr	10:04.6	3/25/1967	2008 "B"	10:31.30	2/23/2008
Larrabee, M. Clark, Wing, Ledesma	10:07.0	4/9/1955	Silva, Tennefoss, Komen, Carley	10:32.32	3/1/2009
Hogan, Lile, Way. Farlow, Marin	10:07.3	3/3/1962	2011 "C"	10:33.33	2/26/2011
Er. Miller, Jensen, Roulac, L. Zamperini	10:07.5	5/14/1938	DeLoach, Chambers, Bova, Sink	10:33.3	5/22/1948
Rouillac, L. Zamperini Slosson, Pruitt, Bova, Sink	10:07.8	5/15/1948	Balzaret, Lopez, Petersens, Rogers	10:34.9	2/28/1959
1998	10:08.46	2/28/1998	2011 "D"	10:35.41	2/26/2011
Upton, Reading, Weed, L. Zamperini	10:08.5	5/11/1940	Philyaw, Collins, Matoesian, S. Cawley	10:38.38	3/1/2009
2011	10:08.68	2/26/2011	Kitchen, Cockburn, Robertson, Truex	10:40.0	3/22/1958
Crank, War. Smith, Lane, Weed	10:08.6	5/16/1942	Griffin, Stewart, M. Montgomery, Root	10:42.0	3/24/1951
Hogan, War. Farlow, Eggleston, Hasserot	10:10.5	2/25/1961	Barry, Iacono, Tackett, Sink	10:44.0	5/20/1944
Nicholson, Wehking, Garcia, Newcomb	10:10.6	5/12/1951	1991 "B"	10:46.68	2/24/1991
Curry, Mitchell, Cherry, Newcomb	10:12.4	5/13/1950	Bryans, Iacono, Tackett, Sink	10:47.8	6/3/1944
Larrabee, B. Taylor, Ledesma, Wing	10:12.9	3/5/1955	1998 "B"	10:48.37	2/28/1998
2015	10:13.32	2/28/2015	J. Thomas, War. Smith Lane, Weed	10:49.0	3/21/1942
Bonebrake, Jensen, P. Zamperini, Lantz	10:14.7	5/16/1936	Woolsey, Tackett, Elias, J. Anderson	10:52.6	4/7/1945
M. Andrews, Bogie, Irverson, K. Washington	10:15.33	4/6/2013	2008 "C"	11:00.30	2/23/2008
Larrabee, Coburn, Truex, Wing	10:15.8	3/3/1956	1991 "C"	11:00.64	2/24/1991
McCarthy, E. Johnson, Webster, Benavidez	10:15.9	5/12/1934	Gausepohl, S. Cawley, Brewington, Gorney	11:14.60	3/1/2009
1991	10:16.36	2/24/1991			
Wells, Caffery, T. Smith, Lemons	10:16.4	5/24/1957	4x1600 Relay 2002	17:44.92	2/16/2002

EPILOGUE

Hope this supplement has been a pleasure to read. My reflections might have missed some details, but the intent was to document everyone who has competed for the USC Track & Field program.

I will try to make corrections so if you notice any typos or other errors, please drop me an [email](#).



