

Affordable Spas & Pools, Inc.

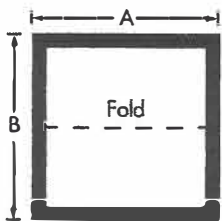
4343 Main Street
Springfield, OR 97478
P: (541) 744-5908 F: (541) 334-6119
www.rebuiltspas.com

Customer Information:	
Customer Name	
Address	
Phone	

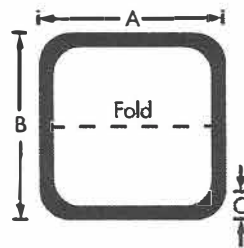
Spa Information:	
Make	
Model	
Year	PO #
Order Date	Sales Person

#1. Check your style of cover or draw on a separate piece of paper. "A" is ALWAYS THE HINGE LENGTH!

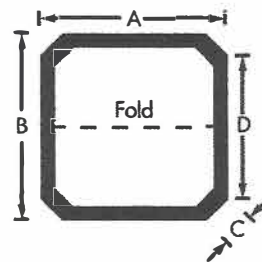
☐ Square Corner



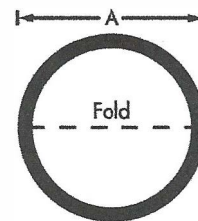
☐ Radius Corner



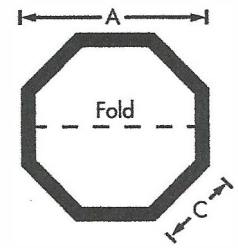
☐ Cut Corner



☐ Round



☐ Equal Octagon



#2. A: _____ B: _____ C: _____ D: _____

#3. Skirt Length: _____

#4. Color: _____

#5. Foam

Outdoor:

☐ 4x2

☐ 5x3

☐ 6x4

Under Cover:

☐ 3x2 (1.0 lb NA)

☐ 4x3

#7. Locks

☐ 4 Std ASTM

☐ 2

☐ None

☐ Other: _____

#8. Vapor Barrier

☐ Double

#6. Density

☐ 1.0 lb

☐ 1.5 lb

☐ 2.0 lb

#9. Insulated Hinge

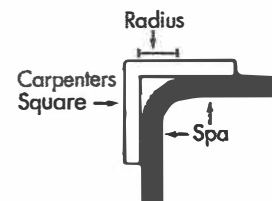
☐ Yes

#10. Cover Lift Prep

☐ Yes

Additional Info:

How to Measure a Radius



Please see ALL diagrams and fill in ALL required information - Steps 1 through 10. PLEASE MEASURE CAREFULLY. All measurements should be in inches ONLY - NOT feet & inches. "A" will represent the hinge length in ALL covers - make sure it is represented correctly on this form. Spa covers are custom handcrafted items made from the information provided on this form. The manufacture will not be held liable, more will they accept any returns for incorrect measurements and/or specifications.

Customer Signature: _____ Date: _____