

# Dispatcher

**Bring to the May 14 meeting:**

- > Auction Quilts
- > Name badge for raffle ticket
- > Quilts for Show & Tell



Source: [peggymartinquilts.com](http://peggymartinquilts.com)

## Peggy Martin's Twist on Traditional Designs

Visiting the guild at the May 14 meeting, Peggy Martin will present her "Beyond Tradition" program. She will provide examples of how to expand your creativity by using traditional quilts to inspire your own fresh designs. On Wednesday the 15th, Peggy will conduct her "Great Designs from Simple Lines" class to those guild members lucky enough to have signed up.

Quilting now for more than 30 years, Peggy began by hand

piecing and hand quilting, but as the tools improved, her methods also changed with the times. She began looking for and finding faster and easier ways to make her quilts and then turned to teaching those methods to her students.

Peggy especially enjoys taking a traditional quilt design and tweaking it with new variations and playing with the colors so that the results are anything but traditional.

Peggy has been quilting since 1981 and presenting programs and workshops to guilds since 1988. She was named Professional Quilter's Teacher of the Year in 2010. She is an award winning quilter and has exhibited in national shows.

She's still embracing new methods and recently began offering a Quick-Strip Paper Piecing course on Craftsy ([www.craftsy.com](http://www.craftsy.com)) which

*(Continued on page 4 - Peggy Martin Visits)*

**Inside this issue:**

Show & Tell	2 & 3
Intro to Craftsy	2
Bits & Pieces	4
Happy Birthday	4
October In-Guild Show Rules	5
Library Highlights	5
Refreshments	5
Calendar	6

## Dresses with Attitude Shared by Judy Leonard at April Meeting

April's speaker, Judy Leonard, has been married for 55 years, has seven children and 21 grandchildren and is a past president of the San Fernando Valley



Judy Leonard's cat themed dress

Quilt Association and Glendale Quilt Guild, and has an extensive collection of pieced and embellished dresses that she has been making for years.

*(Continued on page 4 - Dresses)*

# Show & Tell



Left to right: Judy Scrivner made this flip flop coin purse; Diane Armstrong shows her small flower basket; Kandi Harrower and friend hold Kandi's Texas themed quilt.



Left to right: Joyce Gwinner made this patriotic top for the Quilts of Valor project; Diane Armstrong and Kathy Mekemson hold Kathy's recently completed mystery quilt which Kathy scattered appliqued leaves over for her own personal touch.

## Intro to Craftsy - Take Classes in Your Jammies

If you enjoy taking classes on a wide variety of topics but either don't want to wait until a topic you're interested in is offered locally, if you don't have time to take off work to take classes spread over several days, or if you are just addicted to taking classes just because, you might want to take a look at the offerings on [Craftsy.com](http://Craftsy.com).

Craftsy hosts a wide variety

of online classes in sewing, quilting, knitting, cake decorating, and other crafts taught by well-known artists in each of the fields. Instructors in quilting include Peggy Martin, Norah McMeeking, Laura Wasilowski, and many others. The classes are organized into lessons that can be done at your own pace and you have access to repeat them as often as you belong to Craftsy which you can join at no

charge. Classes run at \$25-\$40 but are frequently offered at discounted rates. I've enrolled in several classes and picked up great tips and techniques. I find that the classes have an advantage over DVDs in that you can submit questions to the instructors and receive responses from them and you can choose to interact online with other students and post a photo of your finished class projects.

*-Beth Stanton*

### ...Show & Tell, continued



Clockwise from above: Kathy Mekemson shows her coffee themed wall-hanging; Joyce Gwinner made these cheerful potted tulips; Susan Butler shows her green with pink (stack & whack?) swirls; Joyce Gwinner made these daisies based on Marlene Bowman's March demo.



Left to right from above: Joyce Gwinner displays her table runner; Beth Stanton made this bright flower and pots for the auction; Kathy Mekemson made this flowers and angels quilt.

## Bits & Pieces

### Vacancy on Board

Eileen Burns has resigned her position as guild secretary which means that the position needs to be refilled. Duties include recording the minutes and providing copies of previous minutes at board meetings and recording votes taken at general meet-

ings. If you are interested in serving as secretary, please contact Kim Ogilvie.

### Check it Out!

Librarian Darlene Packard-Mossman reports that five of the six totes were checked out at the April guild meeting! That means over one hundred of the guild's library books were in the hands of the members this month.

Even if you don't plan to start a project right now, browsing the books at home just might give you inspiration, motivation, and spark that will help you to finish those UFOs. Don't forget! The titles and authors of each book in the library is on the PNQG website (See [PNQG Library Holdings](#) on the Member Information page.) Check it out!



Nancy Fogo took charge of the April meeting.

### Meet the Artist -

Join Peggy and other guild members before the general meeting at 5pm for a no-host dinner at Mexico Lindo on Evergreen.

## Peggy Martin Visits Guild in May

*(Continued from page 1)*  
means that anyone with a decent internet connection can take her class at their convenience.

She is the author of

several books covering her paper piecing techniques and patterns including *Quick-Strip Paper Piecing* and *Paper Piece the Quick-Strip Way*.

Join Peggy and other guild members for a "Meet the Artist" pre-meeting dinner (no-host) at 5pm at Mexico Lindo on Evergreen.

## Dresses

*(Continued from page 1)*  
The dresses are pieced out of scraps and old linens and tablecloths, doilies, specially purchased theme fabrics, buttons, laces and ribbons that all come together in fanciful concoctions. Within her guilds she became well known for the dresses and members were always interested in what the next one would be. In one instance, she explained, a friend warned her not to wear

Detail of one of Judy's dresses.



one of the dresses to a show that they would attend together as people tended to stop Judy to exclaim over the designs, so, Judy, being Judy, made a special quilt show themed one and wore it proudly to the event.



Judy Leonard displays one of her boldly graphic gowns.

Happy Birthday!

- Corinne Baker
- Nancy Barto
- Cristy Close
- Lynn Crawford
- Lorrie Havens
- Kathy Lee-Smith
- Brenda Martin
- Debbie McAfee
- Darlene Packard-Mossman
- Tina Stuart
- Staci Sweazey
- Ginger Wheeler

## Entry Rules for October In-Guild Show

A proposal to hold an in-guild show was made at



Quilts on display at PNQG's 2012 auction

the March meeting. Following is a list of rules and award categories that

have been developed:  
**Rules:**

- > Any current member of PNQG may participate
- > First entry is free, all others have a \$5 entry fee. First and second entry are guaranteed a showing; third and above only if space allows
- > Entry is to be three (3) quilted layers (top, batting and backing)
- > Entries must have been completed after January 1, 2010
- > No quilts will be accepted without pre-registration entry form
- > Entry makers' labels must be covered

### Award Categories:

- > Best Use of Color
- > Best Holiday
- > Best Children's
- > Most Wrightwood
- > Hand Quilted
- > Machine Quilted

### Refreshments

Marlene DeJongh  
Sally DuPont  
Nancy Walczynki  
Brenda Martin

### Door Prize

Mary Jones



- > Best Applique
- > Off the Wall: For a quilt with originality, personality and thoughtfulness that will make the viewer smile or reflect.

## PNQG Library Highlights

If you have a rotary cutter, a sewing machine, and a stash of fabric scraps, just add **Scrap-Mania** as the final ingredient for fabulous quilts! Find 17 template-free quilt patterns for all skill levels. **Tote 1**

**Celtic Quilts'** all-new, timesaving techniques show quilters how to create exquisite, interlacing Celtic patterns more simply and quickly than ever before. Just "baste" designs with fusible web, machine appliqué with "invisible" stitches, and add dramatic color and texture with decorative threads. A mix of ancient and modern Celtic patterns is provided. Includes: Complete instructions for 12 beautiful Celtic wall quilts, pillows, and table runners. Elegant block, medallion, and border pat-

terns, all given a fresh look with color-rich prints. Tips on making stained-glass style Celtic quilts with ready-made 1/4" bias strips. **Tote 1**



## PNQG 2013 Board and Chair Positions

- > **President:** Kim Ogilvie (249-4250)
- > **VP Programs:** Nancy Fogo (220-5862) & Lenor Ferris (868-3295)
- > **VP Membership:** Linda Tashiro (249-5209) & Christy Close (240-3019)
- > **Secretary:** Vacant
- > **Treasurer:** Marion Hall (249-5028)
- > **Auction:** Kathy Mekemson (249-5684) & Diane Armstrong (249-6548)
- > **Christmas Quilt:** Christy Close (240-3019) & Alice Smith (247-8740)
- > **Hospitality:** Susan Butler (246-8803) & Teresa Howard
- > **Librarian:** Darlene Packard-Mossman (912-7947)
- > **Mystery Quilt:** Cristy Marxsen (244-8206)
- > **Newsletter:** Beth Stanton (249-9037) [btstanton@yahoo.com](mailto:btstanton@yahoo.com)
- > **Publicity:** Kandi Harrower (868-1096)
- > **Raffle:** Joyce Gwinner (249-5315)
- > **SCCQG:** Joyce Gwinner (249-5315)
- > **Sunshine:** Alice Smith (247-8740)
- > **Website:** Beth Stanton (249-9037)




Kathy Mekemson solicited volunteers to work the upcoming auction.

# Pine Needles Quilt Guild

PO Box 2800  
Wrightwood, CA 92397

[www.pnqg.org](http://www.pnqg.org)



When you sew at your machine  
do you wear shoes or not?  
Respond to the online [survey](#)  
and find out what guild members  
are doing.



Last day to submit items for  
June newsletter is May 24

## Calendar

- > May 14 - Peggy Martin - Beyond Tradition
- > May 15 - Peggy Martin Workshop: Great Designs from Simple Lines
- > May 25 - June 2 - San Bernardino County Fair, [www.sbcfair.com](http://www.sbcfair.com)
- > June 3 - SB County Fair: Quilts released 1-4pm; Large quilts released at 3pm
- > June 11 - Cindy Rinne - Solitude...Where Ideas Begin
- > June 29 - Mini Quilt Auction at Wrightwood's Mountaineer Days
- > July 9 - Potluck Picnic
- > August 13 - Anelie Belden - Trunk Show
- > August - Anelie Belden Workshop: Jelly Roll/Split Blade Dresden
- > September 10- Leah Zieber
- > October 8 - Guild Quilt Show and President's Challenge quilts due
- > November 12 - Quilt Grab!
- > December 10 - Christmas Dinner

You will LOVE our Prices, Quality & Friendly Service

**BERNINA** baby lock  
Husqvarna VIKING

[www.redlandssewingcenter.com](http://www.redlandssewingcenter.com)

**R E D L A N D S**  
**Sewing Machine Center**

422 E. State Street • Redlands, CA 92373  
(909) 792-3994 • (888) 522-7200 • (909) 793-4755

brother JANOME JUKI  
JUKI AMERICA, INC.