

Dispatcher

Bring to the June 11 meeting:

- > Auction Quilts
- > Name badge for raffle ticket
- > Quilts for Show & Tell



"Under a Cloud Bridge" by Cindy Rinne

Cindy Rinne Presents Mixed Media Textile Art

Combining poetry with mixed media collage, Cindy Rinne creates works of art to tell her story. She explains through her website (www.fiberverse.com)

that:

Each fiber work is its own journey. I use many different materials to create mixed media textile art. People give me pieces of their past in fabrics, vintage buttons and laces so each art work represents community. There are layers

revealing destruction, change and beginnings. Thread is drawn free-form like paint on canvas. Drawing and painting with markers, inks and paints brings the individual work of my hand. Additional layers of embellishment and hand embroidery add texture and dimension. This is a connective process that creates a whole out of pieces.

When people bring their own story to my art work, I see that the universal aspect of the work strikes a chord with the viewer.

An artist for more than 30 years, Cindy has been creating visual poetry for more than half that time. She combines paint, thread painting, and stamps, transforms with bleach or burning, and embellishes with vintage lace, fabrics and buttons.

She will be speaking on the topic of "Solitude—Where Ideas Begin" when she visits the guild at the June 11 meeting.

Inside this issue:

| | |
|--------------------------------|-------|
| Show & Tell | 2 & 3 |
| Additional Peggy Martin Quilts | 3 |
| PNQG at the Fair | 4 |
| Library Highlights | 4 |
| Quilt Show Entry Form | 5 |
| Bits & Pieces | 5 |
| Calendar | 6 |

Twists and Turns with Peggy Martin

With her large collection of quilts serving as samples, Peggy Martin showed guild members that you can take a collection of the same blocks, turn them different ways and you'll get very different looking and sometimes surprising results. Then change the lights to darks



Kim Ogilvie and Nancy Fogo assisted speaker Peggy Martin by holding quilts at the May meeting. Peggy's quilts also served as a colorful backdrop to the evening's lecture.

and darks to lights and you get a whole new collection of possibilities.

Peggy's trunk show included so many beauti-

ful quilts that illustrated how one block quilts made with well contrasted colors create exciting results.

Show & Tell



Clockwise from left: Marlene DeJongh made this quilt for her granddaughter's wedding. Joyce Gwinner assists; Vivian Newton showed Stephani Neal's scalloped heart; That's Flo Souza behind these patriotic pinwheels; Lorrie Havens and Joyce Gwinner brought purses they made; Susan Butler completed her panda made from a Rob Appel pattern.

Refreshments:

Kim Small


Lynn Crawford

Judy Lesseg

Kandi Harrower

Door Prize:

Cristy Marxsen



Clockwise from right: Diane Armstrong and Rose Burcher display this Material Girls' schoolhouse quilt; Raggedy Ann and Andy are featured on Harriett McGlothlin's quilt; Kim Small used ice skaters fabric as the focus of her design; Elisa Gurley's finishing this snoozing bear; Joyce Gwinner's caterpillars inch along this top; Marlene Bowman finished the reverse applique project that began as a demo piece.

Show & Tell, continued...



Clockwise from left: Snow is on Marlene Bowman's mind; Bedtime prayers are the subject of Linda Rhoades' piece; Carol Gaines brought hearts, flowers and birds together for this quilt; Rose Burcher and Linda Rhoades show this fractured log cabin that was a group effort; Alice Smith made this icy bear paw variation.



Right: Joyce Gwinner explores different modes of transportation; Above: Teresa Howard's clown fish peeks out from this quilt top.

Happy Birthday!

Marilyn Caudron
Carol Gaines
Jenifer Harrison
Kandi Harrower
Kathy Mekemson

Survey Says!

Do you sew at your machine with shoes on or off?
 48% Shoes On
 22% Shoes Off
 17% Shoes Off/Socks On
 13% Other (Slippers or depends on the situation)


More of Peggy Martin's work

Here we can see three examples of how using different colors and turning the same block different ways produces surprisingly different patterns.



PNQG at the Fair

Member work seen at the 2013 SB County Fair



These are just a few PNQG items that were spotted at the fair. Clockwise from above: Quilts hang everywhere in the exhibit hall; Susan Butler crafted this beach scene; The coneflowers were made by Darlene Packard-Mossman; Harriett McGlothlin's farm scene charms; Stephani Neal crafted this view of Mt. Whitney; This beautifully illuminated scene is the work of Icky Orr; X marks the spot in this Judy Niemeyer pattern made by Beth Stanton.

Library Highlights


Darlene Packard-Mossman

Roxanne McElroy expertly explains the complexities behind proper stitching and teaches quilters of all levels how they can improve their skills in **The Perfect Stitch**. Quilters will learn to achieve more stitches per inch and create even quilting lines, resulting in a finer quality quilt that both showcases the quilter's creative and technical skills and with-



stands the test of time. Features include: End-of-chapter "workshops" that help quilters practice and build skills; 20 original quilting designs for block, borders, and whole quilts; Drawings and photographs that show precise methods for making perfect stitches. Award-winning quilter and quilt designer Roxanne McElroy was one of the best known and most in-

demand instructors in the country. Her company, Roxanne International, develops and distributes a line of fine quality quilting products. Peggy Martin (our May speaker) was kind enough to donate her book, **Paper Piece the Quick-Strip Way**, to our library. Simple, fun, and easy techniques plus full-size patterns let you create pa-



per-piecing designs that reflect your unique style!

Each member has the privilege of checking out individual books from the PNQG library or even checking out a tote with up to 23 books to peruse over an entire month. Start a new project, get ideas of how to finish a UFO, or just enjoy the information and pictures. Take advantage of your library!

PNQG Quilt Show Entry Form

| | |
|--|-------------------|
| Name: | Phone: |
| Address: | |
| Category: <input type="radio"/> Color <input type="radio"/> Holiday <input type="radio"/> Children's <input type="radio"/> Wrightwood <input type="radio"/> Hand Quilted <input type="radio"/> Machine Quilted <input type="radio"/> Appliqué <input type="radio"/> "Off the Wall" (See May newsletter for explanation) | |
| Quilt Name: | Quilt Dimensions: |
| Made by: | Quilted by: |
| Year Completed: | |

Bits and Pieces

Passing Noted

Guild members were saddened to hear that long-time member Cathy Crase, passed away May 13. According to daughter-in-law

Christy Close, no public services were held. Condolences may be sent to the family via Christy at her home address which can be found on the guild's member list. We'll miss Cathy's quiet smile.

New Board Member

Many thanks to Sandy Collins who graciously volunteered to fill the position of guild secretary.

Home Tour a Go

Kim Ogilvie announced

that three homes and a cookie house have been secured. We still need a fourth house. If you have any leads, please contact Kim with the information: she'll follow up on it.



President Kim Ogilvie contemplates one of Peggy Martin's quilts as she helps display it during Peggy's lecture.


PNQG 2013 Board and Chair Positions

- > **President:** Kim Ogilvie
(249-4250)
- > **Auction:** Kathy Mekemson
(249-5684) & Diane Armstrong
(249-6548)
- > **Newsletter:** Beth Stanton
(249-9037) btstanton@yahoo.com
- > **VP Programs:** Nancy Fogo
(220-5862) & Lenor Ferris
(868-3295)
- > **Christmas Quilt:** Christy
Close (240-3019) & Alice
Smith (247-8740)
- > **Publicity:** Kandi Harrower
(868-1096)
- > **VP Membership:** Linda
Tashiro (249-5209) & Christy
Close (240-3019)
- > **Hospitality:** Susan Butler
(246-8803) & Teresa Howard
(249-5315)
- > **Raffle:** Joyce Gwinner
(249-5315)
- > **Secretary:** Sandy Collins
(948-2116)
- > **Librarian:** Darlene Packard-
Mossman (912-7947)
- > **SCCQG:** Joyce Gwinner
(249-5315)
- > **Treasurer:** Marion Hall
(249-5028)
- > **Mystery Quilt:** Cristy Marx-
sen (244-8206)
- > **Sunshine:** Alice Smith
(247-8740)
- > **Website:** Beth Stanton
(249-9037)

Pine Needles Quilt Guild

PO Box 2800
Wrightwood, CA 92397

www.pnqg.org



Looking for a volunteer to take notes and digital photos for the newsletter at the July 9 picnic. Please contact Beth at btstanton@yahoo.com if you are available.

Deadline for July newsletter submittal is June 21.

Calendar

- > June 11 - Cindy Rinne - Solitude...Where Ideas Begin
- > June 20 - Auction Meeting at Debbie Stefan's: time to be announced
- > June 29 - Mini Quilt Auction at Wrightwood Mountaineer Days
- > July 9 - Potluck Picnic
- > August 13 - Anelie Belden - Trunk Show
- > August 14 - Anelie Belden Workshop: Jelly Roll/Split Blade Dresden
- > September 10- Leah Zieber
- > October 8 - Guild Quilt Show and President's Challenge quilts due
- > November 12 - Quilt Grab!
- > December 7 - Holiday Home Tour
- > December 10 - Christmas Dinner

You will LOVE our Prices, Quality & Friendly Service

BERNINA baby lock
Husqvarna VIKING

www.redlandssewingcenter.com

R E D L A N D S

Sewing Machine Center

422 E. State Street • Redlands, CA 92373
(909) 792-3994 • (888) 522-7200 • (909) 793-4755

brother JANOME JUKI
JUKI AMERICA, INC.