

# Dispatcher

## Bring to the February 10 workshop:

> Your Assigned project materials see article below.

> Class Payment and Certificates for Classroom Sign-ups. Remember that all unused certificates from prior years are still good.

## February 10 Workshop 6:30 pm (No regular Meeting)



**By the Light of the Silvery Moon by Marlene Bowman**

In the past few years we have not had February meetings because of the unpredictable weather. This year we are having a Charity Sew Workshop, with no business meeting, snacks, water, etc. So bring what you need for your self. **If it snows, we are cancelled.**

If you were at the January meeting, you signed up for specific jobs and were given information about what to bring. If you were not there, either email Darlene Packard-Mossman at [doctodar@shandar.us](mailto:doctodar@shandar.us) or

call Mary Bell at 760 218-5415 to let them know which station you would like to work. They will respond to you with what to bring for the various stations  
There will be organized stations of sorters, cutters, pressers, sewers, birthers, and tie-ers.

- Sorters will determine which fabric for tops and which fabric for backing.
- Pressers will need to bring iron and ironing mat
- Cutters - Bring rotary cutter, ruler, cutting mat
- Sewers – Bring sewing

machine, thread, regular sewing supplies

- Birthers - Bring safety pins
- Tie-ers - Bring scissors, darning needle


At the workshop there will be a set process, so listen carefully to directions at the first part of the workshop. Joy Agnew will be the dictator (whoops I mean leader) in charge of the smooth operation of the troops.... Apparently she likes to tell people what to do.

**Attn Sorters:** the Community Center will open at 6 so you can get started early.

### Inside this issue:

Opportunity Quilt	2
Block of the Quarter	2
Membership Dues	2
Board and Chair Positions	3
Upcoming Meetings, Refreshments and Events	4
Quilts by our Stars, and a Message from Librarian	5
Birthdays, Refreshments and Other Events	6

## 2015 Newsletter Editor



Your newsletter editor for this year is Joy Agnew (that's me).

I have been a member of the quilt guild since 1996, and held almost every office and been on almost every committee. There

are just certain things I don't like to do. Well, cooking is one thing, but that's another story. Writing is also one of them, so I promise to do my best in this new job.

If you would like to submit an article, please

send it by email to me at [j.agnew@verizon.net](mailto:j.agnew@verizon.net). Please write it the way you would like to see it, so we can copy it to the newsletter format. Any questions, contact me at or 760 954-8177 or [j.agnew@verizon.net](mailto:j.agnew@verizon.net)

### Opportunity Quilt – by Lynn Crawford

The 2015 PNQG Opportunity Quilt tickets are ready to be sold and we need your help. This beautiful quilt needs to be taken places to be shown and tickets sold. I have lots of tickets to sell that I can give you to take with the quilt. I also have a quilt stand to go with the quilt.

Each guild member will be given 24 tickets to sell (\$20). You can sell these to your friends and family or you can purchase them your-

self! Our goal is to sell over \$2000 worth of tickets this year.

Be thinking about charities that would benefit from the ticket sales. We want to hear from you. There is a jar at the check-in counter where you can put your suggestions. Part of being a 501(c)3 means we need to support other organizations, both with quilts and financial donations.



“Twisted Log Courthouse” is the current Block of the Quarter pattern

### Block of the Quarter—by Beth Stanton

Twisted Log Courthouse" is the current Block of the Quarter pattern which was shown and passed out at the January meeting. A copy of the instructions are included as an attachment to the newsletter. Block of the Quarter is a program in which a pattern is presented to

the membership with suggestions for fabrics and sometimes one or more of the fabrics are provided. Members who are interested in participating make one or more blocks which are turned in by the specified due date. Each block turned in entitles the maker to one chance in the drawing for the col-

lected blocks. If a large number of blocks are turned in, the Block of the Quarter coordinator may choose to split the blocks into two or more sets and have multiple drawings. Please contact Beth Stanton (see pattern package) if you have any questions.

### Membership Dues – From Teresa Howard and Susan Butler

The Pine Needles Quilt Guild dues are \$30.00 per year. With that, you get a \$10.00 Certificate to use at a Guild Workshop. You may also used prior year certificates for workshops.

Starting in July, the dues are prorated to \$15.00 per year. But, if you are an existing member from previous years, you will be required to pay for the full year, to catch up with your lapsed membership.

You will find a membership form attached to this newsletter, or you can download it from our website at <http://www.pnqg.org>.

Please Welcome Your 2015 Guild Officers

<b>President:</b>	<b>Elisa Gurley</b>	<b>985-6917</b>	elisagurley@gmail.com
<b>VP Programs;</b>	<b>Mary Bell</b>	<b>218-5415</b>	mabell19494@yahoo.com
	<b>Darlene Packard-Mossman</b>	<b>912-7947</b>	doctordar@shandar.us
<b>VP Membership:</b>	<b>Teresa Howard</b>	<b>702 400-6603</b>	tchoward33@gmail.com
	<b>Susan Butler</b>	<b>524-7262)</b>	bsandkisses@gmail.com
<b>Secretary:</b>	<b>Carol Gaines</b>	<b>909-559-0099</b>	gainesmath@yahoo.com
<b>Treasurer:</b>	<b>Joanne Tschantre</b>	<b>868-1048</b>	jotschantre@gmail.com

COMMITTEE CHAIRPERSONS

<b>Internal Auditor:</b>	Rose Burcher	662-6652	rojo6652@yahoo.com
<b>Hospitality:</b>	Debbie Stefan	249-6015	debbies@gswater.com
<b>Librarian:</b>	Darlene Packard-Mossman	912-7947	doctordar@shandar.us
<b>Mystery Quilt:</b>	Rose Burcher	662-6652	rojo6652@yahoo.com
<b>Newsletter:</b>	Joy Agnew	249-6068	j.agnew@verizon.net
<b>Publicity:</b>	Marilyn Caudron	249-1098	Marilyn.caudron@verizon.net
<b>Raffle:</b>	Joyce Gwinner	249-5315	bjnpr@verizon.net
<b>SCCQG:</b>	Carol Gaines	909-559-0099	gainesmath@yahoo.com
	Beth Stanton	249-9037	btstanton@yahoo.com
<b>Block of Quarter:</b>	Beth Stanton	249-9037	btstanton@yahoo.com
<b>Website:</b>	Beth Stanton	249-9037	btstanton@yahoo.com
<b>Opportunity Quilt:</b>	Lynn Crawford	249-8869	lynn.crawford@verizon.net
<b>Sunshine:</b>	Alice Smith	247-8740	smitty92307@yahoo.com
<b>Christmas Quilt:</b>	Christy Close	240-3019	quiltgal01@gmail.com
	Alice Smith	247-8740	smitty92307@yahoo.com
<b>Auction:</b>	To Be Filled		
<b>Home Tour:</b>	To Be Filled		
<b>Historian:</b>	To Be Filled		
<b>Parliamentarian:</b>	To be Filled		

**Please Note: 2015 Budget is attached for your review. This will be discussed and your approval will be requested at the March Meeting.**

**March 10 Meeting** - Lecture by Cathy Von Bruggen. Members may check out her work at <http://www.cathyvanbruggendesign.com/>

**Saturday March 14—Workshop** by Cathy Von Bruggen conducting a needle turn appliqué workshop. You will see a sample of our project at the Feb Charity Sew. To sign

up, look for the sign up sheet in February, or you may contact Mary Bell at 218-5415 or Darlene Packard-Mossman at doctor-dar@sandar.us. Full payment is expected at time of sign-up. Class will be offered to other guilds after the February meeting. **See attached Supply List.**

**April 12 Meeting** —Lecture

by Karen Brow. <http://www.javahousequilts.com/> Karen’s topic is Animal Eyes/ Feature a Creature

**Wednesday April 22—Workshop** by Karen Brow—called “Go Fetch”

**Saturday July 4** (date not confirmed) Mountaineer Days and our annual **QUILT GUILD AUCTION** for which we have **NO CHAIRMAN.** Anyone ???



Cathy VanBruggen  
March Speaker

**Birthdays for January and February**

<b>Walczynski, Nancy</b>	3-Jan
<b>Stanton, Beth</b>	15-Jan
<b>Ouimette, Fran</b>	18-Jan
<b>Anderson, Trena</b>	23-Jan
<b>Bowden, Elaine</b>	28-Jan
<b>Ferris, Leonor</b>	31-Jan
<b>Smith, Alice</b>	2-Feb
<b>McGlothlin, Harriett</b>	12-Feb
<b>Fellure, Sheri</b>	19-Feb



**Refreshments and Door Prizes for Regular Meetings**

**Bring your own water if needed to meetings**

**February**

- No Refreshments Served
- No Door Prize

**March Refreshments:**

- Laurie Vonch
- Lenore Ferris
- Nancy Goldstein
- Betty Ann Fudala

**March Door Prize**

- Carol Gaines



A beautiful Wrightwood Sky

**Other Events**

**Road to California** was this last weekend, and it was once again a fabulous quilt show. Many of our guild members were seen at the show enjoying the quilts and spending money at the vendor

booths. Did anyone of us have an entry this year?

See this website for info about upcoming shows and events: <http://www.sccqg.org/events/>

**2-13&14 Valley Quilters Annual Quilt Show**

**2-28&3-1 South Bay Quilter's Guild Show**

**3-13 & 14 Glendale Quilt Show - Home Is Where The Quilt is.**

<http://www.glendalequiltguild.org/quilt-show.html>

**GETTING TO KNOW OUR NEW PRESIDENT, ELISA GURLEY**



My name is Elisa Gurley. Many know me as Lisa. I started quilting when I was in my twenties. I had no patterns and no one to even ask. My husband was stationed in Anchorage, Alaska, and with a one year old, I knew I had to figure something out to keep us warm. Luckily there was a fabric store (no ordering online or computers then) I set out to get fabric. Calicos were what they had, white background, blue, and red. Huge squares on one side and a big star on the other. Kept us warm that winter. I've had a few classes since then and still like to make quilts without patterns.

My education was in pre-school education and art. I've worked at places like Stats, Floral Design and crafts, Craft stores and home. Now I work for Snowline schools at Vista Verde Elementary School. We lived in Kentucky for 4 years and I learned how to Faux Finish walls, etc. I also worked doing murals. One mural that a lot of people get see is in Baldy Mesa Elementary School. I have a special art class that the students get to take (when they get enough Viper bucks).

We have his, mine and our children, that now have six children. So now with six grandchildren we travel to see three in Indianapolis, two in Golden Co., and the newest one in San Diego.

My hobbies are quilting, (no big surprise) painting in oils, water color and acrylic, knitting and crocheting. Every once in awhile I'll sew a top or something for the baby. I also like to go outdoors and ride with my husband on his motorcycle. Usually we ride to Colorado to visit the grand kids.

I have been a Pine Needle Quilt Guild member for about 17 years. Wow! Have done the Membership, sending out the Newsletters (fold, stamp and mail) the Programs. A table setting or two and helping out where I can. Now Presidency!

**Round Robin by Lynn Crawford and Friends. Won prize at Road to California.**



**Wild Nights by Material Girls Design taken from vest worn by Lynn Crawford**



**Missy—Original design from photograph by Beth Stanton**

**Message from your Librarian, Darlene Packard-Mossman**

**The library will be closed for the February Workshop. Enjoy the Totes or Books for another month, they may be returned at the March Meeting.**

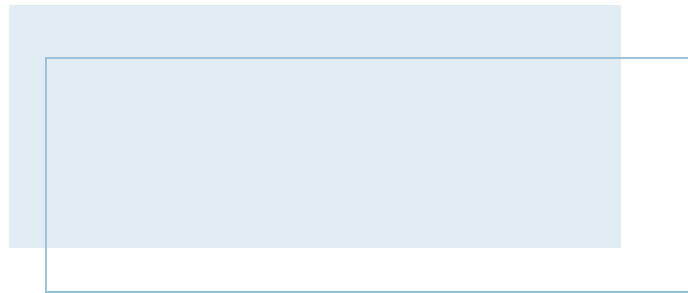
## Pine Needles Quilt Guild

PO Box 2800  
Wrightwood, CA 92397

---

[www.pnqg.org](http://www.pnqg.org)

---



**Work in Progress  
by Rose Burcher**

### Calendar

- February 10 - Charity Sew
- March 10 - Cathy Van Bruggen
- March 14—Workshop, Cathy Van Bruggen "The Rose"
- April 12—Karen Brow
- April 22—Workshop, Karen Brow "Go Fetch"

(See Page 3 for details)

1/2015			
Income - Description	2015 Proposed	YTD	Balance
Advertisement Income from Newsletter	50		50
Christmas Raffle Quilt	275		275
Door Prizes	225		225
Home Tour/boutique	6500		6500
Membership Dues (\$20/yr 2008-9 \$30/yr 2010 )	1830		1830
Mini Quilt Auction	2700		2700
Misc Income	0		0
Mystery Quilt	200		200
Opportunity Quilt Ticket Sales per year	1500		1500
Other Income - Raffle sales	300		300
Shirts	200		200
Workshop Fees	600		600
<b>TOTAL INCOME</b>	<b>14380</b>	<b>0</b>	<b>14380</b>
<b>Expense - Description</b>			
501-c3	75		75
Advertising	75		75
Bank Expenses	25		25
Bldg Rent-Community Bldg Rent	800		800
Block of Quarter-Supplies	0		0
Challenge	50		50
Charity Quilts	100		100
Charity-Donations (Includes donations from Opp.	2000		2000
Christmas Party	200		200
Christmas Raffle Quilt	250		250
Door Prizes	25		25
Dues (Chamber of Commerce)	60		60
Fair Award	100		100
General Expense - postage, supplies	300		300
Historian	0		0

Home Tour - Donations	1000	1000
Home Tour. Including Boutique	1500	1500
Home Tour - Publicity	400	400
Hospitality	100	100
Kids Workshop	0	0
Library Books-Books for Library	300	300
Library Supply-Library Supplies	150	150
Membership Chair Expense	100	100
Mini Quilt Auction	300	300
Mystery Quilt	125	125
Newsletter Exp.-Postage, Printing, etc.	50	50
Opportunity Quilt Tickets, pictures and fabric	100	100
President's Choice Challenge	100	100
President's Gift	100	100
Programs - PNQG Workshops	0	0
Programs - Speakers	3500	3500
Programs - Speakers Workshop Expense	1400	1400
Quilto	50	50
SCCQG -Dues/Insurance/Guild Rep	425	425
Shirts	200	200
Storage Fees	50	50
Student Education	0	0
Subscriptions	16	16
Sunshine	250	250
Web Site Expense	75	75
<b>TOTAL EXPENSE</b>	<b>14351</b>	<b>0 14351</b>
<b>Income</b>		
<b>Expenses</b>		
<b>Difference</b>		



# “ROSE”

The Rose pattern is one of twelve blocks from the “Garden Jubilee” Quilt. The block can be made into a lovely pillow or a small wall quilt. Additional kits are available to complete the Garden Jubilee Quilt as a kit of the month.

Learn how to **Needle-Turn Appliqué the Easy Way™** using Cathy’s time saving methods. You will be able to master an invisible stitch, sharp points, and deep valleys, and off the block construction, after taking this class. If you want to learn all of the basics and more, this class is for you!

## Basic sewing supplies:

\*Threads to match appliqués (Threads to Go)

\*Fine pins

\*Needles: straw #10, \*embroidery #10

\*Mechanical pencil & white chalk pencil

Glue stick, any brand

Paper & embroidery scissors

Freezer paper

Light box (optional)

Task light (optional)



Finished block 12"x12"

\*Available in class

**Fabric Kits will be available in class for \$14.00.**

**Kit will include the pattern, fabrics, and embellishments for the block.**



**Cathy Van Bruggen Designs © 2007**

[www.cathyvb.com](http://www.cathyvb.com)

Email: [patterns@cathyvb.com](mailto:patterns@cathyvb.com)

PO Box 37, Garden Grove, CA 92842 \* 714-530-2577



# Pine Needles Quilt Guild Membership Form

Date Paid \_\_\_\_\_

Check # \_\_\_\_\_ Cash \_\_\_\_\_

Please complete this form and bring it to the next meeting with \$30 (\$15 Jul – Dec) membership dues. Dues must be paid by March.

*Please Print*

Name \_\_\_\_\_

Mailing Address \_\_\_\_\_  
Address City State Zip

Street Address \_\_\_\_\_  
Address City State Zip

Phone Number \_\_\_\_\_ Birthday (month/day) \_\_\_\_\_

E-mail Address \_\_\_\_\_

The guild newsletter is distributed by e-mail and on the web; please be sure to provide membership with a *current* e-mail address.

Do you need a name badge kit? (It's free)      \_\_\_ Yes      \_\_\_ No

Pine Needles Quilt Guild  
PO Box 2800  
Wrightwood, CA 92397

Due at **March 10** General Meeting.

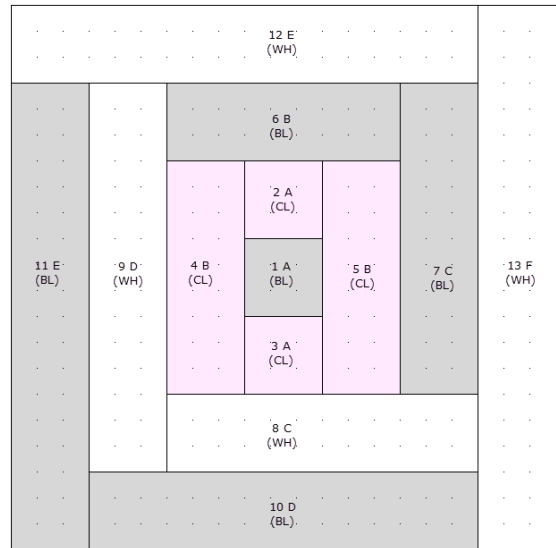

Questions: Beth Stanton,

[btstanton@yahoo.com](mailto:btstanton@yahoo.com), 909/379-5206

## Block of the Quarter Twisted Log Courthouse

Unfinished Size: 11" square

Finished Size: 10-1/2" square



**Fabrics:**

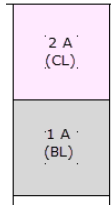
- White or White with Black Print – For best effect, white should be dominant (more than 50%) & NO other color. Scrappy OK.
- Black or Black with White Print – For best effect, black should be dominant (more than 50%) & NO other color. Scrappy OK
- Bright Color – For best effect, should read solid.

1. Cut 2" strips from scraps, fat quarters or width of fabric. Subcut strips in the lengths and quantities indicated:

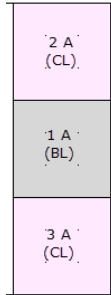
	Subcut strips	Color (CL)	Black (BL)	White (WH)
A	2" x 2"	2	1	--
B	2" x 5"	2	1	--
C	2" x 6-1/2"	--	1	1
D	2" x 8"	--	1	1
E	2" x 9-1/2"	--	1	1
F	2" x 11"	--	--	1

Use 1/4" seam. Press seams away from the center. Numbers on diagrams indicate order of piecing.

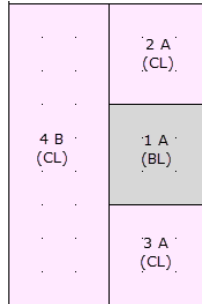
2. Sew the Black (BL) A to one Color (CL) A. Press the seam away from the Black.



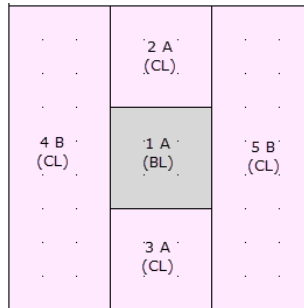
3. Sew the remaining Color A to the bottom of the previous unit. Press the seam away from the Black.



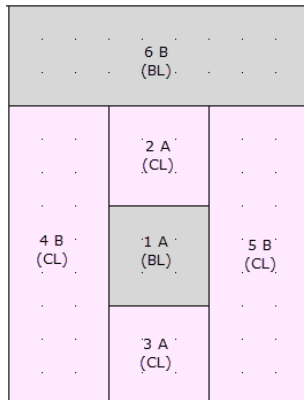
4. Sew one Color B to the left side of the unit. Press the seam away from the center.



5. Sew the remaining Color B to the right side of the unit. Press the seam away from the center.



6. Sew the Black B to the top of the unit. Press the seam away from the center.

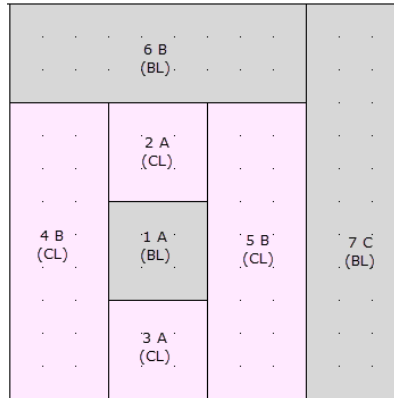


Due at **March 10** General Meeting.

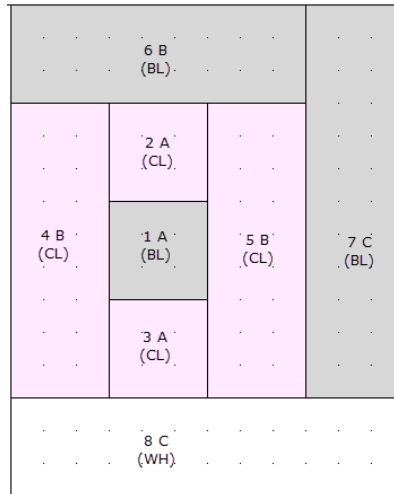
Questions: Beth Stanton,

[btstanton@yahoo.com](mailto:btstanton@yahoo.com), 909/379-5206

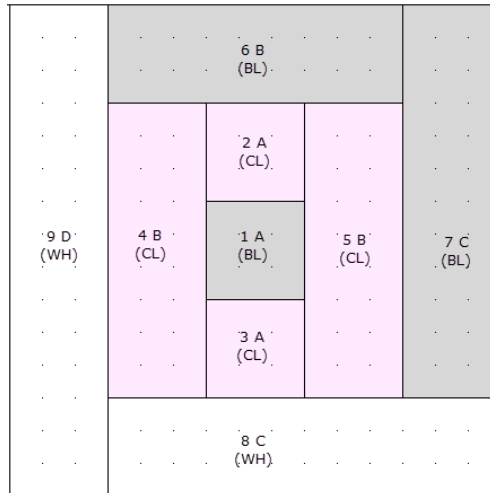
7. Sew the Black C to the right side of the unit. Press the seam away from the center.



8. Sew the White (WH) C to the bottom of the unit. Press the seam away from the center.



9. Sew the White D to the left side of the unit. Press the seam away from the center.

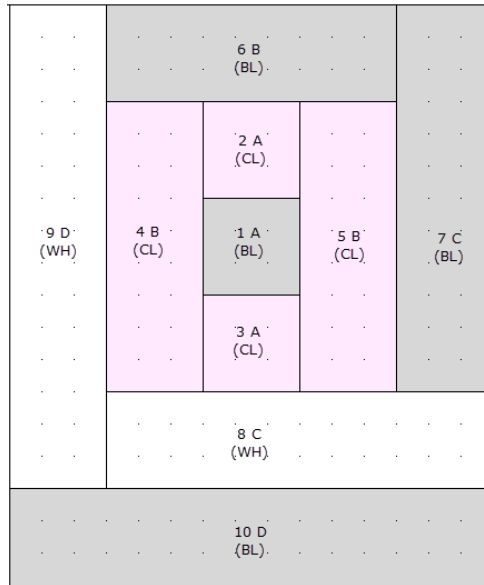


Due at **March 10** General Meeting.

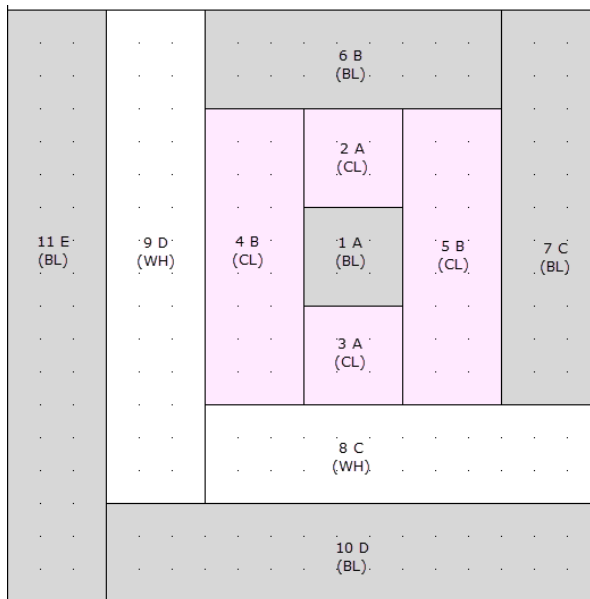
Questions: Beth Stanton,

[btstanton@yahoo.com](mailto:btstanton@yahoo.com), 909/379-5206

10. Sew the Black D to the bottom of the unit. Press the seam away from the center.



11. Sew the Black E to the left side of the unit. Press the seam away from the center.

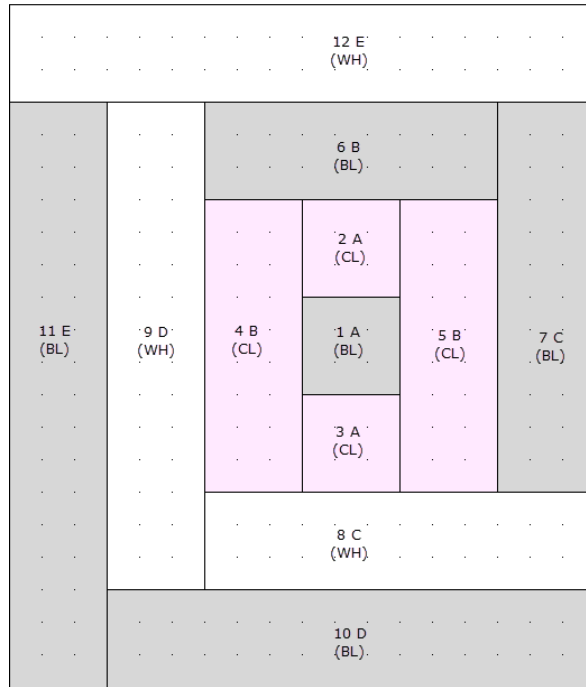


Due at **March 10** General Meeting.

Questions: Beth Stanton,

[btstanton@yahoo.com](mailto:btstanton@yahoo.com), 909/379-5206

12. Sew the White E to the top of the unit.  
Press the seam away from the center.



13. Sew the White F to the right side of the unit. Press the seam away from the center.  
14. Unfinished size is 11" square. Finished size will be 10-1/2" square.

