



Pine Needles Quilt Guild Dispatcher

PO Box 2800, Wrightwood, CA 92397



May 2016

2016 Board

President

Elisa Gurley
760-985-6917
elisagurley@gmail.com

VP Programs

Mary Bell
760-218-5415
mabell19494@yahoo.com
Darlene Packard
760-912-7947
doctordar@shandar.us

VP Membership

Carrie Harrison
818-389-8719
carrieharrison@hotmail.com
Nancy Walczynski
760-249-6882
nancywalczynski@gmail.com

Secretary

Teresa Howard
702-400-6603
tchoward33@gmail.com

Treasurer

Beth Stanton
760-249-9037
btstanton@yahoo.com

Newsletter

4th Tuesday of the Month
Susan Butler
760-524-7262
bsandk01@gmail.com
Teresa Howard
702-400-6603
tchoward33@gmail.com

What to Bring

- Money for Door Prize and Workshop
- Library Totes and Library Books
- Block of the Quarter
- Sew and Tell
- Door Prize & Drawing \$

President's Message

Dearest Quilters,

I hope you all had a wonderful Mother's Day or will have. They say is now is the time to plant your flowers, weather permitting.

On May 10th, we will have an outstanding speaker, Claudia Dallas Gomez, with her program "The Color Story." We are lucky to have her for a workshop on Saturday, May 14th, "The French Door." Details will be given at the meeting and in this newsletter. Looking forward to this class. This is a modern quilt that many of you have been asking for. Thank you to the "Cut-ups" for taking on our Opportunity Quilt. You are all such talented quilters.

Remember, if you have anything you no longer think you will use or no longer are interested in, there may be someone who would love to have them. Please, bring them to the meeting or get in contact with Marion Hall, our Raffle Queen.

Last, but not least, please be working on your quilts for the Mini Quilt Auction. Kandi Harrower is working hard on making this a successful event and we need everyone's help.

Happy Quilting,

Elisa Gurley

President



Sew and Tell





Please note that not all photos were printable.

Mini Quilt Auction

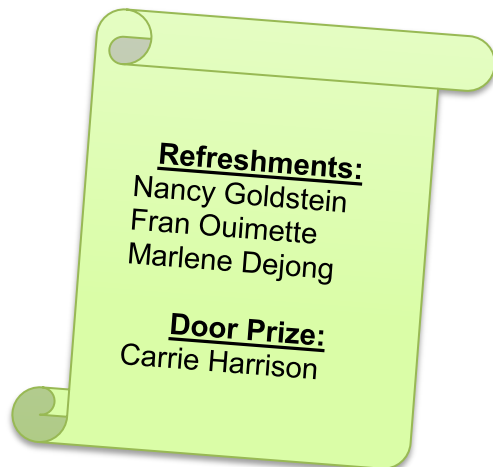
The Mini Quilt Auction will be held on July 9, 2016. We need quilts! Signups to help with the set up, work positions and take down will be at the meeting this month. I'm looking forward to seeing all of the handiwork from our generous ladies who make quilts for the auction. –Kandi

This Month's Meeting

By Mary Bell

Our guest speaker for will be Claudia Dallas Gomez, Modern Quilt Artist. She made the leap into modern quilting with her eyes wide open. After a 25 year career in commercial interior design, she took her visualization skills in graphic design and color and applied it to fabric. She uses architectural software to design her quilts, and then she dyes her own custom color palettes. When it comes to quilting, she organizes space with bold shapes and rhythmic echo quilting. Claudia says "If you can't see the quilting from across the room, then the work is not bold enough to draw the viewer in." She loves sharing her passion for fabric dyeing, color and design. From April through November, Claudia holds fabric dyeing workshops at her studio in Redondo Beach. Find out more: www.devotedtcolor.com

Claudia will conduct a workshop on Saturday, May 14th. See Programs and Workshops for more information; the supply list is included in this newsletter. Contact Mary Bell to sign-up.



ANNOUNCEMENTS

- Mini Quilt Auction: July 9, 2016

Quilts and workers are needed for the mini quilt auction. Keep on quiltin'.

- Donation Quilts

We donated 24 baby quilts to the Ronald McDonald House.

- Membership

If you haven't paid for your annual membership dues, then they are late and are now \$40. New members are still \$30. Dues are used for speakers, room rental for meetings and workshops, meeting supplies, and other expenses. A blank membership form is available on the guild's website on the "Member Information" page <http://pnqg.org/members.html>.

- .Block of the Quarter

The next Block-of-the-quarter is due at the June meeting and the winner or winners will be drawn. In general, block-of-the-quarter guidelines are as follows:

- You will earn one raffle ticket for each block made and turned in. Make as many as you like.
- Blocks are due by the date specified - you will not earn raffle tickets for late blocks.
- The drawing for the blocks will usually take place on the night they are due.
- There may be multiple winners depending on the number of blocks turned in.



- Christmas Quilt Squares

Members who turn in their finished block by June will receive double chances for the finished quilt at the Christmas Pot.

- Board Meetings

Board meetings are on the fourth Wednesday of the month at 5:30 pm, at the Pizza Factory, Phelan, in the small meeting room. Anyone can attend.

PROGRAMS and WORKSHOPS

May 10 Lecture: Claudia Dallas Gomez "Color Story"
May 14 Workshop: Claudia Gomez: "The French Door" (Modern Quilt), www.devotedtcolor.com

June 14 Lecture: Cindi Brick "The Incredible Crazy Quilt"
June 15 Workshop: Crazy Quilting /Embellishment, www.cindybrick.com

COLOR, FABRIC & EMBELLISHMENTS FOR CRAZIES

Give your Crazy quilts that professional look with the tricks and tips you'll pick up from this learn-as-you work class, from the right fabrics and colors to adding that final touch of embroidery or beading. We'll explore both modern quick-pieced and traditional methods, and examine a variety of modern and vintage Crazies. Then start your own pillow or wall hanging as a souvenir of class. (Pattern provided) Kits for the Incredible Crazy class will be available for \$25.95.




July 12 Picnic at Wrightwood Country Club


August 9 Lecture/Trunk show Grace Errea "Value of Value", www.Amazingquiltsbygrace.com

September 13 Lecture; Carrie Fondi "History of The Hawaiian Quilt"
September 14 Workshop: Traditional Hawaiian Quilt

Highlights from Last Month's Meeting



Quilts of Valor



CHAIR POSITIONS

This information is available on our website: www.pnqg.org

Block of the Quarter: Beth Stanton
Christmas Quilt: Christy Close and Alice Smith
Facebook Page: Teresa Howard
Home Tour: Carol Gaines (co-chair **open**)
Home Tour Boutique: Fran Ouimette
Hospitality: Kandi Harrower
Internal Auditor: Rose Burcher
Librarian: Darlene Packard
Mini Quilt Auction: Kandi Harrow (co-chair **open**)
Mystery Quilt: Rose Burcher
Newsletter: Susan Butler

Opportunity Quilt: **open**
Parliamentarian: Carol Gaines
Publicity: Alice Smith
Raffle Queen: Marion Hall
SCCQG: Beth Stanton
Sunshine: Alice Smith
Webmaster: Beth Stanton

Call or email Elisa if you are interested in one of the open positions.



Workshop, Saturday, May 14, 10am-4pm

Methodist Church, set-up 9-10am, cost \$30

The French Door

The French Door is a fun improvisational class where no two blocks look alike. We will build our blocks by free cutting our favorite COLORFUL fabrics. After making the 10 blocks, we insert them into the “door” and they become the glass panels. We will play with COLOR in both solid and print fabrics. Finished quilt size is: 26”x 72” - the perfect size for a yoga mat cover, wall hanging or table runner

Supply List

Fabrics for the Quilt:

Bring a variety of small pieces of fabric (1/8 to 1/4 yd):

- The blocks will be made from both solid and patterned fabrics, dark, medium and light colors/values.
- Bring coordinating fabric groups of 4-6 fabrics (or more). Think of it as putting together an outfit.
- Choose fabrics that look good together but then add a touch of contrast to each group. Think of the contrasting fabric as the accent to your outfit. Bring enough fabric groups to make at least 4 blocks.
- 1.5 yds - “Door” fabric - Choose a neutral fabric that will show off your blocks, not compete with them.
- .5 yds - Binding fabric
- 2.5 yds - Backing fabric

Supplies:

- Sewing Machine, cords, foot petal & the following presser feet:
 - 1/4” foot for piecing
 - open toe foot
 - stitch in the ditch foot
- Cutting Mat, & rotary cutter
- 12.5”x 1.5” ruler & 24.5”x 6.5” ruler (Creative Grids or equivalent)
- Snips, seam ripper & pins
- Thread: Polyester 40 wt
- Bring a variety of colors to contrast with your fabrics for quilting and a medium grey thread for piecing batting for sample 15”x19” (wool or cotton/poly)
- 2 Fat Quarters for a 1-block sample (backing & binding)
- Paper scissors & a manila file folder (or 2 pieces of 8.5x11 card stock)
- X-Acto #1 Knife with #11 blade (optional- art supply store)
- Marking Chalk (Sewline or Fons & Porter mechanical pencil)
- Please bring \$5 for instruction booklet (material fee to cover printing costs)



If you have any questions about supplies, fabric or the class, feel free to contact me with your questions: claudia@devotedtocolor.com