

Reconstituting and Self-Administering Cetrotide[®] (cetorelix acetate for injection) 0.25 mg



Before you inject Cetrotide[®] yourself, please read the following instructions carefully.

A Mixing



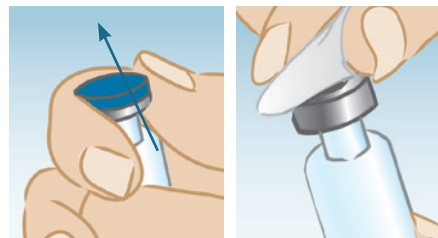
1. Wash your hands thoroughly with soap and water.



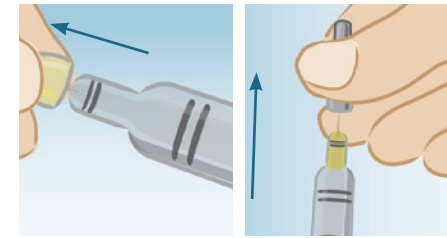
2. On a clean flat surface, lay out everything you need:

Note: Not all material is included in kit.

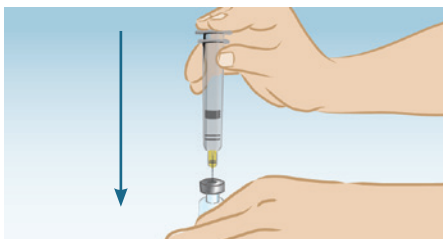
Dissolve Cetrotide[®] powder only with the water contained in the pre-filled syringe. Do not use a Cetrotide[®] solution if it contains particles or if it is not clear.



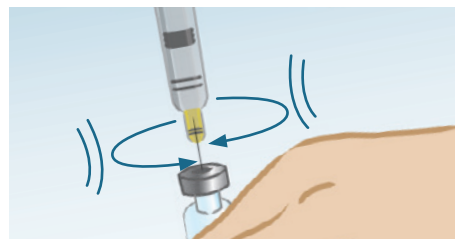
3. Flip off the plastic cover of the vial. Wipe the aluminum ring and the rubber stopper with an alcohol wipe.



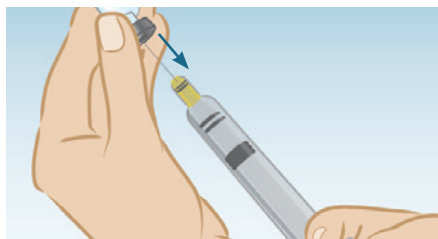
4. Take the injection needle with the yellow mark and remove the wrapping. Take the pre-filled syringe and remove the cover. Twist the needle on the syringe and remove the cover of the needle.



5. Push the needle through the center of the rubber stopper of the vial. Inject the sterile water into the vial by slowly pushing down on the plunger of the syringe.



6. Leave the syringe in the vial. Gently shake the vial until the solution is clear and without residue. Avoid forming bubbles during dissolution.



7. Draw the total contents of the vial into the syringe. If liquid is left in the vial, invert the vial, pull back the needle until the opening of the needle is just inside the stopper. If you look from the side through the gap in the stopper, you can control the movement of the needle and the liquid.

It is important to withdraw the entire contents of the vial.



8. Detach the syringe from the needle and lay down the syringe.

IMPORTANT

Storage: Cetrotide[®] (cetorelix acetate for injection) 0.25 mg should be stored refrigerated (36-46°F/2-8°C) until expiration date. Protect from light. Use immediately after reconstitution.

Disposal: Discard empty syringe and needles in your sharps disposal container.

For more detailed instructions, see Cetrotide[®] (cetorelix acetate for injection) 0.25 mg Patient Package Insert, visit www.fertilitylifelines.com, and talk to your healthcare professional.

Reconstituting and Self-Administering Cetrotide[®] (cetorelix acetate for injection) 0.25 mg (continued)



B Preparing the dose



9. Take the injection needle with the grey mark and remove its wrapping. Twist the needle on the syringe and remove the cover of the needle.



10. Invert the syringe and push the plunger until all air bubbles have been pushed out. Do not touch the needle or allow the needle to touch any surface.

C Injecting the dose



11. Choose an injection site in the lower abdominal area, preferably around, but at least one inch from belly button. If you are on a multiple dose (0.25 mg) regimen, choose a different injection site each day to minimize local irritation. Take the second alcohol wipe and clean the skin at the injection site and allow alcohol to dry.



12. Inject the prescribed dose as directed by your doctor, nurse, or pharmacist.



13. Use the syringe and needles only once. Dispose of the syringe and needles immediately after use (put the covers on the needles to avoid injury). A medical waste container should be used for disposal.

D Special Advice

What do you do if you have used too much Cetrotide[®]?

Contact your doctor in case of overdose immediately to check whether an adjustment of the further ovarian stimulation procedure is required.

Get ready to learn more about EMD Serono Fertility products

Visit fertilitylifelines.com for a range of medication support material, including how-to videos on dosing and administration for Cetrotide[®] (cetorelix acetate for injection) and select other EMD Serono fertility medications.

Indication:

Cetrotide[®] (cetorelix acetate for injection) is indicated for the inhibition of premature LH surges in women undergoing controlled ovarian stimulation.

Important Risk Information:

Cetrotide[®] (cetorelix acetate for injection) is indicated for the inhibition of premature LH surges in women undergoing controlled ovarian stimulation. Cetrotide[®] should be prescribed by physicians who are experienced in fertility treatment. Cetrotide[®] is contraindicated in women who exhibit hypersensitivity to cetorelix acetate, mannitol or exogenous peptide hormones, who exhibit prior hypersensitivity to GnRH or any other GnRH analogs, or who are pregnant, or breast-feeding or have kidney disease. Ovarian hyperstimulation syndrome (OHSS), with or without vascular and pulmonary complications, can occur with the use of fertility drugs. Mild and short lasting injection reactions like reddening, itching and swelling at the injection sites may occur. Nausea and headache have also been reported.

Please see accompanying Full Prescribing Information (PI) and Patient Package Insert for product details.



Toll Free 1-866-LETS TRY (1-866-538-7879)
www.fertilitylifelines.com

