



## STEM REPAIR

American Brass .....	1-3	Middlefield .....	82
American Standard .....	4-14	Milwaukee .....	83-85
Arrowhead .....	15-16	Mixet .....	86
Barnes Western .....	17	Moen .....	87-88
Bradley .....	18	Mueller .....	89
Briggs .....	19-21	Newport Brass .....	90
Broadway Atem .....	22	Nibco .....	91-92
Burlington Brass .....	23	Peerless .....	93
Central Brass .....	24-27	Phoenix .....	94
CFG .....	28	Premier .....	95
Chicago Faucet .....	29	Price Pfister .....	96-107
Crane .....	30-35	Repcal .....	108
Cuthbert & Belanger .....	36	Richmond .....	109
DANZE .....	37-38	Royal Brass .....	110
Delta .....	39-43	Sayco .....	111-112
Elkay Bradley .....	44-46	Savoy .....	113-116
Elkay / Universal .....	47	Schaible .....	117
Eljer .....	48-52	Speakman .....	118-120
Emco .....	53-55	Sterling .....	121-128
Federal Huber .....	56	Streamway .....	129-130
Galt .....	57	Symmons .....	131
Gerber .....	58-62	T & S .....	132-134
Glacier Bay .....	63	Union Brass .....	135-138
Grohe .....	64	Valley .....	139-140
Harden / Harcraft .....	65-66	Waltec .....	141-142
Indiana Brass .....	67-69	Wallaceburg .....	143-144
Jameco .....	70	Wellington .....	145
Kohler .....	71-78	Wolverine .....	146
Michigan Brass .....	79-80		
Midcor .....	81		



## STEM REPAIR

### American Brass

Part Number	Item Description	Finish	Picture
NC0001	Stem For AM. Brass Height 1- 5/8" (Hot / Cold)		
NC0002	Stem For AM. Brass Height 1- 5/8" (Hot)		
NC0003	Stem For AM. Brass Height 1- 5/8" (Cold)		
NC0004	Stem For AM. Brass Height 1- 47/64" (Hot)		
NC0005	Stem For AM. Brass Height 1- 47/64" (Cold)		



# FAUCET STEMS / BIBB SEATS

SECTION  
**C**

## American Brass

Part Number	Item Description	Finish	Picture
NC0006	Stem For AM. Brass Height 1- 47/64" (Hot)		
NC0007	Stem For AM. Brass Height 1- 47/64" (Cold)		
NC0008	Stem For AM. Brass 1- 9/32" (Hot / Cold)		
NC0009	Stem For American Brass Height 2- 21/32" (Hot/Cold)		
NC0010	Stem For American Brass Height 3- 15/16" Diverter		
NC0011	Stem For American Brass Height 4" (Hot)		



# FAUCET STEMS / BIBB SEATS

SECTION  
**C**

## American Brass

Part Number	Item Description	Finish	Picture
NC0012	Stem For American Brass Height 4" (Cold)		
NC0013	Stem For American Brass Height 4" (Cold)		



# FAUCET STEMS / BIBB SEATS

SECTION  
**C**

## American Standard

Part Number	Item Description	Finish	Picture
NC0014	Stem For AM. Standard 1-55/64" Hot		
NC0015	Stem For AM. Standard 1-55/64" Cold		
NC0016	Stem For AM. Standard 1-27/32" Hot		
NC0017	Stem For AM. Standard 1-27/32" Cold		
NC0018	For AM. Standard Height 17/32"		
NC0019	Stem For AM. Standard 1-3/4" Hot		



# FAUCET STEMS / BIBB SEATS

SECTION  
**C**

## American Standard







Part Number	Item Description	Finish	Picture
NC0020	Stem For AM. Standard 1-3/4" Cold		
NC0021	Stem For AM. Standard Cold		
NC0022	Stem For AM. Standard Cold		
NC0023	Stem For AM. Standard 1-31/64" Hot		
NC0024	Stem For AM. Standard 1-31/64" Cold		
NC0025	Stem For AM. Standard 1- 47/64" (Hot)		



# FAUCET STEMS / BIBB SEATS



## SECTION C

### American Standard

Part Number	Item Description	Finish	Picture
NC0026	Stem For AM. Standard Height 1- 47/64"(Cold)		
NC0027	Stem For AM. Standard Height 2- 3/32"(Hot)		
NC0028	Stem For AM. Standard Height 2- 3/32"(Cold)		
NC0029	Stem For AM. Standard Height 1- 11/16" (Hot)		
NC0030	Stem For AM. Standard Height 1- 11/16" (Cold)		
NC0031	Stem For AM. Standard Height 1- 13/16"(Hot) w/ N.P.		



## American Standard

Part Number	Item Description	Finish	Picture
NC0032	Stem For AM.Standard Height 1- 13/16"(Cold) w/ N.P.		
NC0033	Stem For AM.Standard Height 2- 3/8"(Hot) w/ C.P.		
NC0034	Stem For AM.Standard Height 2- 3/8"(Cold) w/ C.P.		
NC0035	Stem For AM.Standard Height 3- 1/8" (Hot/Cold)		
NC0036	Stem For AM. Standard Height 2- 1/4" (Hot)		
NC0037	Stem For AM. Standard Height 2- 1/4" (Cold)		





# FAUCET STEMS / BIBB SEATS

SECTION  
**C**

## American Standard

Part Number	Item Description	Finish	Picture
NC0038	Stem For AM.Standard Height 2- 11/16"(Hot) w/ N.P.		
NC0039	Stem For AM.Standard Height 2- 11/16"(Cold) w/ N.P.		
NC0040	Stem For AM.Standard Height 2"(Hot) w/ N.P.		
NC0041	Stem For AM.Standard Height 2"(Cold) w/ N.P.		
NC0042	Stem For AM.Standard Hot / Cold		
NC0043	Stem For AM. STD. Ceramic Cartridge (Broach Square)		



# FAUCET STEMS / BIBB SEATS

## SECTION C

### American Standard







Part Number	Item Description	Finish	Picture
NC0044	Stem For AM. STD. Ceramic Cartridge Broach 18 (E)		
NC0045	Stem For AM.Standard Height 2- 17/64"(Hot) w/ C.P.		
NC0046	Stem For AM.Standard Height 2- 17/64\"(Cold) w/ C.P.		
NC0047	PLUNGER REAPIR KIT		
NC0048	Stem For AM. Standard Ceramic Cartridge Broach SPECIAL		
NC0049	Stem For AM.Standard Height 3- 3/4\"(Hot) w/ C.P.		



# FAUCET STEMS / BIBB SEATS

## SECTION C

### American Standard







Part Number	Item Description	Finish	Picture
NC0050	Stem For AM.Standard Height 2- 1/2"(Hot) w/ C.P. (1)		
NC0051	Stem For AM.Standard Height 2- 1/2"(Cold) w/ C.P. (1)		
NC0052	Stem For AM.Standard (Hot) w/ C.P. (1)		
NC0053	Stem For AM.Standard (Cold) w/ C.P. (1)		
NC0054	Stem For AM.Standard Height 4-1/2" (Diverter)		
NC0055	Stem For AM.Standard Height 5- 1/4" SHOWER w/ C.P. (1) Hot / Cold		



# FAUCET STEMS / BIBB SEATS

SECTION  
**C**

## American Standard

Part Number	Item Description	Finish	Picture
NC0056	Stem For AM.Standard Height 5- 15/16" w/ C.P. (1) Diverter		
NC0057	Stem For AM.Standard Height 4- 1/2" (Hot/Cold)		
NC0058	Stem For AM.Standard Height 5" Diverter		
NC0059	Stem For AM.Standard Height 5" (Hot/Cold)		
NC0060	Stem For AM.Standard Height 5- 3/4" Diverter		
NC0061	Stem For AM.Standard Height 5" (Hot)		



# FAUCET STEMS / BIBB SEATS

SECTION  
**C**

## American Standard

Part Number	Item Description	Finish	Picture
NC0062	Stem For AM.Standard Height 5" (Cold)		
NC0063	Stem For AM.Standard Height 5-3/8" (Hot)		
NC0064	Stem For AM.Standard Height 5-3/8" (Cold)		
NC0065	Stem For AM.Standard Height 5-15/32" (Hot)		
NC0066	Stem For AM.Standard Height 5-15/32" (Cold)		
NC0067	Stem For AM.Standard Height 5-5/8" -Diverter		



# FAUCET STEMS / BIBB SEATS

SECTION  
**C**

## American Standard

Part Number	Item Description	Finish	Picture
NC0068	Stem For AM.Standard Height 4- 1/2" (Hot/Cold)		
NC0069	Stem For AM.Standard Height 5"-Diverter		
NC0070	Stem For AM.Standard Height 5-3/4" (Hot/Cold)		
NC0699	PRESSURE BALANCE CARTRIDGE FOR A.S.		
NC0707	PRESSURE BALANCE CARTRIDGE FOR A.S.		
NC0716	BALANCE SPOOL FOR DELTA/A.S., BRASS		



# FAUCET STEMS / BIBB SEATS

SECTION  
**C**

## American Standard







Part Number	Item Description	Finish	Picture
NC0717	CARTRIDGE FOR AMERICAN STANDARD, 18pt		
NC0718	Cartridge for American Standard		
NC0719	Cartridge for American Standard		



# FAUCET STEMS / BIBB SEATS

SECTION  
**C**

## Arrowhead

Part Number	Item Description	Finish	Picture
NC0071	Stem For Arrowhead Height 1- 1/2" (Hot) w/ N.P. (2)		
NC0072	Stem For Arrowhead Height 1- 1/2" (Cold) w/ N.P. (2)		
NC0073	Stem For Arrowhead Height 2" (Hot) w/ N.P. (2)		
NC0074	Stem For Arrowhead Height 2" (Cold) w/ N.P. (2)		
NC0075	Stem For Arrowhead Brass Height 5-1/4" (Hot / Cold)		
NC0076	Stem For Arrowhead Brass Height 5-1/2" (Diverter)		







# FAUCET STEMS / BIBB SEATS

SECTION  
**C**

## Arrowhead

Part Number	Item Description	Finish	Picture
NC0077	Stem For Arrowhead Brass Height 5-7/32" (Hot/Cold)		
NC0704	CARTRIDGE FOR AMERICAN STANDARD		



# FAUCET STEMS / BIBB SEATS

SECTION  
**C**

## Barnes Western

Part Number	Item Description	Finish	Picture
NC0078	Stem For Barnes Western 1-5/8" Hot		
NC0079	Stem For Barnes Western 1-5/8" Cold		
NC0080	Stem For Barnes Western Height 2- 15/32" (Cold) w/ N.P. (1)		
NC0081	Stem For Barnes Western Height 2- 15/32" (Cold) w/ N.P. (1)		
NC0082	Stem For Barnes Western 5" Hot / Cold		



# FAUCET STEMS / BIBB SEATS

SECTION  
**C**

## Bradley

Part Number	Item Description	Finish	Picture
NC0083	Bradley diverter stem 3-11/32"		
NC0084	Stem For Bradley		
NC0085	Stem For Bradley 1-11/16" Hot		
NC0086	Stem For Bradley 1-11/16" Cold		
NC0087	Stem For Bradley-Cole		



# FAUCET STEMS / BIBB SEATS

SECTION  
**C**

## Briggs

Part Number	Item Description	Finish	Picture
NC0088	Stem For Briggs Height 1- 7/8" (Hot/Cold)		
NC0089	Stem For Briggs Height 2- 3/8" (Hot/Cold) w/ N.P.		
NC0090	Stem For Briggs Height 1- 21/32" (Hot)		
NC0091	Stem For Briggs Height 1- 21/32" (Cold)		
NC0092	Stem For Briggs Height 1- 5/8" (Hot) w/ N.P. (2)		
NC0093	Stem For Briggs Height 1- 5/8" (Cold) w/ N.P. (2)		



# FAUCET STEMS / BIBB SEATS

SECTION  
**C**

## Briggs





Part Number	Item Description	Finish	Picture
NC0094	Stem For Briggs Height 4-1/2" (Hot)		
NC0095	Stem For Briggs Height 4-1/2" (Cold)		
NC0096	Stem For Briggs Height 5- 1/2" (Hot/Cold) w/ C.P. (1)		
NC0097	Stem For Briggs Height 4- 1/2" (Hot)		
NC0098	Stem For Briggs Height 4- 1/2" (Cold)		
NC0099	Stem For Briggs Height 5" (Hot/Cold)		



# FAUCET STEMS / BIBB SEATS

SECTION  
**C**

## Briggs

Part Number	Item Description	Finish	Picture
NC0100	Stem For Briggs Height 4-5/8" (Hot) w/ C.P. (1)		
NC0101	Stem For Briggs Height 4- 5/8" (Cold) w/ C.P. (1)		
NC0102	Stem For Briggs High 6- 1/8" Diverter w/ C.P. (1)		
NC0103	Stem For Briggs High 4-15/16" Diverter		



# FAUCET STEMS / BIBB SEATS

SECTION  
**C**

## Broadway Atem

Part Number	Item Description	Finish	Picture
NC0104	Stem For Broadway Atem Hot Ceramic Cartridge Broach 20(D)		
NC0105	Stem For Broadway Atem Cold Ceramic Cartridge Broach 20(D)		
NC0106	Stem For Broadway Atem Hot Ceramic Cartridge Broach 20(P)		
NC0107	Stem For Broadway Atem Cold Ceramic Cartridge Broach 20(P)		



## Burlington Brass

Part Number	Item Description	Finish	Picture
NC0108	Stem For Burlington Brass Height 1- 3/8" (Hot) w/ N.P. (2)		
NC0109	Stem For Burlington Brass Height 1- 3/8" (Cold) w/ N.P. (2)		
NC0110	Stem For Burlington Brass Height 1- 7/8"(Hot)		
NC0111	Stem For Burlington Brass Height 1- 7/8"(Cold)		





## Central Brass

Part Number	Item Description	Finish	Picture
NC0112	Stem For Central Brass 1-39/64" Hot		
NC0113	Stem For Central Brass 1-39/64" Cold		
NC0114	Stem For Central Brass 1-21/32" Hot		
NC0115	Stem For Central Brass 1-21/32" Cold		
NC0116	Stem For Central Brass Height 2" (Hot)		
NC0117	Stem For Central Brass Height 2" (Cold)		



## Central Brass

Part Number	Item Description	Finish	Picture
NC0118	Stem For Central Brass Cold Ceramic Cartridge Broach 20(D)		
NC0119	Stem For Central Brass Hot Ceramic Cartridge Broach 20(D)		
NC0120	Stem For Central Brass Height 5" (Diverter)		
NC0121	Stem For Central Brass Height 5- 3/8" (Hot/Cold)		
NC0122	Stem For Central Brass Height 5" (Hot/Cold)		
NC0123	Stem For Central Brass Height 4-1/8" (Hot/Cold)		







## Central Brass

Part Number	Item Description	Finish	Picture
NC0124	Stem For Central Brass Height 5- 7/8" Diverter		
NC0125	Stem For Central Brass Height 5- 7/8" Diverter		
NC0126	Stem For Central Brass Height 5- 7/8" Diverter		
NC0127	Stem For Central Brass Height 5- 7/8" Diverter		
NC0128	Stem For Central Brass Height 5-1/2" (Hot/Cold)		
NC0129	Stem For Central Brass Height 5-1/2" (Hot/Cold)		



## Central Brass



Part Number	Item Description	Finish	Picture
NC0130	Stem For Central Brass Height 5" (Hot/Cold)		
NC0131	Stem For Crane Height 4- 3/4" (Hot/Cold)		
NC0132	Stem For Central Brass Height 5" (Hot/Cold)		
NC0133	Stem For Central Brass Height 5- 13/32" (Hot/Cold)		



# FAUCET STEMS / BIBB SEATS

SECTION  
**C**

## Cleveland Faucet Group (CFG)

Part Number	Item Description	Finish	Picture
NC0708	CFG HOT CERAMIC CARTRIDGE, 2" HEIGH		
NC0709	CFG COLD CERAMIC CARTRIDGE, 2" HEIGH		



# FAUCET STEMS / BIBB SEATS

SECTION  
**C**

## Chicago Faucet

Part Number	Item Description	Finish	Picture
NC0134	Stem For Chicago Faucet Height 2- 23/32" (Hot) w/ C.P. (1)		
NC0135	Stem For Chicago Faucet Height 2- 23/32" (Hot) w/ C.P. (1)		
NC0136	Stem For Chicago Height 2- 23/32" (Cold) w/ C.P. (1)		
NC0137	Stem For Chicago Height 2- 23/32" (Cold) w/ C.P. (1)		
NC0138	Stem For Chicago Faucet 3-11/32" Hot		
NC0139	Stem For Chicago Faucet 3-11/32" Cold		



# FAUCET STEMS / BIBB SEATS

SECTION  
**C**

## Crane

Part Number	Item Description	Finish	Picture
NC0140	Stem For Crane Height 2- 7/8" (Hot)		
NC0141	Stem For Crane Height 2- 7/8" (Cold)		
NC0142	Stem For Crane Height 2- 9/16" (Hot)		
NC0143	Stem For Crane Height 2- 9/16" (Cold)		
NC0144	Stem For Crane Height 1- 9/16" (Hot) w/ N.P. (2)		
NC0145	Stem For Crane Height 1- 9/16" (Cold) w/ N.P. (2)		



# FAUCET STEMS / BIBB SEATS

## SECTION C

### Crane

Part Number	Item Description	Finish	Picture
NC0146	Stem For Crane Height 2- 1/2" (Hot) w/ C.P. (1)		
NC0147	Stem For Crane Height 2- 1/2" (Cold) w/ C.P. (1)		
NC0148	Stem For Crane Height 2- 17/64" (Hot) w/ N.P. (1)		
NC0149	Stem For Crane Height 2- 17/64" (Cold) w/ N.P. (1)		
NC0150	Stem For Crane 2-3/8" Hot		
NC0151	Stem For Crane 2-3/8" Cold		





# FAUCET STEMS / BIBB SEATS

SECTION  
**C**

## Crane

Part Number	Item Description	Finish	Picture
NC0152	Stem For Crane Hot		
NC0153	Stem For Crane Cold		
NC0154	Stem For Crane Height 1- 7/16" (Hot) w/ C.P. (2)		
NC0155	Stem For Crane Height 1- 7/16" (Cold) w/ C.P. (2)		
NC0156	Stem For Crane Height 1- 47/64" (Hot/Cold)		
NC0157	Stem For Crane Hot		



# FAUCET STEMS / BIBB SEATS

SECTION  
**C**

## Crane

Part Number	Item Description	Finish	Picture
NC0158	Stem For Crane Cold		
NC0159	Stem For Crane Hot/Cold		
NC0160	Stem For Crane 2-7/8" Hot		
NC0161	Stem For Crane 2-7/8" Cold		
NC0162	Stem For Crane Height 4- 27/32" (Hot/Cold)		
NC0163	Stem For Crane Height 5-1/2" (Hot/Cold)		



# FAUCET STEMS / BIBB SEATS

SECTION  
**C**

## Crane

Part Number	Item Description	Finish	Picture
NC0164	Stem For Crane Height 5-1/2" (Hot/Cold)		
NC0165	Stem For Crane Height 5" Diverter		
NC0166	Stem For Crane Height 5-13/32" (Hot/Cold)		
NC0167	Stem For Crane Height 4- 3/4" Diverter		
NC0168	Stem For Crane Height 5- 3/8" (Hot/Cold) w/ C.P. (1)		
NC0169	Stem For Crane Height 4- 3/4" (Cold)		



# FAUCET STEMS / BIBB SEATS

SECTION  
**C**

## Crane

Part Number	Item Description	Finish	Picture
NC0170	Stem For Crane w/ C.P. (1)		
NC0171	Stem For Crane Height 5-1/2" Diverter		
NC0172	Stem For Crane Height 3-5/8" (Hot)		



# FAUCET STEMS / BIBB SEATS

SECTION  
**C**

## Cuthbert & Belanger

Part Number	Item Description	Finish	Picture
NC0173	Stem For Cuthbert & Belanger 2" Hot		
NC0174	Stem For Cuthbert & Belanger 2" Cold		
NC0175	Stem For Cuthbert 2-19/64" Hot / Cold		
NC0176	Stem For Cuthbert & Belanger 4- 9/16" Diverter		
NC0177	Stem For Cuthbert 4-13/32" (Hot)		



## DANZE


Part Number	Item Description	Finish	Picture
NC0700	CARTRIDGE FOR DANZE		
NC0706	DANZE CARTRIDGE		
NC0713	5-1/8" CARTRIDGE FOR DONZE		
NC0715	5-5/8" CARTRIDGE FOR DONZE		
NC0729	Cartridge for Danze		
NC0730	Cartridge for Danze		



# FAUCET STEMS / BIBB SEATS

SECTION  
**C**

## DANZE

Part Number	Item Description	Finish	Picture
NC0731	Cartridge for Danze		



# FAUCET STEMS / BIBB SEATS

SECTION  
**C**

## Delta

Part Number	Item Description	Finish	Picture
NC0178	Stem For Delta 3-25/32" Diverter		
NC0179	Stem For Delta 1-7/8" Hot / Cold		
NC0180	Stem For Delta Height 1- 7/8" (Brass) Hot / Cold		
NC0181	Stem For Delta Height 1- 7/8" Hot / Cold		
NC0182	Stem For Delta Height 3- 1/8" Diverter		
NC0183	Stem For Delta Height 3" extension		




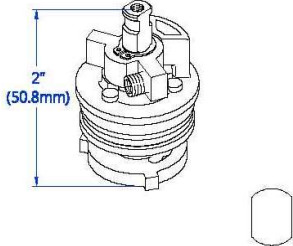






# FAUCET STEMS / BIBB SEATS

## SECTION C

### Delta

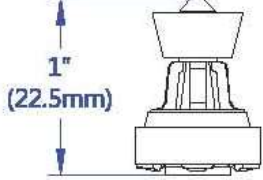




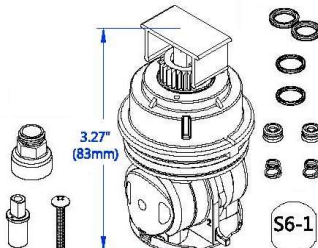
Part Number	Item Description	Finish	Picture
NC0184	Stem extension For Delta		
NC0185	Stem For Delta Height 1-7/8"		
NC0186	Stem For Delta		
NC0187	Stem For Delta		
NC0188	Stem For Delta		
NC0189	Stem For Delta		



# FAUCET STEMS / BIBB SEATS

## SECTION C

### Delta


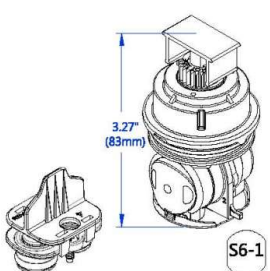
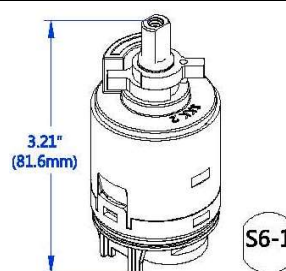
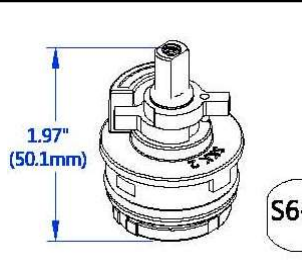
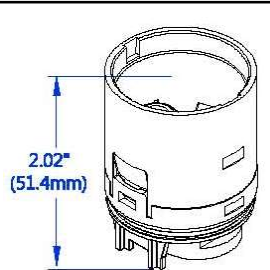
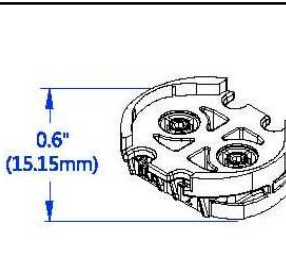
Part Number	Item Description	Finish	Picture
NC0190	Stem For Delta		
NC0191	Stem For Delta		
NC0192	Stem For Delta		
NC0193	Stem For Delta		
NC0194	Stem For Delta		
NC0195	Stem For Delta		



# FAUCET STEMS / BIBB SEATS

## SECTION C

### Delta

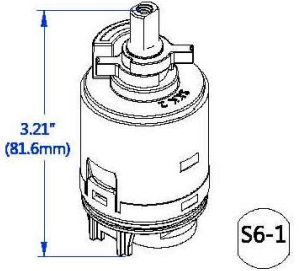
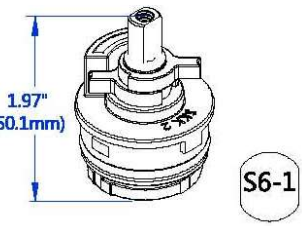



Part Number	Item Description	Finish	Picture
NC0196	Stem For Delta		
NC0197	Stem For Delta		
NC0198	Stem For Delta		
NC0199	Stem For Delta		
NC0200	Stem For Delta		
NC0201	Stem For Delta		



# FAUCET STEMS / BIBB SEATS

## SECTION C

### Delta

Part Number	Item Description	Finish	Picture
NC0202	Stem For Delta		
NC0203	Stem For Delta		
NC0716	BALANCE SPOOL FOR DELTA/A.S., BRASS		
NC0719	CARTRIDGE FOR DELTA		
NC0720	CARTRIDGE FOR DELTA		



# FAUCET STEMS / BIBB SEATS

SECTION  
**C**

## Elkay Bradley

Part Number	Item Description	Finish	Picture
NC0204	Stem For Elkay Bradley Height 2- 3/8" (Hot)		
NC0205	Stem For Elkay Bradley Height 2- 3/8" (Cold)		
NC0206	Stem For Elkay 3-15/16" Hot		
NC0207	Stem For Elkay Bradley Height 2- 3/8" (Hot)		
NC0208	Stem For Elkay 3-15/16" Cold		
NC0209	Stem For Elkay Height 2- 7/32" (Hot)		



# FAUCET STEMS / BIBB SEATS

SECTION  
**C**

## Elkay Bradley


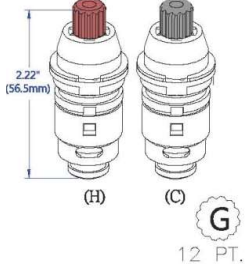
Part Number	Item Description	Finish	Picture
NC0210	Stem For Elkay Height 2- 7/32" (Cold)		
NC0211	Stem For Elkay Height 3- 1/8" (Hot)		
NC0212	Stem For Elkay Height 3- 1/8" (Cold)		
NC0213	Stem For Elkay		
NC0214	Stem For Elkay Height 2-1/4" (Hot)		
NC0215	Elkay stem 5-1/32" Hot		



# FAUCET STEMS / BIBB SEATS

SECTION  
**C**

## Elkay Bradley



Part Number	Item Description	Finish	Picture
NC0216	Stem For Elkay (Cold)		
NC0217	Stem For Elkay		



# FAUCET STEMS / BIBB SEATS

SECTION  
**C**

## Elkay / Universal

Part Number	Item Description	Finish	Picture
NC0218	Stem For Elkay / Universal Height 2- 3/8" (Hot)		
NC0219	Stem For Elkay / Universal Height 2- 3/8" (Hot)		





# FAUCET STEMS / BIBB SEATS

SECTION  
**C**

## Eljer

Part Number	Item Description	Finish	Picture
NC0220	Stem For Eljer Height 1- 3/8" (Hot) w/ N.P. (2)		
NC0221	Stem For Eljer Height 1- 3/8" (Cold) w/ N.P. (2)		
NC0222	Stem For Eljer Height 1- 13/32" (Hot/Cold)		
NC0223	Stem For Eljer Hot		
NC0224	Stem For Eljer Cold		
NC0225	Stem For Eljer Hot		



# FAUCET STEMS / BIBB SEATS

SECTION  
**C**

## Eljer

Part Number	Item Description	Finish	Picture
NC0226	Stem For Eljer Cold		
NC0227	Stem For Eljer Height 2- 5/16" (Hot)		
NC0228	Stem For Eljer Height 2- 5/16" (Cold)		
NC0229	Stem For Eljer Height 2- 7/16" (Hot) w/ C.P. (1)		
NC0230	Stem For Eljer Height 2- 7/16" (Cold) w/ C.P. (1)		
NC0231	Stem For Eljer Height 2- 7/16" (Hot)		



# FAUCET STEMS / BIBB SEATS

SECTION  
**C**

## Eljer

Part Number	Item Description	Finish	Picture
NC0232	Stem For Eljer Height 2- 7/16" (Cold)		
NC0233	Stem For Eljer Height 2-11/16" (Hot)		
NC0234	Stem For Eljer Height 2- 11/16" (Cold)		
NC0235	Stem For Eljer Height 2-5/16" (Hot)		
NC0236	Stem For Eljer Height 2- 5/16" (Cold)		
NC0237	Stem For Eljer Height 3-11/32" (Hot)		



# FAUCET STEMS / BIBB SEATS

## SECTION C

### Eljer

Part Number	Item Description	Finish	Picture
NC0238	Stem For Eljer Height 3-11/32" (Cold)		
NC0239	Stem For Eljer Height 4-1/8" (Hot/Cold)		
NC0240	Stem For Eljer Height 3-1/2" (Hot/Cold) w/ C.P. (1)		
NC0241	Stem For Eljer Height 4- 21/32" (Hot) w/ C.P. (2)		
NC0242	Stem For Eljer Height 4- 21/32" (Cold) w/ C.P. (2)		
NC0243	Stem For Eljer Height 5- 1/16" Diverter w/ C.P. (2)		



# FAUCET STEMS / BIBB SEATS

SECTION  
**C**

## Eljer

Part Number	Item Description	Finish	Picture
NC0244	Stem For Eljer Height 4-21/32" Hot		
NC0245	Stem For Eljer Height 4-21/32" Cold		
NC0246	Stem For Eljer High 5" Diverter		
NC0705	DIVERTER CARTRIDGE FOR ELJER		
NC0247	Stem For Eljer Height 4-11/32" Hot / Cold		
NC0248	Stem For Eljer Height 4- 11/16" Diverter		



# FAUCET STEMS / BIBB SEATS

SECTION  
**C**

## Emco

Part Number	Item Description	Finish	Picture
NC0249	Stem For Emco 1-25/32" Hot / Cold		
NC0250	Stem For Emco 1-25/32" Hot / Cold		
NC0251	Stem For Emco 1-3/4" Hot / Cold		
NC0252	Stem For Emco 1-7/8" Hot / Cold		
NC0253	Stem For Emco 1-7/8" Hot / Cold		
NC0254	Stem For Emco 1-7/8" Hot		



# FAUCET STEMS / BIBB SEATS

SECTION  
**C**

## Emco



Part Number	Item Description	Finish	Picture
NC0255	Stem For Emco 1-7/8" Cold		
NC0256	Stem For Emco 2-15/16" Hot		
NC0257	Stem For Emco 2-15/16" Cold		
NC0258	Stem For Emco Height 6- 5/8" Diverter		
NC0259	Stem For Emco Height 3" Diverter		
NC0260	Stem For Emco Height 3-3/4" Diverter		



# FAUCET STEMS / BIBB SEATS

SECTION  
**C**

## Emco

Part Number	Item Description	Finish	Picture
NC0261	Stem for Emco High 3-31/32"		
NC0262	Stem for Emco High 3-19/32"		
NC0263	Stem For Emco High 4" Diverter		







# FAUCET STEMS / BIBB SEATS

SECTION  
**C**

## Federal Huber

Part Number	Item Description	Finish	Picture
NC0284	Stem For Federal Huber Height 1- 19/32" (Hot)		
NC0285	Stem For Federal Huber Height 1- 19/32" (Cold)		



# FAUCET STEMS / BIBB SEATS

SECTION  
**C**

## Galt

Part Number	Item Description	Finish	Picture
NC0286	Stem For Galt Height 2-3/32" (Hot)		
NC0287	Stem For Galt Height 2-3/32" (Cold)		
NC0288	Stem For Galt Height 1-13/16" (Hot)		
NC0289	Stem For Galt Height 1-13/16" (Cold)		
NC0290	Stem For Galt Height 4" (Cold)		
NC0291	Stem For Galt Height 4-13/16"		



# FAUCET STEMS / BIBB SEATS

SECTION  
**C**

## Gerber

Part Number	Item Description	Finish	Picture
NC0292	Stem For Gerber		
NC0293	Stem For Gerber Height 1- 29/32" (Hot) w/ N.P. (2)		
NC0294	Stem For Gerber Height 1- 29/32" (Cold) w/ N.P. (2)		
NC0295	Stem For Gerber Height 1- 5/8" (Hot)		
NC0296	Stem For Gerber Height 1- 5/8" (Cold)		
NC0297	Stem For Gerber 1-5/8" Hot		



# FAUCET STEMS / BIBB SEATS

## SECTION C

### Gerber

Part Number	Item Description	Finish	Picture
NC0298	Stem For Gerber 1-5/8" Cold		
NC0299	Stem For Gerber Height 1- 23/32" (Hot) w/ C.P. (2)		
NC0300	Stem For Gerber Height 1- 23/32" (Cold) w/ C.P. (2)		
NC0301	Stem For Gerber Hot Ceramic Cartridge Broach 16 (B)		
NC0302	Stem For Gerber Height 5- 1/4" (Hot/Cold)		
NC0303	Stem For Gerber Height 5- 3/4" Diverter		



# FAUCET STEMS / BIBB SEATS

## SECTION C

### Gerber

Part Number	Item Description	Finish	Picture
NC0304	Stem For Gerber		
NC0305	Stem For Gerber		
NC0701	CARTRIDGE FOR GERBER		
NC0306	Stem For Gerber		
NC0307	Stem For Gerber		
NC0308	Stem For Glacier 2" Hot		



# FAUCET STEMS / BIBB SEATS

SECTION  
**C**

## Gerber


Part Number	Item Description	Finish	Picture
NC0710	CARTRIDGE FOR GERBER		
NC0714	3-15/16" CARTRIDGE FOR GERBER		
NC0711	MOEN CERAMIC CARTRIDGE, COLD		
NC0712	MOEN CERAMIC CARTRIDGE, HOT		
NC0724	CARTRIDGE FOR GERBER		
NC0725	CARTRIDGE FOR GERBER		



# FAUCET STEMS / BIBB SEATS

SECTION  
**C**

## Gerber


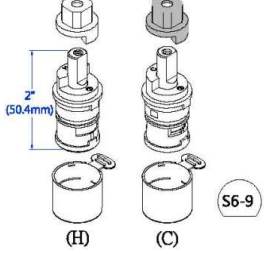
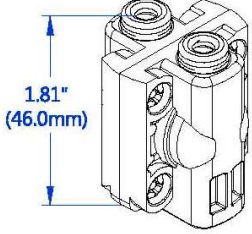
Part Number	Item Description	Finish	Picture
NC0726	CARTRIDGE FOR GERBER		



# FAUCET STEMS / BIBB SEATS

## SECTION C

### Glacier Bay

Part Number	Item Description	Finish	Picture
NC0309	Stem For Glacier 2" Cold		
NC0310	Stem For Glacier Bay (Hot & Cold)		
NC0311	Stem For Glacier Bay		





# FAUCET STEMS / BIBB SEATS

SECTION  
**C**

## Grohe

Part Number	Item Description	Finish	Picture
NC0312	Stem For Grohe Height 3-1/2" (Hot/Cold)		
NC0313	Stem For Grohe Height 2- 1/16" (Hot/Cold)		
NC0314	Stem For Grohe Hot		
NC0315	Stem For Grohe Cold		



# FAUCET STEMS / BIBB SEATS

SECTION  
**C**

## Harden / Harcraft



Part Number	Item Description	Finish	Picture
NC0316	Stem For Harden Hot		
NC0317	Stem For Harden Cold		
NC0318	Stem For Harcraft / Harden 1-5/8" Hot/Cold		
NC0319	Stem For Harcraft / Harden 2-23/32" Hot/Cold		
NC0320	Stem For Harcraft Height 1- 5/8" (Hot)		
NC0321	Stem For Harcraft Height 1- 5/8" (Cold)		



# FAUCET STEMS / BIBB SEATS

SECTION  
**C**

## Harden / Harcraft

Part Number	Item Description	Finish	Picture
NC0322	Stem For Harcraft Height 4- 1/2" (Hot/Cold)		
NC0323	Stem For Harcraft Height 3-1/8" (Hot/Cold)		
NC0324	Stem For Harcraft Height 4-1/4" Diverter		
NC0325	Stem For Harcraft Height 5-3/16" (Hot/Cold)		



## Indiana Brass

Part Number	Item Description	Finish	Picture
NC0326	Stem For Indiana Brass Height 1- 1/2" (Hot) w/ N.P. (2)		
NC0327	Stem For Indiana Brass Height 1- 1/2" (Cold) w/ N.P. (2)		
NC0328	Stem For Indiana Brass Height 1- 1/2" (Hot) w/ C.P. (2)		
NC0329	Stem For Indiana Brass Height 1- 1/2" (Cold) w/ C.P. (2)		
NC0330	Stem For Indiana Brass Height 2- 9/16" (Hot) w/ N.P. (2)		
NC0331	Stem For Indiana Brass Height 2- 9/16" (Cold) w/ N.P. (2)		



# FAUCET STEMS / BIBB SEATS

SECTION  
**C**

## Indiana Brass


Part Number	Item Description	Finish	Picture
NC0332	Stem For Indiana Brass Cold Ceramic Cartridge Broach 18(E)		
NC0333	Stem For Indiana Brass Hot Ceramic Cartridge Broach 18(E)		
NC0334	Stem For Indiana Brass Height 3- 21/32" (Hot)		
NC0335	Stem For Indiana Height 3- 21/32" (Cold)		
NC0336	Stem For Indiana Height 4- 3/4" Diverter		
NC0337	Stem For Indiana Brass Height 5- 1/4" Diverter		



# FAUCET STEMS / BIBB SEATS

SECTION  
**C**

## Indiana Brass

Part Number	Item Description	Finish	Picture
NC0338	Hot Stem		



# FAUCET STEMS / BIBB SEATS

SECTION  
**C**

## Jameco


Part Number	Item Description	Finish	Picture
NC0339	Stem For Jameco Height 1- 27/32" (Hot)		
NC0340	Stem For Jameco Height 1- 27/32" (Cold)		
NC0341	Stem For Jameco Height 2-3/8" (Hot/Cold)		



# FAUCET STEMS / BIBB SEATS

SECTION  
**C**

## Kohler

Part Number	Item Description	Finish	Picture
NC0342	Stem For Kohler Height 2- 3/32" (Hot) w/ N.P.		
NC0343	Stem For Kohler Height 2- 3/32" (Cold) w/ N.P.		
NC0344	Stem For Kohler Height 2-7/8"" (Hot/Cold)		
NC0345	Stem For Kohler Height 2- 1/4" (Hot) w/ C.P.		
NC0346	Stem For Kohler Height 2- 1/4" (Cold) w/ C.P.		
NC0347	Stem For Kohler Height 3- 1/2" (Cold) w/ C.P.		





# FAUCET STEMS / BIBB SEATS

SECTION  
**C**

## Kohler

Part Number	Item Description	Finish	Picture
NC0348	Stem For Kohler Height 3- 1/2" (Hot) w/ C.P.		
NC0349	Stem For Kohler Height 2- 5/32" (Hot) w/ C.P.		
NC0350	Stem For Kohler Height 2- 5/32" (Cold) w/ C.P.		
NC0351	Kohler Height 1-7/16" (Hot)		
NC0352	Kohler Height 1-7/16" (Cold)		
NC0353	Stem For Kohler Height 2- 5/32" (Hot) w/ C.P.		



# FAUCET STEMS / BIBB SEATS

SECTION  
**C**

## Kohler

Part Number	Item Description	Finish	Picture
NC0354	Stem For Kohler Height 2- 5/32" (Cold) w/ C.P.		
NC0355	Stem For Kohler Height 2- 1/2" (Hot) w/ C.P.		
NC0356	Stem For Kohler Height 2- 1/2" (Cold) w/ C.P.		
NC0357	Kohler Height 1-3/8" (Hot / Cold)		
NC0358	Stem For Kohler Height 1- 15/32" (Hot) w/ N.P. (2)		
NC0359	Stem For Kohler Height 1- 15/32" (Cold) w/ N.P. (2)		



# FAUCET STEMS / BIBB SEATS

SECTION  
**C**

## Kohler


Part Number	Item Description	Finish	Picture
NC0360	Stem For Kohler Height 2- 15/16" (Hot) w/ N.P. (2)		
NC0361	Stem For Kohler Height 2- 15/16" (Cold) w/ N.P. (2)		
NC0362	Stem For Kohler Height 2- 1/2" (Hot) w/ N.P. (2)		
NC0363	Stem For Kohler Height 2- 1/2" (Cold) w/ N.P. (2)		
NC0364	Stem For Kohler Height 2- 1/2" (Hot) w/ C.P.		
NC0365	Stem For Kohler Height 2- 1/2" (Cold) w/ C.P.		



# FAUCET STEMS / BIBB SEATS

SECTION  
**C**

## Kohler

Part Number	Item Description	Finish	Picture
NC0366	Stem For Kohler Height 3-27/32" (Hot) w/ C.P.		
NC0367	Stem For Kohler Height 3-27/32" (Cold) w/ C.P.		
NC0368	Stem For Kohler Height 2- 1/2" (Hot/Cold) w/ C.P.		
NC0369	Stem For Kohler Height 1-15/16" (Hot)		
NC0370	Stem For Kohler Height 1-15/16" (Cold)		
NC0371	Stem For Kohler Height 4- 1/4" (Hot/Cold)		



# FAUCET STEMS / BIBB SEATS

## SECTION C

### Kohler

Part Number	Item Description	Finish	Picture
NC0372	Stem For Kohler Height 4- 1/4" (Cold)		
NC0373	Stem For Kohler Height 4- 1/4" (Hot) w/ C.P. (3)		
NC0374	Stem For Kohler Height 4- 1/4" (Cold) w/ C.P. (3)		
NC0375	Stem For Kohler Height 6- 1/8" (Hot/Cold) w/ C.P. (1)		
NC0376	Stem For Kohler High 6" (Hot/Cold)		
NC0377	Stem For Kohler High 5-29/32" (Hot/Cold)		



# FAUCET STEMS / BIBB SEATS

SECTION  
**C**

## Kohler



Part Number	Item Description	Finish	Picture
NC0378	Stem For Kohler High 5" Diverter		
NC0379	Stem For Kohler Height 5- 1/4" Diverter		
NC0380	Stem For Kohler Height 5- 1/8" Diverter w/ C.P. (1)		
NC0381	Stem For Kohler Height 5- 13/32" Diverter w/ C.P. (3)		
NC0382	Stem For Kohler Height 5- 1/4" Diverter		
NC0383	Stem For Kohler Height 5- 17/32" Diverter		



# FAUCET STEMS / BIBB SEATS

## SECTION C

### Kohler

Part Number	Item Description	Finish	Picture
NC0384	Stem For Kohler Height 5- 1/16" (Hot)		
NC0385	Stem For Kohler Height 6" -Diverter		
NC0386	Stem For Kohler		
NC0387	Stem For Kohler		
NC0388	Stem For Kohler		
NC0389	Stem For Kohler		



# FAUCET STEMS / BIBB SEATS

SECTION  
**C**

## Michigan Brass

Part Number	Item Description	Finish	Picture
NC0390	Stem For Michigan Brass Height 2- 1/16" (Hot) w/ N.P.		
NC0391	Stem For Michigan Brass Height 2- 1/16" (Cold) w/ N.P.		
NC0392	Stem For Michigan Brass Height 3- 3/16" (Hot)		
NC0393	Stem For Michigan Brass Height 3- 3/16" (Cold)		
NC0394	Stem For Michigan Brass Height 1-27/32" (Hot)		
NC0395	Stem For Michigan Brass Height 1-27/32" (Cold)		





# FAUCET STEMS / BIBB SEATS

SECTION  
**C**

## Michigan Brass



Part Number	Item Description	Finish	Picture
NC0396	Stem For Michigan Brass Height 4" (Hot) w/ C.P. (2)		
NC0399	Stem For Michigan Brass Height 4" (Cold) w/ C.P. (2)		
NC0400	Stem For Michigan Brass Height 2" (Hot)		
NC0401	Stem For Michigan Brass Height 2" (Cold)		
NC0402	Stem For Michigan Brass Height 4- 29/32" Diverter w/C.P. (2)		



# FAUCET STEMS / BIBB SEATS

SECTION  
**C**

## Midcor


Part Number	Item Description	Finish	Picture
NC0403	Stem For Midcor Height 4- 11/32"		
NC0404	Stem For Midcor		



# FAUCET STEMS / BIBB SEATS

SECTION  
**C**

## Middlefield

Part Number	Item Description	Finish	Picture
NC0405	Stem For Middlefield Height 1- 3/4" (Hot / Cold)		



# FAUCET STEMS / BIBB SEATS

SECTION  
**C**

## Milwaukee

Part Number	Item Description	Finish	Picture
NC0406	Stem For Milwaukee Height 1- 13/16" Hot		A brass stem with a hexagonal base and a threaded top section.
NC0407	Stem For Milwaukee Height 1- 13/16" Cold		A brass stem with a hexagonal base and a threaded top section, similar to NC0406 but for cold water.
NC0408	Stem For Milwaukee Height 2- 7/32" (Hot)		A red plastic stem with a white top section and a red base.
NC0409	Stem For Milwaukee Height 2- 7/32" (Cold)		A blue plastic stem with a white top section and a blue base.
NC0410	Stem For Milwaukee Height 1- 15/32" (Hot/Cold)		A white plastic stem with a black O-ring and two black caps, accompanied by two springs.
NC0411	Stem For Milwaukee Height 1- 31/32" (Hot/Cold)		A white plastic stem with a black O-ring and two black caps, similar to NC0410 but with a different height.



# FAUCET STEMS / BIBB SEATS

SECTION  
**C**

## Milwaukee

Part Number	Item Description	Finish	Picture
NC0412	Stem For Milwaukee Height 2" (Hot/Cold)		
NC0413	Stem For Milwaukee Height 1-29/32" (Hot / Cold)		
NC0414	Stem For Milwaukee Height 2- 9/16" (Hot)		
NC0415	Stem For Milwaukee Height 2- 9/16" (Cold)		
NC0416	Stem For Milwaukee Height 2- 9/16" (Hot)		
NC0417	Stem For Milwaukee Height 1-45/64" (Cold)		



# FAUCET STEMS / BIBB SEATS

## SECTION C

### Milwaukee

Part Number	Item Description	Finish	Picture
NC0418	Stem For Milwaukee Height 4- 15/32" (Hot/Cold)		
NC0419	Stem For Milwaukee Height 3-1/2" (Hot/Cold)		
NC0420	Stem For Milwaukee		



# FAUCET STEMS / BIBB SEATS

## SECTION C

### Mixet







Part Number	Item Description	Finish	Picture
NC0421	Stem For Mixet Height 4- 1/2"		
NC0422	Stem For Mixet WITHOUT SLEEVE Height 4- 1/2" (Hot/Cold)		
NC0423	Stem For Mixet Height 4- 1/2" (Hot/Cold)		
NC0424	Stem For Mixet Height 6" (Hot/Cold)		
NC0425	Stem For Mxet		



# FAUCET STEMS / BIBB SEATS

SECTION  
**C**

## Moën

Part Number	Item Description	Finish	Picture
NC0426	Stem for Moën Hot/Cold		
NC0427	Stem For Moën Height 2- 5/8" (Hot/Cold)		
NC0428	Stem For Moën Height 2- 1/8" (Hot/Cold)		
NC0429	Stem For Moën Height 2-5/8" (Hot/Cold)		
NC0430	Stem For Moën Height 2- 13/16" Extension		
NC0431	Stem For Moën Height 4- 1/8"		







# FAUCET STEMS / BIBB SEATS

SECTION  
**C**

## Moен

Part Number	Item Description	Finish	Picture
NC0432	Stem For Moen Height 4- 1/8"		
NC0433	Stem For Moen (Hot)		



# FAUCET STEMS / BIBB SEATS

SECTION  
**C**

## Mueller



Part Number	Item Description	Finish	Picture
NC0434	Stem For Mueller Height 2-9/16" (Hot)		
NC0435	Stem For Mueller Height 2-9/16" (Cold)		
NC0436	Stem For Mueller Height 2" Hot / Cold		
NC0437	Stem For Mueller Height 5- 3/8" Diverter		



# FAUCET STEMS / BIBB SEATS

SECTION  
**C**

## Newport Brass

Part Number	Item Description	Finish	Picture
NC0438	Stem For Newport Brass Cold Ceramic Cartridge Broach 16 ( Hot )		
NC0439	Stem For Newport Brass Cold Ceramic Cartridge Broach 16 ( Cold )		



# FAUCET STEMS / BIBB SEATS

SECTION  
**C**

## Nibco


Part Number	Item Description	Finish	Picture
NC0440	Stem For Nibco Height 2-9/16" (Diverter)		
NC0441	Stem For Nibco Height 1-15/16" (Hot / Cold)		
NC0442	Stem For Nibco Height 1-15/16" (Hot / Cold)		
NC0443	Stem For Niboc		
NC0444	Stem For Niboc		
NC0720	NIBCO BATH UNIT		



# FAUCET STEMS / BIBB SEATS

SECTION  
**C**

## Nibco


Part Number	Item Description	Finish	Picture
NC0723	SINGLE HANDLE FOR NIBCO		



# FAUCET STEMS / BIBB SEATS

SECTION  
**C**

## Peerless





Part Number	Item Description	Finish	Picture
NC0445	Stem For Peerless 1-51/64" Hot / Cold		



# FAUCET STEMS / BIBB SEATS

SECTION  
**C**

## Phoenix



Part Number	Item Description	Finish	Picture
NC0446	Stem For Phoenix Height 2" (Hot / Cold)		
NC0447	Stem For Phoenix Height 1-11/16" (Hot / Cold)		
NC0448	Stem For Phoenix Height 3- 1/2" Diverter		
NC0449	Stem For Phoenix Height 5- 5/16" Diverter		



# FAUCET STEMS / BIBB SEATS

SECTION  
**C**

## Premier

Part Number	Item Description	Finish	Picture
NC0450	Stem For PREMIER Height 1-13/16" (Hot)		
NC0451	Stem For PREMIER Height 1-13/16" (Cold)		





# FAUCET STEMS / BIBB SEATS

SECTION  
**C**

## Price Pfister

Part Number	Item Description	Finish	Picture
NC0452	Stem For Price Pfister Height 2" (Hot)		
NC0453	Stem For Price Pfister Height 2" (Cold)		
NC0454	Stem For Price Pfister Height 1-15/16" (Hot)		
NC0455	Stem For Price Pfister Height 1-15/16" (Cold)		
NC0456	Stem For Price Pfister Height 2" (Hot)		
NC0457	Stem For Price Pfister Height 1-9/16" (Hot)		



# FAUCET STEMS / BIBB SEATS

SECTION  
**C**

## Price Pfister

Part Number	Item Description	Finish	Picture
NC0458	Stem For Price Pfister Height 1-9/16" (Cold)		
NC0459	Stem For Price Pfister Height 1-9/16" (Hot)		
NC0460	Stem For Price Pfister Height 1-9/16" (Cold)		
NC0461	Stem For Price Pfister Height 1-9/16" (Hot)		
NC0462	Stem For Price Pfister Height 1-9/16" (Cold)		
NC0463	Stem For Price Pfister Height 1-5/8" (Hot / Cold)		



# FAUCET STEMS / BIBB SEATS

SECTION  
**C**

## Price Pfister

Part Number	Item Description	Finish	Picture
NC0464	Stem For Price Pfister Height 2" (Hot)		
NC0465	Stem For Price Pfister Height 2" (Cold)		
NC0466	Stem For Price Pfister Height 1-5/8" (Hot / Cold)		
NC0467	Stem For Price Pfister Height 2-19/32" (Hot / Cold)		
NC0468	Stem For Price Pfister Height 3-5/32" (Diverter)		
NC0469	Stem For Price Pfister Height 3" (Hot / Cold)		



# FAUCET STEMS / BIBB SEATS

SECTION  
**C**

## Price Pfister

Part Number	Item Description	Finish	Picture
NC0470	Stem For Price Pfister Height 3-5/32" (Diverter)		
NC0471	Stem For Price Pfister Height 2" (Hot / Cold)		
NC0472	Stem For Price Pfister Height 1-15/16" (Hot / Cold)		
NC0473	Stem For Price Pfister Height 1-25/32" (Hot / Cold)		
NC0474	Stem For Price Pfister Height 2-1/4" (Hot)		
NC0475	Stem For Price Pfister Height 2-1/4" (Cold)		



# FAUCET STEMS / BIBB SEATS

SECTION  
**C**

## Price Pfister

Part Number	Item Description	Finish	Picture
NC0476	Stem For Price Pfister Height 1-1/8" (Hot / Cold)		
NC0477	Stem For Price Pfister Height 2-5/16" (Hot)		
NC0478	Stem For Price Pfister Height 2-5/16" (Cold)		
NC0479	Stem For Price Pfister Height 3-1/4" (Hot)		
NC0480	Stem For Price Pfister Height 3-1/4" (Cold)		
NC0481	Stem For Price Pfister Height 1-15/16" (Hot)		



# FAUCET STEMS / BIBB SEATS

SECTION  
**C**

## Price Pfister

Part Number	Item Description	Finish	Picture
NC0482	Stem For Price Pfister Height 1-15/16" (Cold)		
NC0483	Stem For Price Pfister Height 1-19/32" (Hot / Cold)		
NC0484	Stem For Price Pfister Height 1-27/32" (Hot / Cold)		
NC0485	Stem For Price Pfister Height 2-3/8" -Extenders		
NC0486	Stem For Price Pfister Height 4-1/8" (Hot / Cold)		
NC0487	Stem For Price Pfister 1-1/2" extension		



# FAUCET STEMS / BIBB SEATS

SECTION  
**C**

## Price Pfister

Part Number	Item Description	Finish	Picture
NC0488	Stem For Price Pfister Height 5- 1/4" (Hot) w/ C.P. (1)		
NC0489	Stem For Price Pfister Height 5- 1/4" (Cold) w/ C.P. (1)		
NC0490	Stem For Price Pfister Height 4- 5/8" (Cold)		
NC0491	Stem For Price Pfister High 5" (Hot/Cold) w/ C.P. (1)		
NC0492	Stem For Price Pfister Height 5- 1/2" (Hot/Cold)		
NC0493	Stem For Price Pfister Height 5- 1/2" Diverter		



# FAUCET STEMS / BIBB SEATS

SECTION  
**C**

## Price Pfister

Part Number	Item Description	Finish	Picture
NC0494	Stem For Price Pfister Height 5- 1/2" (Hot/Cold)		
NC0495	Stem For Price Pfister Height 5- 1/2" Diverter		
NC0496	Stem For Price Pfister Height 4- 1/4" (Hot/Cold)		
NC0497	Stem For Price Pfister Height 4- 1/4" Diverter		
NC0498	Stem For Price Pfister Height 4- 1/4" (Cold)		
NC0499	Stem For Price Pfister High 5" Diverter w/ C.P.		





# FAUCET STEMS / BIBB SEATS

SECTION  
**C**

## Price Pfister

Part Number	Item Description	Finish	Picture
NC0500	Stem For Price Pfister High 5" (Hot/Cold) w/ C.P. (1)		
NC0501	Stem For Price Pfister Height 4- 5/8"		
NC0502	Stem For Price Pfister Height 6" (Hot/Cold)		
NC0503	Stem For Price Pfister Height 5" (Hot/Cold) w/ C.P. (1)		
NC0504	Stem For Price Pfister Height 2- 13/16" (Hot)		
NC0505	Stem For Price Pfister Height 2- 13/16" (Cold)		



# FAUCET STEMS / BIBB SEATS

SECTION  
**C**

## Price Pfister

Part Number	Item Description	Finish	Picture
NC0506	Stem For Price Pfister Height 3-1/4" (Hot)		
NC0507	Stem For Price Pfister Height 3-1/4" (Cold)		
NC0508	Stem For Price Pfister (Hot) Ceramic Cartridge Broach 12 (H)		
NC0509	Stem For Price Pfister Height 4-1/2" -Diverter		
NC0510	Stem For Price Pfister T & S (Hot) Ceramic Cartridge Broach 12 (H)		
NC0511	Stem For Price Pfister		

**Price Pfister**

Part Number	Item Description	Finish	Picture
NC0512	Stem For Price Pfister		
NC0513	Stem For Price Pfister		
NC0514	Stem For Price Pfister		
NC0515	Stem For Price Pfister		
NC0516	Stem For Price Pfister		
NC0517	Stem For Price Pfister		



# FAUCET STEMS / BIBB SEATS

SECTION  
**C**

## Price Pfister



Part Number	Item Description	Finish	Picture
NC0702	P.P. CERAMIC CARTRIDGE, COLD		
NC0703	P.P. CERAMIC CARTRIDGE, HOT		
NC0721	PRICE PFISTER CERAMIC CARTRIDGE		
NC0722	PRICE PFISTER CERAMIC CARTRIDGE		
NC0727	CARTRIDGE FOR P.P.		



# FAUCET STEMS / BIBB SEATS

SECTION  
**C**

## Repcal



Part Number	Item Description	Finish	Picture
NC0518	Stem For Repcal Height 4- 27/32" (Hot/Cold)		
NC0519	Stem For Repcal Height 5-15/16" (Hot/Cold)		



# FAUCET STEMS / BIBB SEATS

SECTION  
**C**

## Richmond

Part Number	Item Description	Finish	Picture
NC0520	Stem For Richmond Height 3" (Hot)		
NC0521	Stem For Richmond Height 3" (Cold)		



# FAUCET STEMS / BIBB SEATS

SECTION  
**C**

## Royal Brass

Part Number	Item Description	Finish	Picture
NC0522	Stem For Royal Brass Height 1-19/32" (Hot)		
NC0523	Stem For Royal Brass Height 1-19/32" (Cold)		
NC0524	Stem For Royal Brass Height 6-1/8" (Hot / Cold)		



# FAUCET STEMS / BIBB SEATS

SECTION  
**C**

## Sayco

Part Number	Item Description	Finish	Picture
NC0525	Stem For Sayco Height 3-15/16" (Hot)		
NC0526	Stem For Sayco Height 4- 29/32" Diverter		
NC0527	Stem For Sayco High 5" (Hot/Cold) w/ C.P. (1)		
NC0528	Stem For Sayco Height 4- 1/2" (Hot)		
NC0529	Stem For Sayco Height 4- 1/2" (Cold)		
NC0530	Stem For Sayco Height 4- 1/2" Diverter		





# FAUCET STEMS / BIBB SEATS

SECTION  
**C**

## Sayco

Part Number	Item Description	Finish	Picture
NC0531	Stem For Sayco High 5" (Hot/Cold) w/ C.P. (1)		A brass faucet stem with a long silver-colored threaded section and a brass handle end.
NC0532	Stem For Sayco Height 4- 15/16" (Hot/Cold)		A shorter brass faucet stem with a long silver-colored threaded section and a brass handle end.
NC0533	Stem For Sayco		A brass faucet stem with a long silver-colored threaded section and a brass handle end, similar to NC0531.



# FAUCET STEMS / BIBB SEATS

SECTION  
**C**

## Savoy

Part Number	Item Description	Finish	Picture
NC0534	Stem For Savoy Height 1- 3/4" (Hot) w/ C.P. (2)		
NC0535	Stem For Savoy Height 1- 3/4" (Cold) w/ C.P. (2)		
NC0536	Stem For Savoy Height 2-7/32" (Hot) w/ C.P. (2)		
NC0537	Stem For Savoy Height 2-7/32" (Cold) w/ C.P. (2)		
NC0538	Stem For Savoy Height 2-7/32" (Hot)		
NC0539	Stem For Savoy Height 2-7/32" (Cold)		



# FAUCET STEMS / BIBB SEATS

## SECTION C

### Savoy





Part Number	Item Description	Finish	Picture
NC0540	Stem For Sayco Hot/Cold Ceramic Cartridge ROACH 16 (B)		
NC0541	Stem For Savoy Height 1-17/32" (Hot) w/ C.P. (2)		
NC0542	Stem For Savoy Height 1-17/32" (Cold) w/ C.P. (2)		
NC0543	Stem For Savoy Height 5- 1/8" (Hot/Cold) w/ C.P. (1)		
NC0544	Stem For Savoy Height 4- 19/32" (Hot/Cold)		
NC0545	Stem For Savoy Height 6- 1/8" Diverter		



# FAUCET STEMS / BIBB SEATS

SECTION  
**C**

## Savoy





Part Number	Item Description	Finish	Picture
NC0546	Stem For Savoy Height 6- 1/8" Diverter		
NC0547	Stem For Savoy Height 5- 3/4" (Hot/Cold) w/ C.P. (1)		
NC0548	Stem For Savoy Height 3- 5/8" (Hot) w/ C.P. (1)		
NC0549	Stem For Savoy Height 3- 5/8" (Cold) w/ C.P. (1)		
NC0550	Stem For Savoy Height 4- 1/8" (Hot/Cold)		
NC0551	Stem For Savoy Height 5- 13/16" (Hot/Cold) w/ C.P. (1)		



# FAUCET STEMS / BIBB SEATS

SECTION  
**C**

## Savoy


Part Number	Item Description	Finish	Picture
NC0552	Stem For Savoy Height 4- 3/8" (Hot/Cold)		
NC0553	Stem For Savoy Height 3- 13/16" (Hot/Cold)		
NC0554	Stem For Savoy Height 4" (Hot/Cold)		
NC0555	Stem For Savoy Height 5- 5/16" (Hot/Cold)		



# FAUCET STEMS / BIBB SEATS

SECTION  
**C**

## Schaible

Part Number	Item Description	Finish	Picture
NC0556	Stem For Schaible Height 1- 29/32" (Cold) w/ N.P.		




# FAUCET STEMS / BIBB SEATS

## SECTION C

### Speakman

Part Number	Item Description	Finish	Picture
NC0557	Stem For Speakman Height 1- 5/8" (Hot) w/ N.P. (2)		
NC0558	Stem For Speakman Height 1- 5/8" (Cold) w/ N.P. (2)		
NC0559	Stem For Speakman Long Hot Ceramic Cartridge Broach 20(D)		
NC0560	Stem For Speakman Long Cold Ceramic Cartridge Broach 20(D)		
NC0561	Stem For Speakman Long Hot Ceramic Cartridge Broach 20(D)		
NC0562	Stem For Speakman Long Cold Ceramic Cartridge Broach 20(D)		

## Speakman

Part Number	Item Description	Finish	Picture
NC0563	Stem For Speakman Hot/Cold Ceramic Cartridge Broach 20 (D)		
NC0564	Stem For Speakman Hot/Cold Ceramic Cartridge Broach 20 (D)		
NC0565	Stem For Speakman Height 4-27/32" (Hot)		
NC0566	Stem For Speakman Height 4-27/32" (Cold)		
NC0567	Stem For Speakman Height 4-1/8"		
NC0568	Stem For Speakman Height 3-31/32" (Hot/Cold)		





# FAUCET STEMS / BIBB SEATS

## SECTION C

### Speakman

Part Number	Item Description	Finish	Picture
NC0569	Stem For Speakman Height 5- 1/16" (Hot/Cold) w/ C.P. (1)		
NC0570	Stem For Speakman Height 5- 1/16" (Hot/Cold) w/ C.P. (1)		
NC0571	Stem For Speakman Height 4- 3/4" (Hot/Cold) w/ C.P. (1)		
NC0572	Stem For Speakman Height 3-15/16" (Hot)		
NC0573	Stem For Speakman Height 4-15/64" (Diverter)		
NC0574	Stem For Speakman (Hot/Cold)		



# FAUCET STEMS / BIBB SEATS

SECTION  
**C**

## Sterling

Part Number	Item Description	Finish	Picture
NC0575	Stem For Sterling Height 1- 17/32" (Hot)		
NC0576	Stem For Sterling Height 1- 17/32" (Cold)		
NC0577	Stem For Sterling Height 1- 1/8" (Hot)		
NC0578	Stem For Sterling Height 1- 1/8" (Cold)		
NC0579	Stem For Sterling Height 1- 3/4" (Hot)		
NC0580	Stem For Sterling Height 1- 3/4" (Cold)		



# FAUCET STEMS / BIBB SEATS

SECTION  
**C**

## Sterling

Part Number	Item Description	Finish	Picture
NC0581	Stem For Sterling Height 1- 13/16" (Hot / Cold)		
NC0582	Stem For Sterling Height 1- 5/8" (Hot) w/ C.P. (2)		
NC0583	Stem For Sterling Height 1- 5/8" (Cold) w/ C.P. (2)		
NC0584	Stem For Sterling Height 1- 29/32" (Cold)		
NC0585	Stem For Sterling Height 1- 29/32" (Cold)		
NC0586	Stem For Sterling Height 2- 1/4" (Hot) w/ C.P.		



# FAUCET STEMS / BIBB SEATS

SECTION  
**C**

## Sterling

Part Number	Item Description	Finish	Picture
NC0587	Stem For Sterling Height 2- 1/4" (Cold) w/ C.P.		
NC0588	Stem For Sterling Height 2- 1/4" (Hot) w/ C.P.		
NC0589	Stem For Sterling Height 2- 1/4" (Cold) w/ C.P.		
NC0590	Stem For Sterling Height 1- 13/16" (Hot)		
NC0591	Stem For Sterling Height 1- 13/16" (Cold)		
NC0592	Stem For Sterling Height 1- 7/8" (Hot)		



# FAUCET STEMS / BIBB SEATS

SECTION  
**C**

## Sterling

Part Number	Item Description	Finish	Picture
NC0593	Stem For Sterling Height 1- 7/8" (Cold)		
NC0594	Stem For Sterling (Hot / Cold)		
NC0595	Stem For Sterling		
NC0596	Stem For Sterling Height 1- 23/32" (Hot / Cold)		
NC0597	Stem For Sterling Height 1- 23/32" (Hot / Cold)		
NC0598	Stem For Sterling Height 1- 3/4" (Hot / Cold)		



# FAUCET STEMS / BIBB SEATS

SECTION  
**C**

## Sterling

Part Number	Item Description	Finish	Picture
NC0599	Stem For Sterling (Hot) Ceramic Cartridge Broach Square		
NC0600	Stem For Sterling (Cold) Ceramic Cartridge Broach Square		
NC0601	Stem For Sterling Height 3- 7/8" (Hot/Cold)		
NC0602	Stem For Sterling Height 4- 11/16" (Hot/Cold)		
NC0603	Stem For Sterling Height 4- 5/8" Diverter		
NC0604	Stem For Sterling Height 5-3/8" (Hot/Cold)		



# FAUCET STEMS / BIBB SEATS

SECTION  
**C**

## Sterling

Part Number	Item Description	Finish	Picture
NC0605	Stem For Sterling Height 5-5/8" (Diverter)		
NC0606	Stem For Sterling Height 3- 13/16" (Hot/Cold)		
NC0607	Stem For Sterling Height 4- 3/8" (Hot/Cold)		
NC0608	Stem For Sterling Height 5" Diverter		
NC0609	Stem For Sterling Height 5" Diverter		
NC0610	Stem For Sterling Height 4- 1/2" Diverter		



# FAUCET STEMS / BIBB SEATS

SECTION  
**C**

## Sterling

Part Number	Item Description	Finish	Picture
NC0611	Stem For Sterling High 5" Diverter		
NC0612	Stem For Sterling High 4" (Hot/Cold)		
NC0613	Stem For Sterling Height 4- 1/4" (Hot/Cold)		
NC0614	Stem For Sterling Height 3- 23/32" (Hot/Cold)		
NC0615	Stem For Sterling Height 5-11/32" (Hot/Cold)		
NC0616	Stem For Sterling		

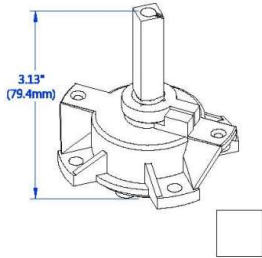
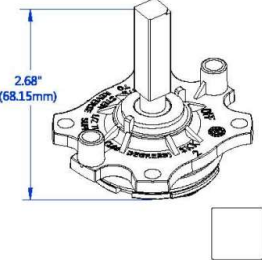




# FAUCET STEMS / BIBB SEATS

## SECTION C

### Sterling

Part Number	Item Description	Finish	Picture
NC0617	Stem For Sterling		
NC0618	Stem For Sterling		



## Streamway

Part Number	Item Description	Finish	Picture
NC0619	Stem For Streamway Height 1- 5/8" (Hot)		
NC0620	Stem For Streamway Height 1- 5/8" (Cold)		
NC0621	Stem For Streamway Height 1- 47/64" (Hot)		
NC0622	Stem For Streamway Height 1- 47/64" (Cold)		
NC0623	Stem For Streamway Height 1- 7/8" (Diverter)		
NC0624	Stem For Streamway Height 3- 1/16" Diverter w/ C.P. (2)		



# FAUCET STEMS / BIBB SEATS

SECTION  
**C**

## Streamway



Part Number	Item Description	Finish	Picture
NC0625	Stem For Streamway Height 3- 5/8" (Hot/Cold)		
NC0626	Stem For Streamway Height 3- 1/2" Diverter w/ C.P. (2)		
NC0627	Stem For Streamway Height 3- 5/8" (Hot/Cold)		
NC0628	Stem For Streamway Height 4-7/8" (Hot/Cold)		
NC0629	Stem For Streamway Height 3- 1/2" Diverter		



# FAUCET STEMS / BIBB SEATS

SECTION  
**C**

## Symmons

Part Number	Item Description	Finish	Picture
NC0630	Symmons replacement 4-11/32" (Hot)		
NC0631	Symmons replacement 4-11/32" (Cold)		



# FAUCET STEMS / BIBB SEATS

SECTION  
**C**

## T & S

Part Number	Item Description	Finish	Picture
NC0632	Stem For T & S Height 1- 17/32" (Hot)		
NC0633	Stem For T & S Height 1- 17/32" (Cold)		
NC0634	Stem For T & S Height 2- 13/16" (Hot) w/ C.P. (1)		
NC0635	Stem For T & S Height 2- 13/16" (Cold) w/ C.P. (1)		
NC0636	Stem For T & S Height 1- 17/32" (Hot)		
NC0637	Stem For T & S Height 1- 17/32" (Cold)		



# FAUCET STEMS / BIBB SEATS

## SECTION C

### T & S


Part Number	Item Description	Finish	Picture
NC0638	Stem For T & S Height 2- 13/16" (Hot) w/ C.P. (1)		
NC0639	Stem For T & S Height 2- 13/16" (Cold) w/ C.P. (1)		
NC0640	Stem For T & S Height 2- 13/16" (Hot) w/ C.P.		
NC0641	Stem For Stem For T & S Height 2- 13/16" (Cold) w/ C.P.		
NC0642	Stem For T & S Height 2- 13/16" (Hot) w/ C.P.		
NC0643	Stem For T & S Height 2- 13/16" (Cold) w/ C.P.		



# FAUCET STEMS / BIBB SEATS

SECTION  
**C**

## T & S

Part Number	Item Description	Finish	Picture
NC0644	Stem For T & S Height 1-1/16" Bonnet		



# FAUCET STEMS / BIBB SEATS

SECTION  
**C**

## Union Brass

Part Number	Item Description	Finish	Picture
NC0645	Stem For Union Brass Height 1- 17/32" (Hot)		
NC0646	Stem For Union Brass Height 1- 17/32" (Cold)		
NC0647	Stem For Union Brass Height 1- 15/16" (Hot) w/ N.P.		
NC0648	Stem For Union Brass Height 1- 15/16" (Cold) w/ N.P.		
NC0649	Stem For Union Brass Height 1- 15/16" (Hot) w/ N.P.		
NC0650	Stem For Union Brass Height 1- 15/16" (Cold) w/ N.P.		





## Union Brass

Part Number	Item Description	Finish	Picture
NC0651	Stem For Union Brass Height 1-15/32" (Hot)		
NC0652	Stem For Union Brass Height 3- 3/4" Diverter		
NC0653	Stem For Union Brass Height 1- 7/16" (Hot)		
NC0654	Stem For Union Brass Height 1- 7/16" (Cold)		
NC0655	Stem For Union Brass Height 1- 15/32" (Cold)		
NC0656	Stem For Union Brass Height 3- 5/16" (Hot / Cold)		



## Union Brass

Part Number	Item Description	Finish	Picture
NC0657	Stem For Union Brass Height 3- 1/4" (Hot)		
NC0658	Stem For Union Brass Height 3- 1/4" (Cold)		
NC0659	Stem For Union Brass Height 3- 1/4" (Hot)		
NC0660	Stem For Union Brass Height 3- 1/4" (Cold)		
NC0661	Stem For Union Brass Height 4-29/32" (Hot / Cold)		
NC0662	Stem For Union Brass Height 3-3/4" (Diverter)		



# FAUCET STEMS / BIBB SEATS

SECTION  
**C**

## Union Brass

Part Number	Item Description	Finish	Picture
NC0663	Stem For Union Brass Height 4-5/8" (Diverter)		
NC0664	Stem For Union Brass Height 4-3/4" (Diverter)		
NC0665	Stem For Union Brass Height 4- 3/4" Diverter		



# FAUCET STEMS / BIBB SEATS

SECTION  
**C**

## Valley

Part Number	Item Description	Finish	Picture
NC0666	Stem For Valley Height 2-7/8"		
NC0667	Stem For Valley Height 2- 17/32" (Hot/Cold)		
NC0668	Stem For Valley Height 3- 27/64" (Cold)		
NC0669	Stem For Valley Height 3- 27/64" (Cold)		
NC0670	Stem For Valley Height 2- 5/8" (Hot/Cold)		
NC0671	Stem For Valley Height 2- 5/8" (Hot/Cold)		



# FAUCET STEMS / BIBB SEATS

## SECTION C

### Valley

Part Number	Item Description	Finish	Picture
NC0672	Stem For Valley Height 2- 3/8" (Hot/Cold)		
NC0673	Stem For Valley Height 2- 5/16" (Hot/Cold)		
NC0674	Stem For Valley Height 1-27/32" (Hot/Cold)		
NC0675	Stem For Valley Height 3-15/16" (Hot/Cold)		
NC0676	Stem For Valley Height 4- 3/4" Diverter		
NC0677	Stem For Valley		 B-7



# FAUCET STEMS / BIBB SEATS

SECTION  
**C**

## Waltec

Part Number	Item Description	Finish	Picture
NC0678	Stem For Waltec Height 1- 15/32" (Hot)		
NC0679	Stem For Waltec Height 1- 13/16" (Hot)		
NC0680	Stem For Waltec Height 1- 11/16" (Cold)		
NC0681	Stem For Waltec Height 2-23/32" (Diverter)		
NC0682	Stem For Waltec Height 2-1/8" (Hot)		
NC0683	Stem For Waltec Height 2-1/8" (Cold)		



# FAUCET STEMS / BIBB SEATS

SECTION  
**C**

## Waltec

Part Number	Item Description	Finish	Picture
NC0684	Stem For Waltec Height 2-5/16" (Diverter)		
NC0685	Stem For Waltec Height 4- 1/8" w/ C.P.		
NC0686	Stem for Waltec 5" Diverter w/ N.P. (1)		
NC0687	Stem for Waltec Height 4-15/16"-Diverter		



# FAUCET STEMS / BIBB SEATS

SECTION  
**C**

## Wallaceburg

Part Number	Item Description	Finish	Picture
NC0688	Stem For Wallaceburg Height 2-1/4" (Hot)		
NC0689	Stem For Wallaceburg Height 2-1/4" (Cold)		
NC0690	Stem For Wallaceburg Height 2-1/16" (Hot)		
NC0691	Stem For Wallaceburg Height 2-1/16" (Cold)		
NC0692	Stem For Wallaceburg Cold Ceramic Cartridge Broach 30		
NC0693	Stem For Wallaceburg Height 4- 7/8" (Hot/Cold)		






# FAUCET STEMS / BIBB SEATS

SECTION  
**C**

## Wallaceburg



Part Number	Item Description	Finish	Picture
NC0694	Stem For Wallaceburg Height 5" Diverter		



# FAUCET STEMS / BIBB SEATS

SECTION  
**C**

## Wellington

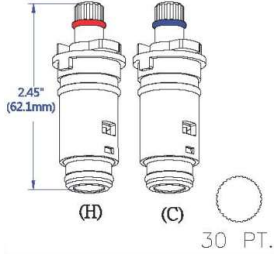

Part Number	Item Description	Finish	Picture
NC0695	Stem For Wellington Height 2-1/8" (Hot)		
NC0696	Stem For Wellington Height 2-1/8" (Cold)		



# FAUCET STEMS / BIBB SEATS

## SECTION C

### Wolverine

Part Number	Item Description	Finish	Picture
NC0697	Stem For Wolverine		
NC0698	Stem For Wolverine		
NC0728	WOLVERINE BRASS SINGLE LEVER CARTRIDGE		