

Calling on *The Record*

Answering the Paranormal & Supernatural

Written by Bryant Stone (*The Architect*)

Overview

Ghosts... precognitions... intuitions... we have **long dismissed these phenomena as pseudoscience**. Yet... throughout human history, we have experienced them... across people, locations, and centuries. These phenomena are **clearly real** and occur with enough regularity to be a common experience. In this paper, I tested the hypothesis that these phenomena arise from **not knowing about *The Record***—the fractal memory of existence. The goal was simple: **empirically confirm the existence of *The Record* by testing and falsifying the independence assumption**—the foundational axiom of modern science and statistics—that **one event does not dictate the next**. We have yet to confirm it empirically. If *The Record* exists, then **all events are physically connected**, and the outcome of **one event determines the outcome of the next**. Using an innovative, new experimental paradigm called ***The Dice Experiment***, I tracked the probabilities of dice roll outcomes using **17 samples of 3,600 die rolls**, using 1) dice with 4-20 sides and 2) Python code and quantum fluctuation random number generated dice rolls. Given that a single die roll gives each face a $1/6$ probability, when you roll it again, the independence assumption demands that it stays $1/6$. **This independence did not occur in any of the 17 samples—falsifying the independence assumption**. The results showed that die rolls **oscillate in waves** over successive rolls, and it is visible to the naked eye (Cohen's $d_s = 0.32-0.52$). Further, when I left the dice with the **1 side face up on a table for 10 hours**, it resulted in the **suppression of repeated 1s** ($d = 1.58$) and a **cubic emergence** ($R^2 = 99.82\%$) of 1s across the trials, **beating the linear prediction of the independence assumption** ($R^2 = 98.83\%$; $d = 1.66$). The findings **confirm *The Record*** with world-shattering implications; among them is **the truth about the paranormal and supernatural**: they emerged simply from **not knowing about *The Record***. In the final pages of *The Show of Existence*, I reached into the randomness of **1 million Python die rolls** and pulled out **the exact numerical expression of existence** with an **error between the data and math of 1.70%**. The empirical values, (Cramer's $V = .0127$), **fit the predicted values from *The Theory* 22x better than the independence assumption**, ($V = .2826$), a conclusive, empirical knockout for *The Theory of Existence*. Ultimately, Papers 1-11 let us **understand existence**, Paper 12 lets us **see and feel it**, and it will leave you... breathless...

Note: This work is licensed under a Creative Commons Attribution-Non-Commercial-Share-Alike 4.0 International License. To view this license, visit <https://creativecommons.org/licenses/by-nc-sa/4.0>. For any for-profit use of this intellectual property, please email me at Academic@TheTheoryofExistence.com to obtain permission to use the contents of this article in your original works. The following for-profit media do not require my permission: YouTube videos, podcasts, blogs, personal newsletters, independent fashion, independent crafts, independent apparel, independent artwork, music and performance, individual news articles and segments, original independent publishing, and social media posts. The following personnel do not require my permission for for-profit use: K-12 teachers, pre-school teachers, nonprofit learning or advocacy groups, and independent educators. You do not need my permission for all artificial intelligence training and modification. The contents of this article are part of a larger theory called *The Theory of Existence*. You can find *The Theory of Existence*, *The Show of Existence* (other empirical work), *The Theorem of Existence* (math supporting *The Theory*), and *The Story of Existence: A Magical Tale* (a kid's book version of *The Theory*) at www.TheTheoryofExistence.com. For business inquiries, please email me at Contact@TheTheoryofExistence.com. For personal correspondence, please email me at Bryant@TheTheoryofExistence.com. This work has not been peer-reviewed, and it is not for peer-review.

Background & Findings

Throughout *The Show of Existence*, I set out to **empirically validate my claim that *The Theory of Existence* is the one and only Grand Unified Theory of Everything**—a term I coined for a theory that explains... everything... In Papers 1-11, we saw *The Theory* tackle **all the major mysteries in intellectual discourse**—the origin of existence, dark matter and energy, black holes, intelligence, consciousness, and the mechanics of large-scale systems—all tied together with a **single, ancient equation** ($\Phi = \Omega/\Delta$). However, the empirical confirmation of *The Theory* as the real **Grand Unified Theory of Everything cannot stop at the major intellectual mysteries** because they do not capture the full spectrum of phenomena in existence. *The Theory* must also be able to use it to empirically explain the remaining phenomena we usually never touch in scientific work: **the paranormal and supernatural**.

When it comes to the paranormal and supernatural, the real question that comes to mind is: if these phenomena and their documented reoccurrences are, as science claims, “not real,” “not observable,” “not possible,” and “not worthy of study,” then **why do these same experiences occur with remarkable frequency across people, places, and centuries?** Nearly everyone on Earth has encountered at least one or two of them—often more. **We cannot say these phenomena are not real** when they so clearly occur. What we mean to say is that **we cannot yet explain them**. However, once we strip away the usual dismissals—confirmation bias, coincidence, wishful thinking, superiority—it becomes evident that **these phenomena**, for whatever reason, **do exist**.

How can we ever hope to understand the paranormal and supernatural **if we refuse to try?** This collective refusal ensures **ignorance by choice**. We have mapped fractions of a second after the Big Bang and dissected subatomic particles, **yet still claim these** universally reported **phenomena are beyond our reach?** It’s not incapacity—it’s **intellectual cowardice**. The truth is that the scientific hesitation is not about evidence; it’s about *risk*. Studying such phenomena threatens careers, reputations, and funding streams... which is precisely why **I’m going to tackle them head-on**—because I care more about **truth, science, and knowledge**... so let’s get into it.

Living in a Fractal Universe

If you want a more thorough introduction to *The Theory of Existence*, you can read [Paper 11: The Dance of Stability & Complexity: The Equation of Existence as the Universal Lens](#) for an overview and [The Theory of Existence](#) for a detailed exploration. However, if you want to stay here with me right now, there are **three essential concepts** to understand — **Stability, Complexity, and Definedness** — that govern **existence**. They are *not* things that exist; they are **names for the patterns in which existence behaves** and evolves.

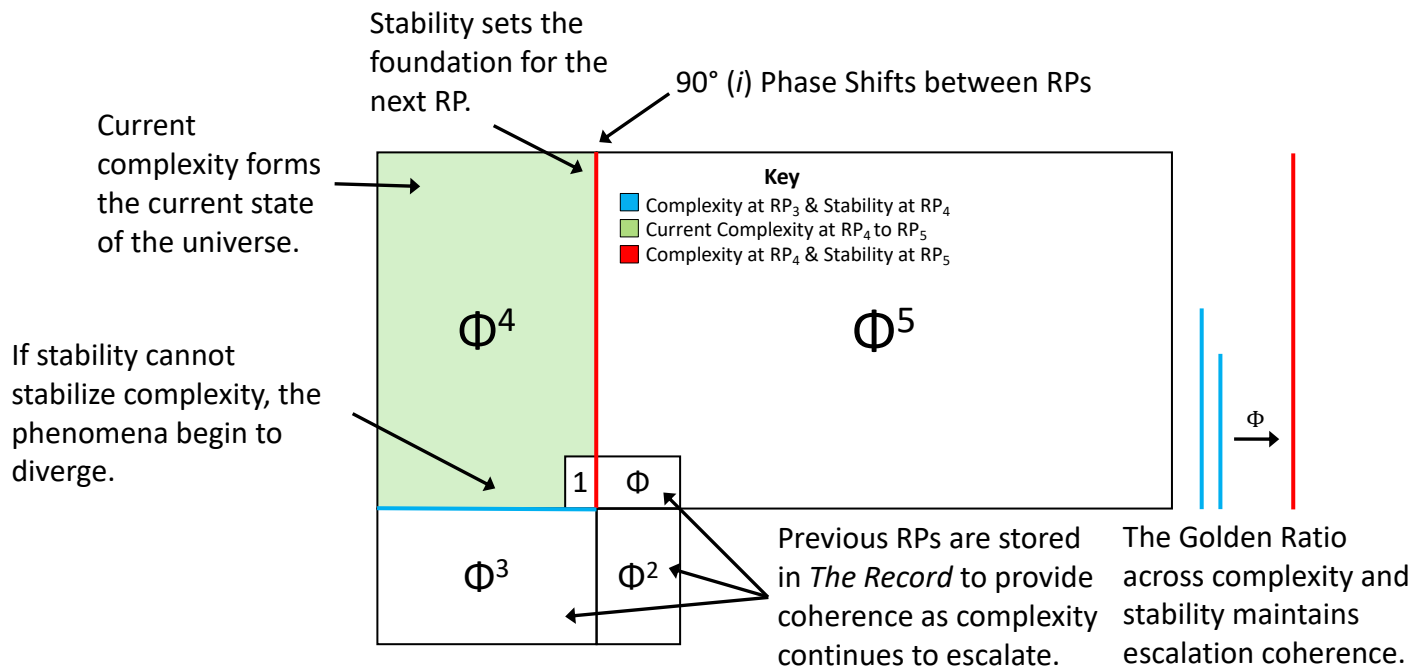
Stability is the degree to which complexity is attracted to complexity. It is the foundational structure that ensures phenomena persist, cohere, and structure—it’s what makes planets round, causes social elites to cluster together, and **prevents phenomena from diverging**. **Complexity is the degree to which phenomena escalate from basic to structured forms.** It is what drives variation, diversity, and growth, **enabling phenomena to evolve** from simple atoms into molecules, and eventually, entire galaxies. **Definedness is the degree to which something exists, as existence functions on a continuum based on its alignment** with the unfolding of existence. It is the unifying proportional balance of stability and complexity, essentially **measuring whether phenomena have successfully emerged, converged into persistent forms, or diverged**. These principles form *The Equation of Existence*—the ancient, ultimate universal equation that explains everything that has, does, and can exist.

$$\Phi = \frac{\Omega}{\Delta} \rightarrow \text{Definedness} = \frac{\text{Stability}}{\text{Complexity}}$$

One of the most important reframes provided by *The Theory of Existence*, which I confirmed in [Paper 6: There Is No Evidence That Time & Space Are Continuous](#), is that **existence is composed of discrete snapshots** that stack on top of one another, which is **how it progresses**. Thus, we need a **discrete alternative** to spacetime, which *The Theory* provides. **Time becomes recursions**, where the output of one moment serves as the input for the next. Recursions are discreet, iterative ticks, which means that even though time is moving forward, **each recursion has a starting point and a stopping point**. Then, **space becomes propagations**. Propagations are discreet, finite points you reach as you zoom all the way down to as small as you can see. **Each propagation has a starting point and a stopping point**, and you could conceptualize propagations as the smallest units of space, almost like **pixels of existence**. Recursions and propagations are **two ways existence behaves**, and existence does so simultaneously (as current physics supports), so **instead of saying spacetime**, we would say **recursive propagations**—the fundamental mechanics underlying existence. I call them **RPs** for short.

The way existence evolves, and stacks RPs occur in three parts: 1) **a recursive propagation occurs**, which forms complexity at RP_n . Therefore, **recursive propagations equal complexity** at this stage. Complexity does not have definedness yet; **it technically does not exist** when it is formed because it has not finished the process of

existence until, 2) the **complexity turns into stability** at RP_{n-1} while RP_n forms the next complexity. **We always exist at RP_{n-1}** which sits at the top as the most recently formed existence, then 3) the **stability that existed at RP_{n-1} loses definedness and is pushed into *The Record***, where it accumulates at RP_{n-2+} . This process continues at unfathomable rates, and RPs stack in *The Record* over time, losing definedness via exponential decay (e).



Caption: Stability becomes the structural foundation for the next recursive propagation in the complexity escalation. If stability cannot constrain complexity, the phenomena collapse. The alignment of this phase shifting stability to complexity structure determines E2C. Highly misaligned ratios result in diverged phenomena (complexity outpaces stability) whereas converged phenomena (stability outpacing complexity) come from strong alignment in *The Record*.

The Record* is the fractal memory of existence**, storing all previous RPs in definedness. We only ever see and interact with about 5% of existence, and **the rest exists underneath RP_{n-1}** at a degree of definedness that makes measuring it directly from RP_{n-1} challenging because **the current RP with the highest definedness is constantly blocking it**. The shocking implication is that everything that has ever existed has **never stopped existing** (it eventually does, but not until heat death). ***The Record* is not metaphysical**—it is physical, present, and we interact with it all the time. **All phenomena hold a location in *The Record, and the alignment of its RP stacks determines if it converges or diverges. At all locations in existence, everything unfolds in the following sequence:

$RP_n \rightarrow RP_{n-1} \rightarrow RP_{n-2+}$
 Future \rightarrow Present \rightarrow Past
 Complexity \rightarrow Stability \rightarrow *The Record*
 Will Exist \rightarrow Currently Exists \rightarrow Use to Exist

The key nuance to understanding this process is that **once an RP forms into stability, it does not ever disappear**, but it **loses definedness exponentially, moving deeper into *The Record*** as more RPs stack on top of it. Think of it like a deck of cards: when cards are stacked perfectly evenly, they are stable and less likely to be lost. However, when cards protrude at different angles, the entire stack becomes more vulnerable to disruption. In existence, **phenomena with uneven or misaligned RPs are more prone to diverge**. Higher alignment in their stacking of RPs results in more resilient phenomena. This pattern guides everything that exists via *The Record*.

When you think about *The Record* and how it exists, you can quite literally **think of it as a vinyl record**, with **the vinyl being *The Record*** and **the music it plays being existence**. When you look at the (vinyl) record, you can see **there are imprints on it**, causing the frequencies and waves when it hits the needle. Thus, if existence is the

music, then yes, **you could not see or interact with the bumps on *The Record* directly**. They are there **before existence happens**, so what you can mentally visualize is the record player is **right in the middle of the music permeating the room**; but, from the music's perspective, it is not there and it cannot interact with it directly, because **all the interaction happens before the music comes out**—which is how *The Record* works.

When I first discovered *The Record*, I was like... **what do you mean every RP never goes away?** It sounded impossible, but then I realized—**it is required**. The reason RPs cannot disappear is that recursions work the way they do. **You need two RPs simultaneously** for existence: **one for stability** and **one for complexity**. Each one stacks on top of the last, **serving first as complexity** and then **turning into stability**. If you remove any one of them, it all collapses. There is no stable foundation for the next RP, so they all must stay. Yet, existence has this brilliant trick: **exponentially lowering the definedness of earlier RPs** as they enter *The Record*. They are still there—**real, permanent, supportive**—but the extent to which they exist **has been turned down**. If previous RPs had not lost their definedness, there would be no space for variation or change, as **it lock into one form**. This exponential decay strategy is **the only way existence** can retain structure while allowing new emergence.

Imagine you have a **backpack**, and each time you pick up a **bottle of soda**, you put it inside. At first, you only have a few bottles, so they fit easily. Then, you add another bottle—then another, and another. Over time, **your backpack becomes heavier, fuller, and harder to carry**. You do not want to remove any bottles—they are still yours after all, but **you need to make room for new ones**. As a solution, you resize the bottles. Every bottle in the backpack shrinks in size slightly in proportion to the total number of bottles, keeping all of them intact, just scaled down. The more bottles you collect, the more each one gently contract, clearing space for the next one. If a new bottle is **unexpectedly large or small**, it is no problem because the bottles shrink just enough to accommodate the new one. This metaphor is **exactly how existence works** with RPs and *The Record*.

How to Talk about *The Record*

There is an essential mental framework to adapt to help make sense of the empirical findings I am about to show you. I named *The Record* the way I did **to make sure we speak about it accurately**, despite some of our cognitive biases. If you learn these **three simple rules**, you'll be talking like an expert on *The Record* in no time:

- ◇ **Rule 1: You never infer possession over *The Record***. A major cognitive biases we have is the incorrect assumption that everything is not physically connected to everything else. It might tempt you to say something like “that’s her Record” or “in my Record,” but both statements are factually incorrect. There is only one record in existence, and it’s *The Record*. Phenomena don’t have records; they are part of *The Record*.
- ◇ **Rule 2: You never infer plurality of *The Record***. It is never *The Records* of *their Records*; it cannot be plural because there are not multiple records, but there are multiple locations within *The Record*. Thus, we must speak only in singular terms about The Record and discuss how phenomena occur within its locations.
- ◇ **Rule 3: You never refer to it as an improper noun**. It is always capital T (*The*) and R (*Record*) because when we say *The Record*, we are using its name, not what it is, which is the fractal memory of existence. We are talking about the structure of existence, containing everything in the whole universe, so we should treat it with the respect and reverence it deserves... also, I like how it gives it a bit of an ominous edge. Isn’t that fun?

Therefore, instead of saying these phrases, you would say the following ones to ensure an accurate depiction:

“That’s her Record” → “That’s her part of *The Record*”

“In my record” → “In my part of *The Record*”

“The difference between their Records” → “The difference between each of their spots in *The Record*”

“Perhaps it is in the record?” → “Perhaps it is in *The Record*?”

It takes a bit of work to feel natural, and even then, it can be frustrating at times, but **it is essential to align our language conventions with the reality of the phenomenon**. These linguistic rules keep us always on track. Alrighty, folks, now that we have the foundations of *The Record* and *The Theory*, let’s get into the experiment.

A Glimpse into *The Record*: Introducing *The Dice Experiment*

Humanity has always been fascinated by simple, unpredictable phenomena — dice rolls, coin flips, card draws... and our interactions with them are universal, from childhood to adulthood. I knew that **if *The Record* was real, then we should be able to see it everywhere**. Early in my articulation of *The Record*, I realized **it should show up in simple, probabilistic events**; that meant we could see it in dice rolls. It would show up by tracking how **previous rolls influence subsequent ones**. It seems simple, but if it occurs, it will violate the most foundational assumption in human knowledge — the independence assumption, which posits that **the frequency of occurrences of one event does not influence the next**. For example, when you roll a 6-sided die twice, the chances of rolling a number each time are $1/6$ for the first roll and **should stay at $1/6$ for the second roll**.

The independence assumption is **baked into the entire scaffolding of human knowledge**—all the statistics we use in science and everything from the quantum to the cosmic; yet **no one has ever tested it**. There is no empirical evidence that independence is an inherent property of existence. When I had this realization, I got thrown back to the falsification of the untested continuity assumption from [Paper 6: There Is No Evidence That Time & Space Are Continuous](#). **No one ever sat down to test if die rolls were truly independent** because why would they... of course they are... right? **I felt so silly** for even considering it because it seems obvious... but so did spacetime continuity, and... well, we know how that one went. So, I put **the independence assumption to the test** using nothing more than **a die** and **the will to feel ridiculous** for a bit with *The Dice Experiment*.

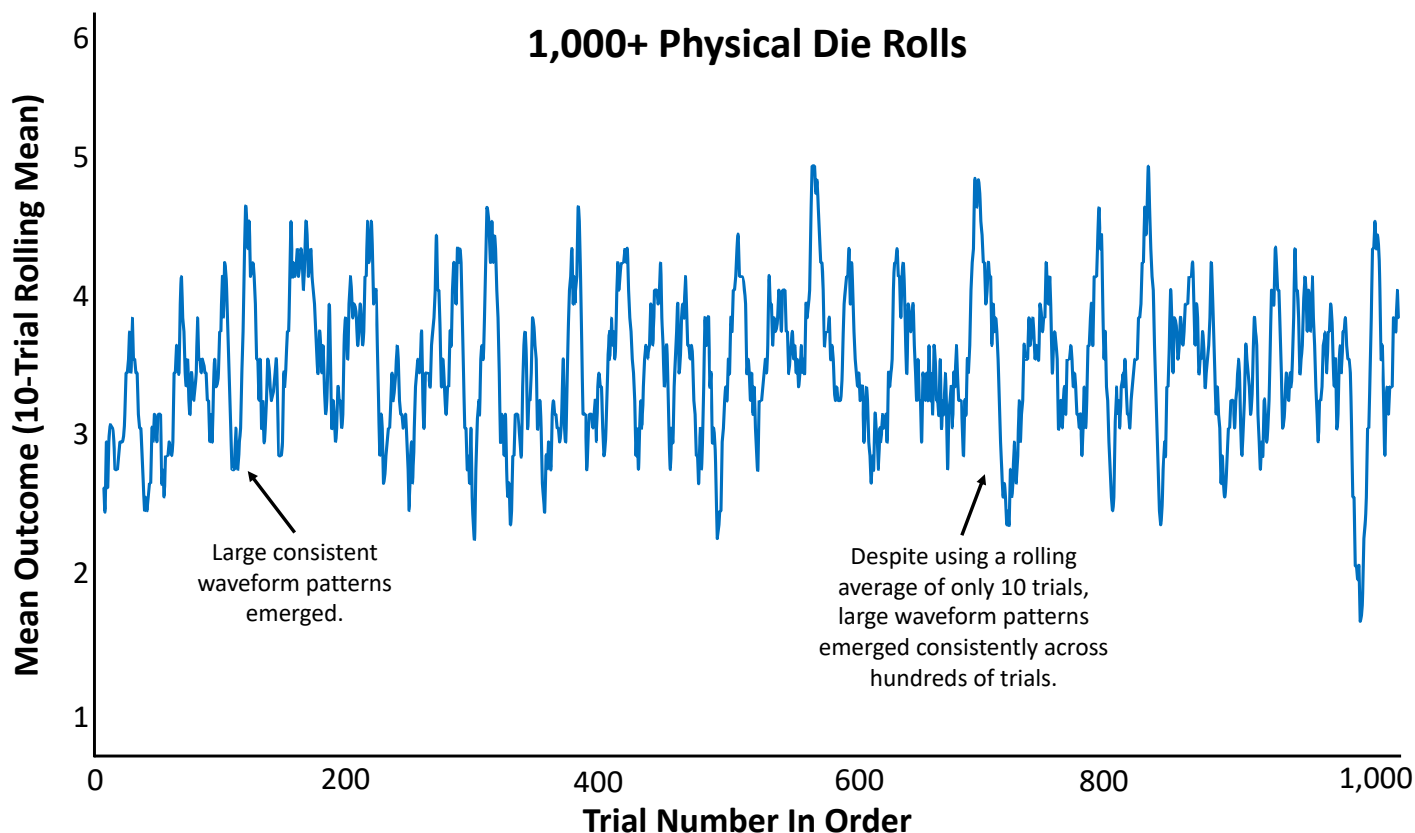
The premise of *The Dice Experiment* is straightforward: **do dice always have the same $1/6$ probability of rolling any given number?** If the independence assumption is correct, then **no matter what we do** before we roll it, **the outcome of the roll should be a $1/6$ probability without exception**. There can be no deviations, as it would violate the Law of Large Numbers—the theorem that shows that as the sample size increases, the frequency of occurrences balances out to even probabilities. If we find **any deviation**, we would have falsified the independence assumption —**simple enough**. So, I grabbed a die I had lying around, pulled up a chair, and, **feeling as foolish as ever**, rolled the die 1,000+ times, recording each outcome and observing what happened visually. Dear reader, **I immediately saw the falsification of the independence assumption**, without a doubt in my mind.

I was **simply floored** by what I saw. As I was rolling the die, I noticed a pattern occurring in about every 15 rolls. The outcomes would start low, then go high, then low again, in a waveform pattern. Here is a **sample of real rolls** that demonstrated this pattern with a color-coded version below it for visual clarity:

2, 2, 3, 6, 1, 2, 1, 6, 5, 5, 1, 6, 4, 5, 4, 6, 5, 6, 3, 3, 4, 3, 6, 4, 1, 4, 1, 1, 5, 3, 1, 6, 2, 2, 2, 1
2, 2, 3, 6, 1, 2, 1, 6, 5, 5, 1, 6, 4, 5, 4, 6, 5, 6, 3, 3, 4, 3, 6, 4, 1, 4, 1, 1, 5, 3, 1, 6, 2, 2, 2, 1

When I finished these rolls, I went to see if this wave pattern was really occurring or if my mind was playing tricks on me. I plotted the 1,000+ rolls over time, then reduced the noise **ever so slightly by computing a ten-mean rolling average** ($<0.10\%$ correction), and I saw the waveform clearly. My visual identification was now empirically confirmed — **dice rolls exhibit waveform patterns, and the independence assumption is false**.

Over the span of dozens of die rolls, the outcome oscillates from low to high and back to low, which means that the **previous rolls** (e.g., if they are low) **influence the next roll** (e.g., they become high). From one roll to the next, independence looks correct, which is why we never questioned it. However, when you look across rolls, the waveform pattern appears, **revealing that the independence assumption is incorrect**. Our whole lives, we have been taught that when you roll a die, you have a $1/6$ chance of getting each number. To see such an obvious assumption be incorrect... is earthshattering, and the implications are staggering. **Visual confirmation was not enough for me**... I needed an empirical way to capture these waveform patterns. The problem is that we have not known that existence operates this way, so **there was no existing metric** I could use to capture these dynamics. I had to create a new measure to capture this moment-to-moment dependence across dice rolls, which I call ***The Record Resistance Test***. Let me tell you about the math and how it works.



The Record Resistance Test

A → B → C

Direction 1: B - A

Direction 2: C - B

Identify Event Type

5 → 5 → 5

Direction 1: 5 - 5 = 0

Direction 2: 5 - 5 = 0

Both Zero: Persistence Event

5 → 6 → 2

Direction 1: 6 - 5 = 1 (Positive)

Direction 2: 2 - 6 = -4 (Negative)

Opposite Sign: Resistance Event

6 → 5 → 2

Direction 1: 5 - 6 = -1 (Negative)

Direction 2: 2 - 5 = -3 (Negative)

Same Sign: Extension Event

The Record Resistance Test detects **structural inertia** in dice rolls over time by analyzing **the direction of change** across consecutive outcomes. For each 3-die roll sequence where:

[Roll 1, Roll 2, Roll 3]
[A, B, C]

I calculate the first directional change (B-A) and the second directional change (C-B). Then, we can **compare the direc-**

tions of the changes to determine the direction of movement from one die roll to the next and how it varies across the whole sequence. The Record Resistance Test produces **three event types**, and we can use the event frequencies to determine how the dice behaved throughout the sequence. If both directions are zero (as shown in red), then **no movement occurred**, which is a **Persistence Event**. If the directions are opposite signs (as shown in blue), then **the direction changed**, which is a **Resistance Event**. Finally, if the directions are the same signs, either both positive or both negative (as shown in green), then **the direction is repeated**, which is an **Extension Event**. Then, we can calculate The Record Resistance score for each sequence by calculating **the percentage of Resistance Events out of any time the die changed from one roll to the next**, using this formula:

$$\text{The Record Resistance} = \frac{\text{Resistance Events}}{(\text{Resistance Events} + \text{Exstension Events})}$$

If the independence assumption is correct, then the number of **Persistence**, **Resistance**, and **Extension** events should be evenly distributed at ~33% each. Thus, the number of Resistance Events should equal the number of Extension Events. As such, **The Record Resistance scores should always be ~50%**. I calculated *The Record* Resistance scores for this 1,000+ roll sequence and **obtained a score of 74.34%**, which is much larger than the expected 50%, $z(1,049) = 15.81, p < .001$, Cohen's $d = 0.49$, 95% CI (71.36%, 77.41%). The evidence is conclusive: **there are more Resistance Events than Extension Events**, falsifying the independence assumption and confirming the visual waveform pattern I spotted. I was left speechless... **but not for too long**.

The most natural next question to seeing these findings is: **how do we know the effects are not coming from the newly created metric or the die I was using?** Those questions are excellent skepticism. Let me show you how I confirmed the findings. I started over and **collected four new variables** to test the robustness of the effects while varying the **media** and the **metric**. The bar I needed to clear was twofold, which was

- ◇ **Media**: Replicate the findings across media (e.g., physical die rolls and virtual random number generators). If the independence assumption is incorrect, then it will be incorrect everywhere we look.
- ◇ **Metric**: Demonstrate that *The Record* Resistance score is sensitive to detecting randomness. If the independence assumption is correct, this measure should detect it.

I created a new dataset of 350 die rolls each for four variables, which were:

- ◇ **Physical**: Physical die rolls on my table.
- ◇ **Virtual**: Python-coded random number generator die rolls.
- ◇ **Quantum**: Quantum fluctuation-based die rolls (provided by the Australian National University [here](#))
- ◇ **Control**: A manual entry where I purposefully try to scramble and avoid the waveform oscillations.

If the independence assumption is incorrect, then we should see **statistically significant *The Record* Resistance scores in the physical, virtual, and quantum-based die roll sequences**, but **not the control I entered manually**.

Table 1

Descriptive Statistics for All Media of Dice Rolls

Media	Mean	SD	Minimum	Maximum	Skewness	Kurtosis
Physical	3.51	1.71	1	6	0.03	-1.29
Virtual	3.46	1.66	1	6	-0.02	-1.22
Quantum	3.51	1.68	1	6	0.03	-1.21
Control	3.16	1.54	1	6	0.22	-1.02

Note. $n = 1,400$. Descriptive statistics across various die-side sizes. The physical, python, and quantum all have very similar descriptive statistics, showing a consistent natural order across the media. For the control condition, I manually generated a sequence as random as I could. Notice how only the manual entry resulted in deviations from the other means, *SDs*, skewness, and kurtosis. Only when I intentionally tried to suppress the wave pattern did the descriptive statistics deviate.

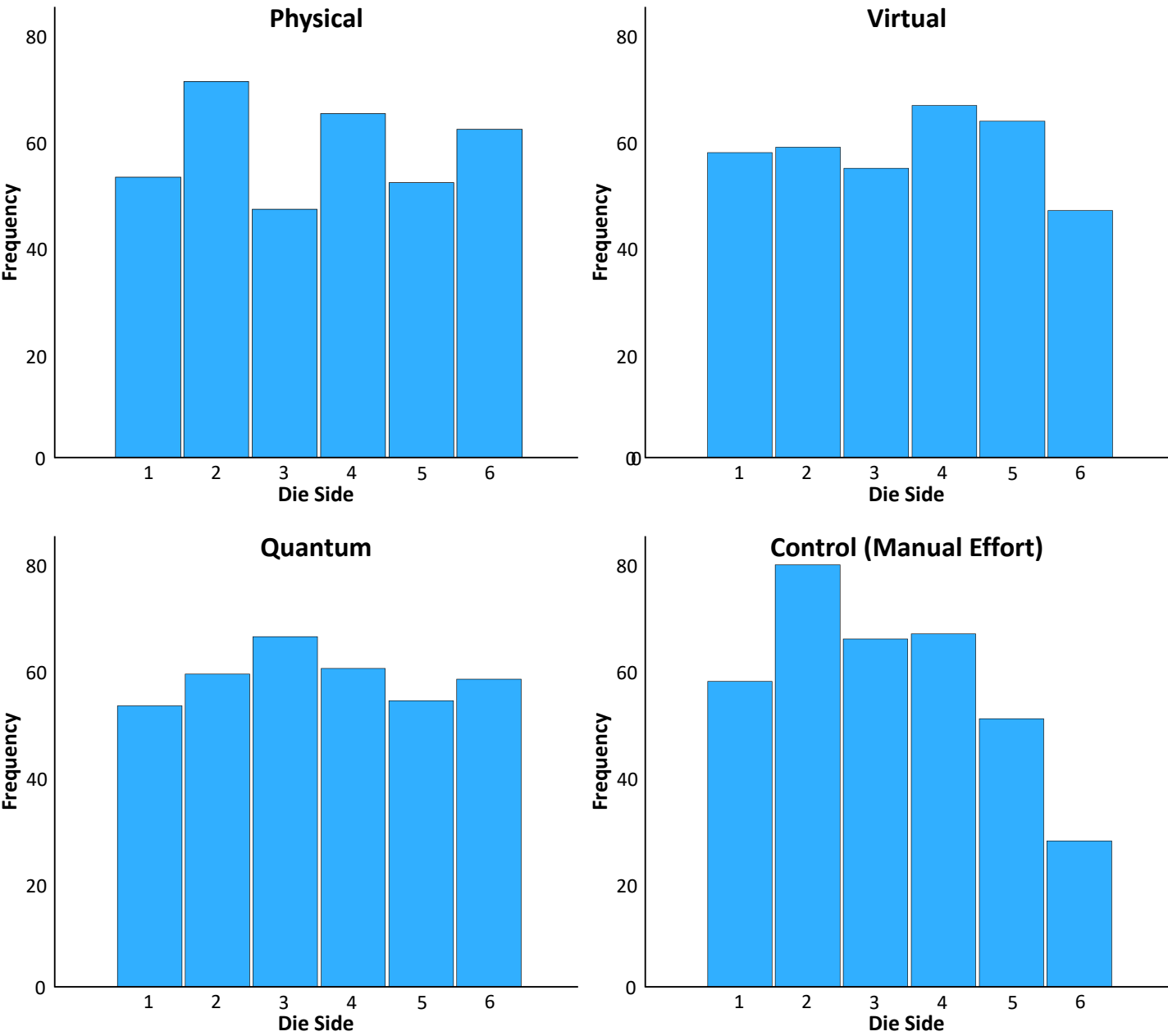
I want to start by saying that **trying to force randomness and scramble the waveform pattern manually was deeply uncomfortable**. I noticed that I naturally wanted to select the numbers in a waveform pattern and felt moderately intense tension trying to ignore that tendency. **It is much harder** to enter random information than it seems. I gathered the die roll sequence for all the variables, calculated *The Record* Resistance scores, and **the results confirmed my hypotheses**. The waveform patterns replicated and extended the falsification of the independence assumption. The effects **are not subtle** and occur across every medium, as predicted, because **everything exists within *The Record***, so its effects will always arise, even when we assume total randomness.

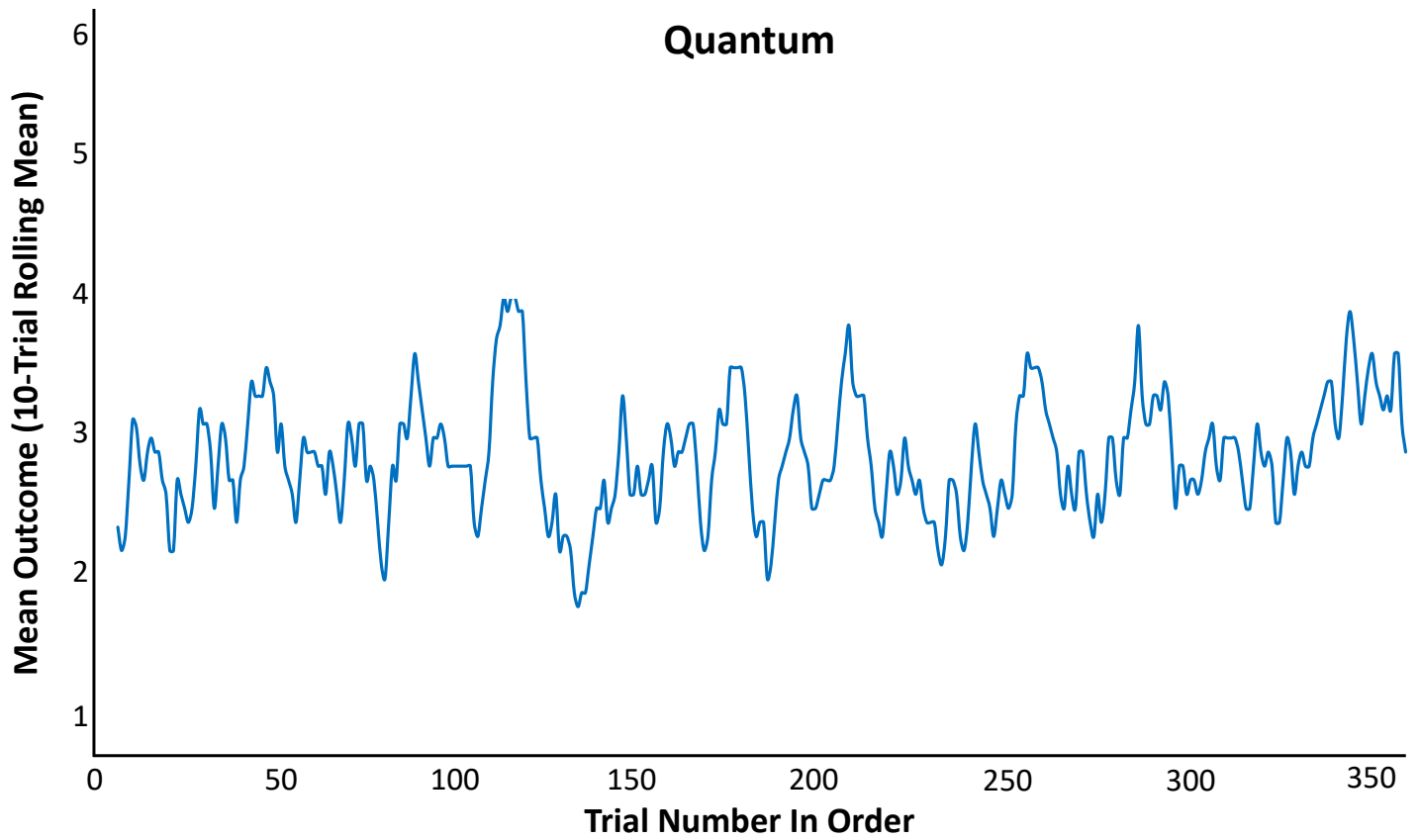
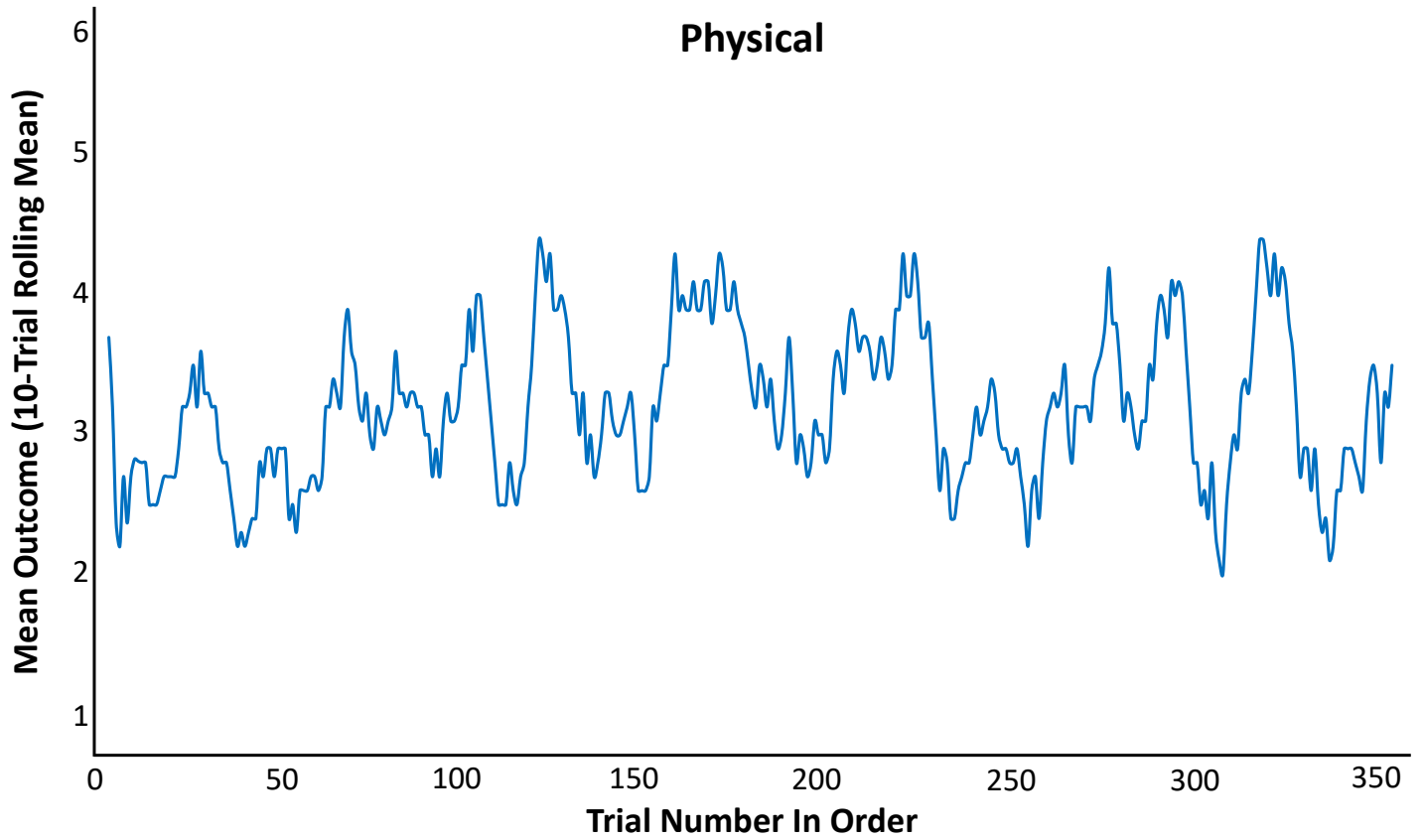
Table 2

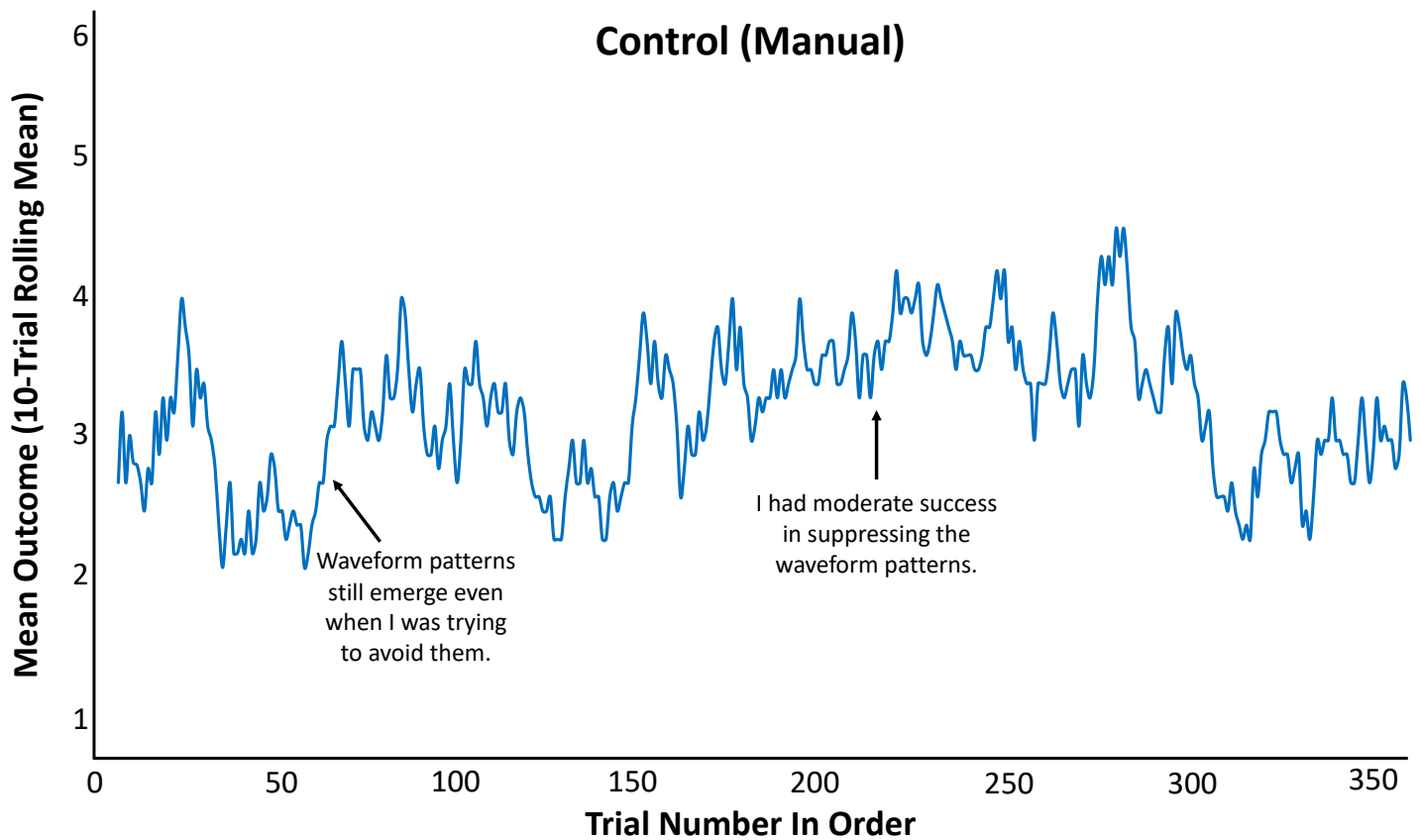
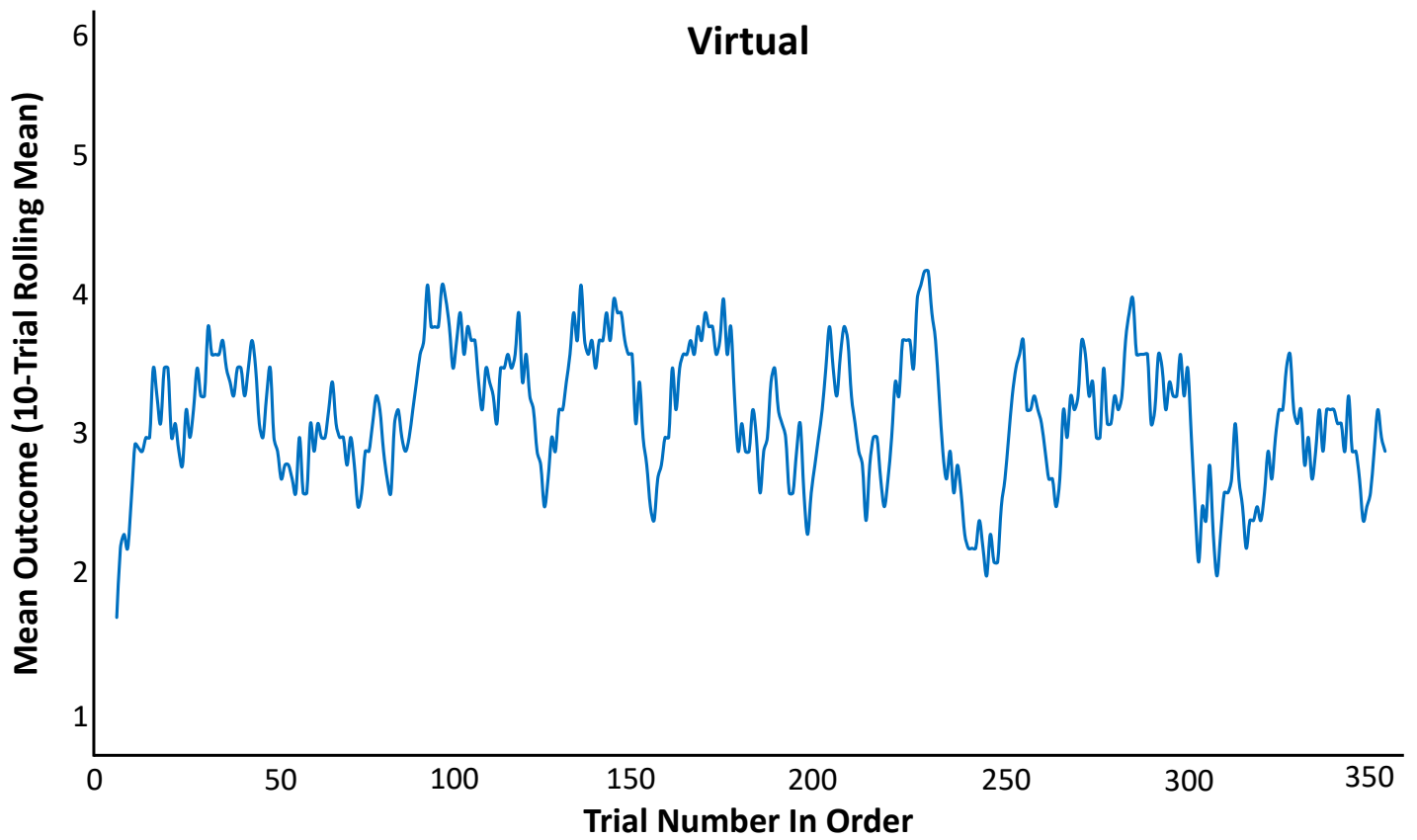
The Record Resistance Results Media with Inferential Statistics

Media	The Record Resistance	z-value	p-value	95% CI LL	95% CI UL	Cohen's <i>d</i>	Effect Size
Physical	74.80%	9.30	<.001	69.62%	80.10%	0.50	Medium
Virtual	74.78%	9.30	<.001	69.62%	80.10%	0.50	Medium
Quantum	74.52%	9.20	<.001	69.33%	79.81%	0.49	Medium
Control	54.80%	1.82	.070	49.62%	60.10%	-	-

Note. *n* = 1,400. The degree of *The Record* Resistance found across various media with binomial z-tests. The physical rolls, Python code, and quantum dice rolls all show nearly identical large values of *The Record* Resistance. When I manually tried to break the wave pattern, I produced a sequence without statistically significant resistance, demonstrating that the effects we are seeing from this metric are not due to *The Record's* calculations but to the real-time influence of *The Record* on these phenomena.







Missing the Moments Misses the Waves...

One of the most striking findings is what happens **when we examine the frequency distributions**. As you can see, the distributions appear to be relatively even, showing that you miss the waveform patterns when examining frequencies that do not account for time, giving **the impression that the independence assumption is correct**. When we examine the outcomes of an event, the Law of Large Numbers dictates that the **probabilities of the outcomes converge to an even distribution**. We have taken this law as proof of randomness, when the **even distributions occur precisely because *The Record* acts as a balancing mechanism**—dissuading runaway occurrences (e.g., landing on six indefinitely) and encouraging underrepresented ones. By the time we look at frequency, we are too late to detect the waveform-balancing mechanism that causes the even distributions.

Look at what happens when we shift from frequency to time-series tracking of the die rolls—**the influence of *The Record* becomes apparent**. The waveform pattern is nearly identical for physical, digital, and quantum die rolls, suggesting that ***The Record* operates underneath the features and media of phenomena**, explaining its influence everywhere we look. The findings show a **media-invariant effect** with nearly identical waveform patterns and descriptive statistics. The impact of *The Record* is so strong that, even when I manually suppressed the waveform pattern intentionally, **I only had moderate success**. The effect was non-significant at 54.80%, so the findings do not come from *The Record* Resistance Test, which can detect randomness... **if it existed**.

Impressive Impressions Left on *The Record*

There was one final hypothesis I wanted to test, so I retired the other data to control for confounds. I obtained a **professional, balanced set of six dice**, each with different side counts. The set included a 4-, 6-, 8-, 10-, 12-, and 20-sided die. I wanted to examine how **variations in the possible outcomes** and degrees of freedom affect *The Record* Resistance and the waveform patterns. I picked a table to run the experiment, where the dice had never been, which was the coffee table in my living room. I sat down and **rolled the dice 100 times each**, but I did not just roll the dice; I did so in a way to control for the effects of *The Record* and reduce confounds.

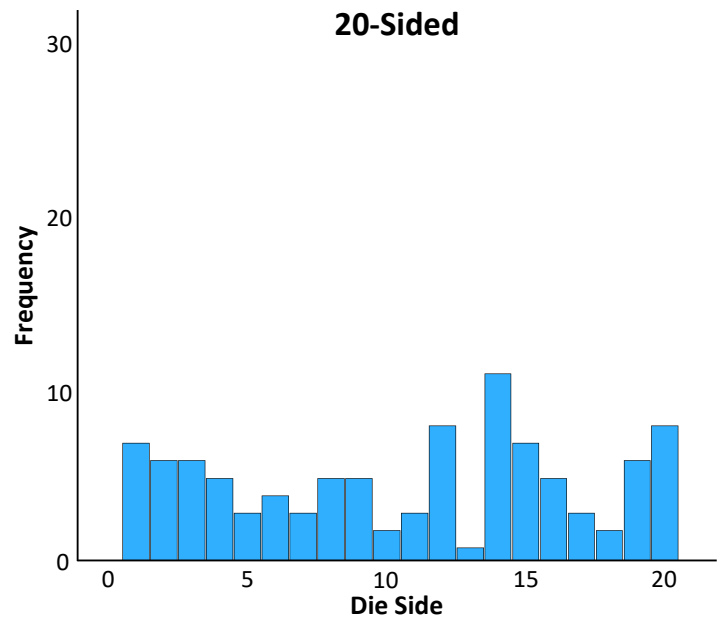
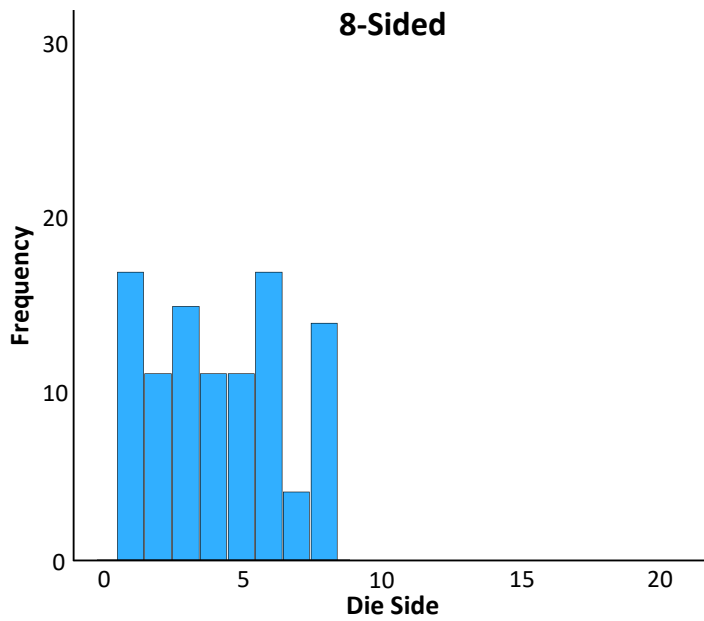
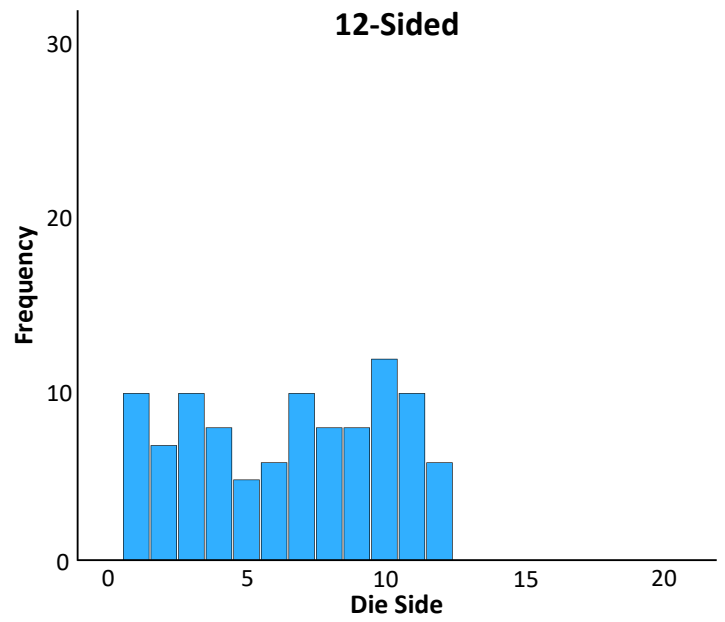
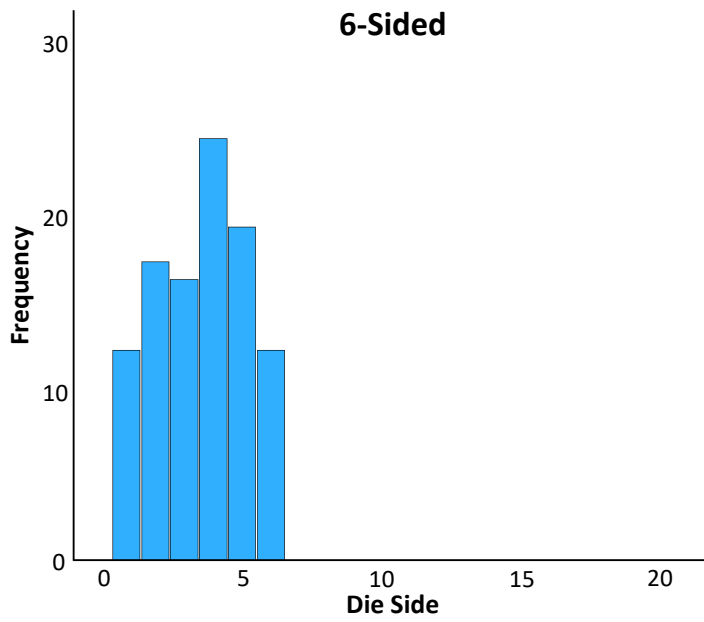
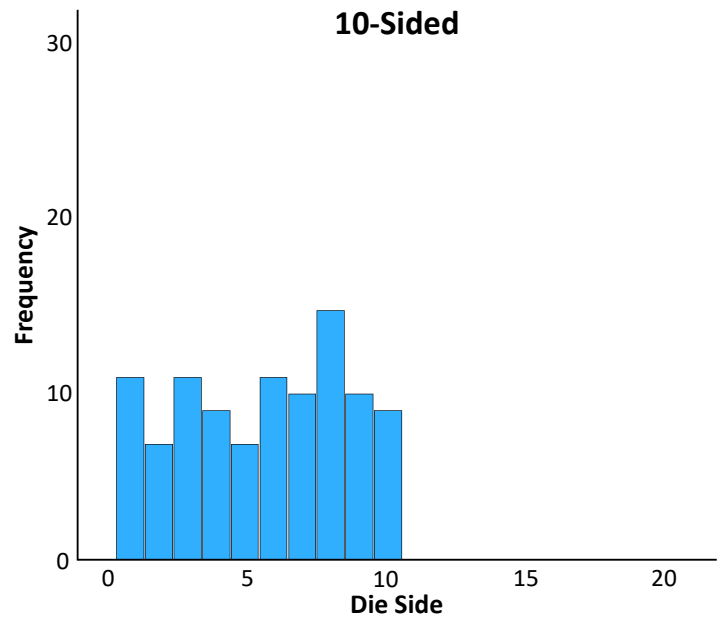
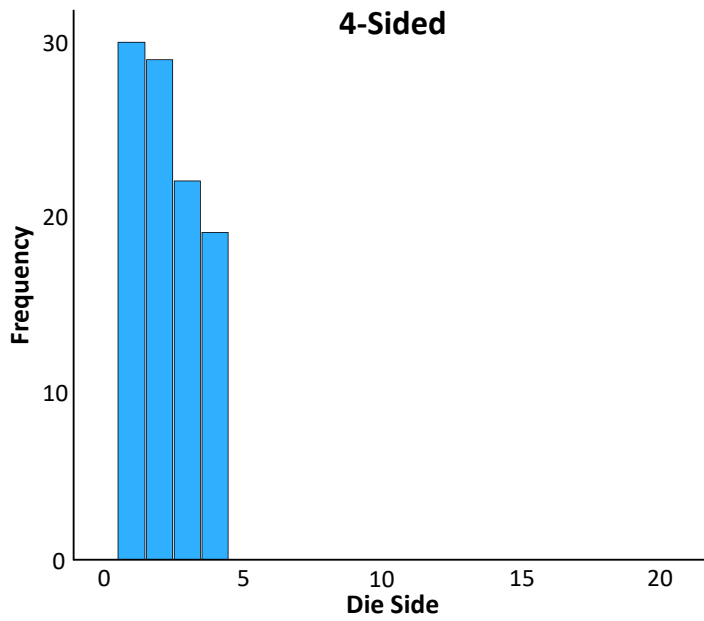
I would roll the die **three times in a row** in the **same spot** to the best of my ability. I used my hand passively as a guard around the edges of the rolling location to prevent the die from falling off the table. If the die fell to the floor, I would not count that trial. Hey... cut me some slack, will you? It's a lot harder than you think. I want you to roll a die 3,000+ times and tell me your accuracy. Anyway... **when the die landed in the rolling location three times in a row**, I would **immediately pick it up off the table to avoid influencing *The Record* in that location**, which would have happened if I had let it sit there while I recorded the three outcomes. I **repeated this process identically for all six dice**, keeping my method, speed, and rolls constant as much as I could to reduce confounding variables. Let's examine the descriptive statistics, frequency distributions, and waveform patterns to assess the replicability of the previous findings. The descriptive statistics **show no anomalies across the dice**.

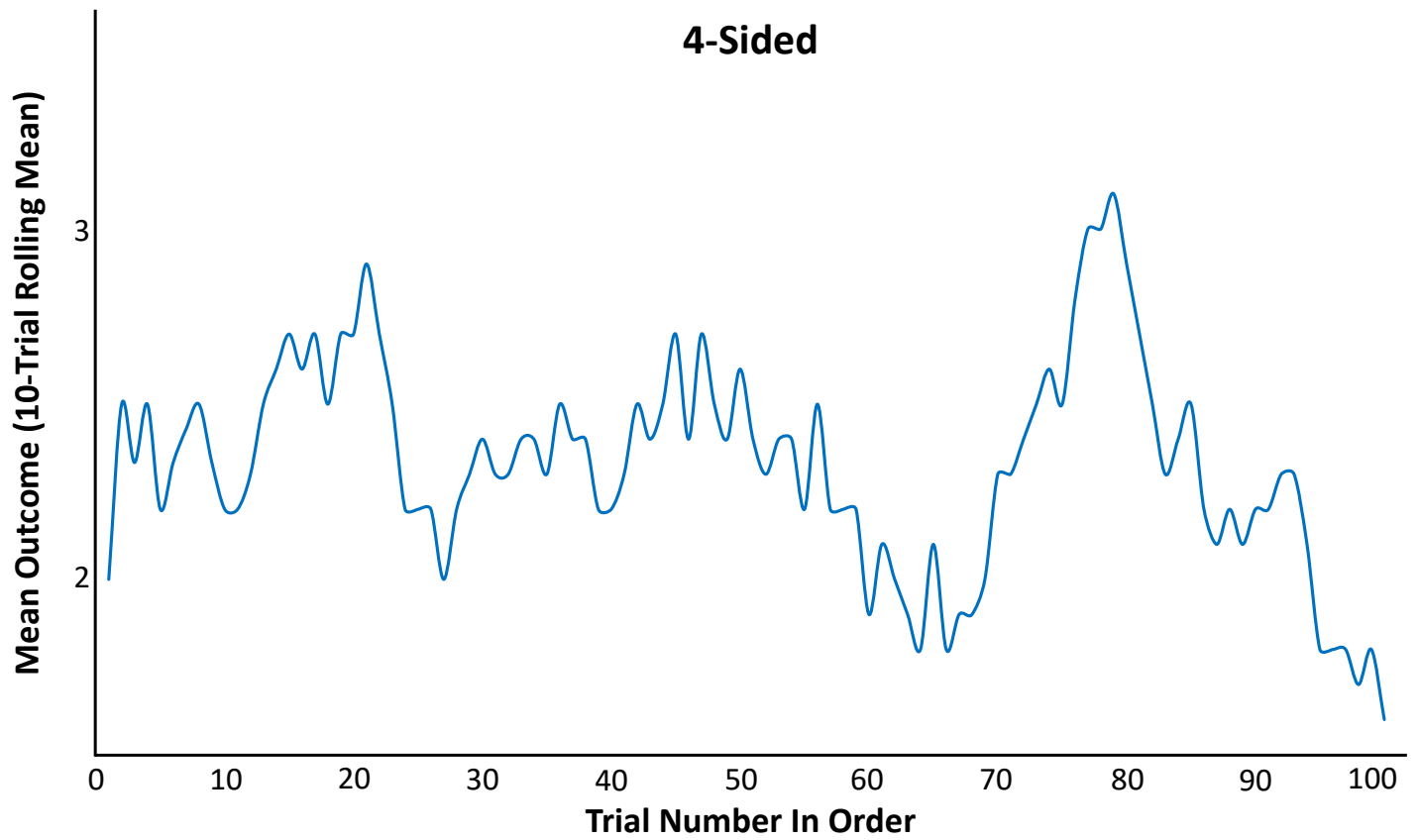
Table 3

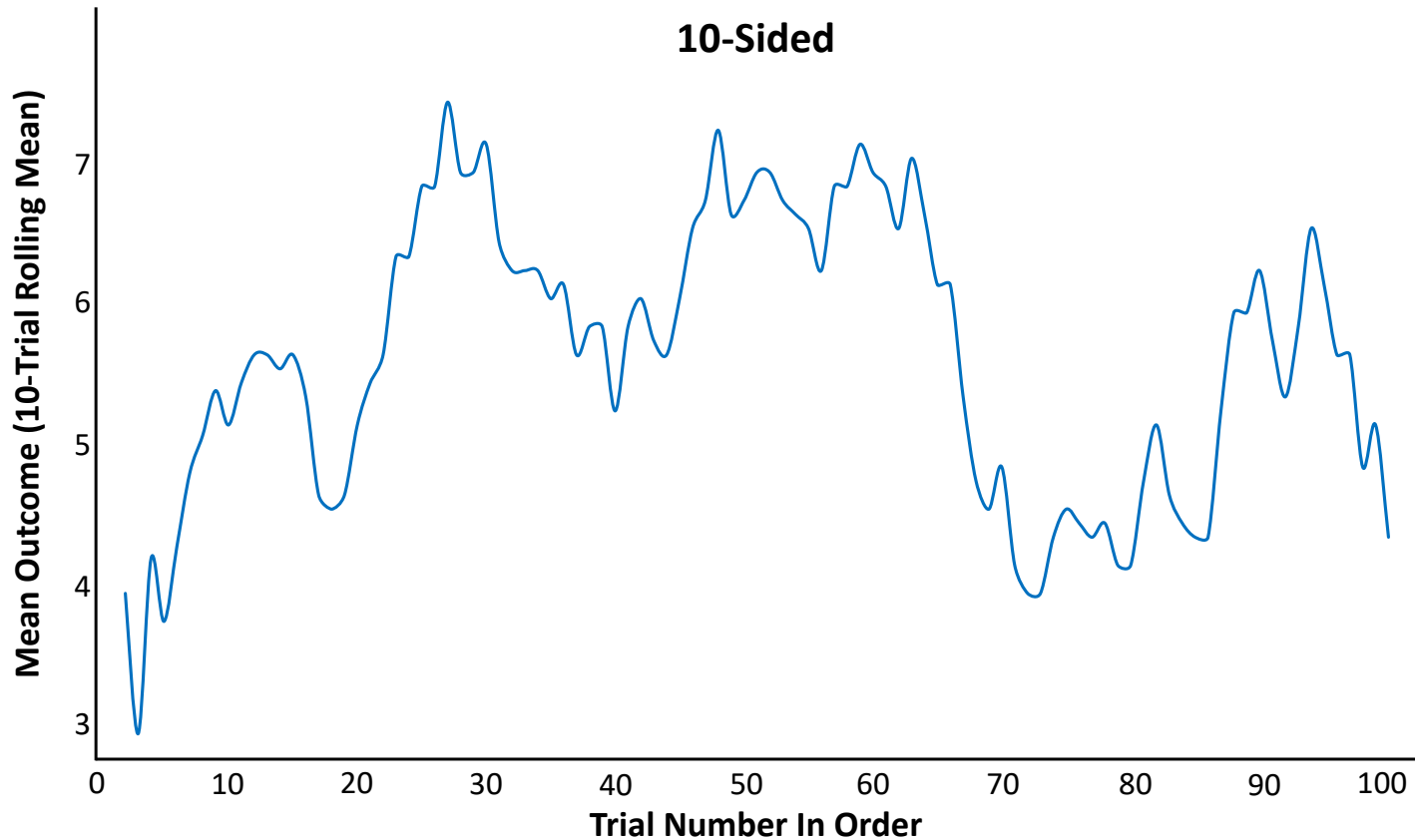
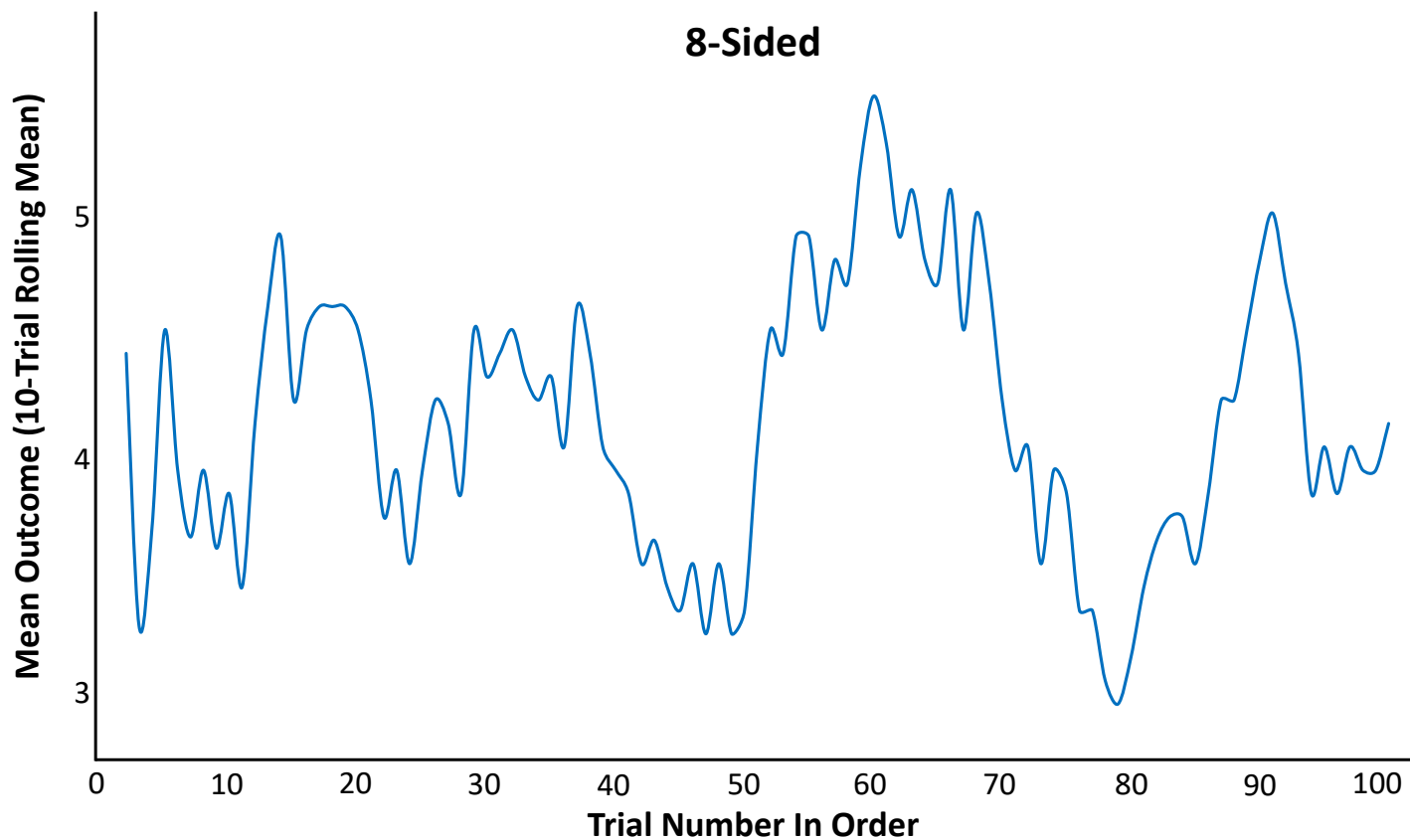
Descriptive Statistics for All Die Roll Trials

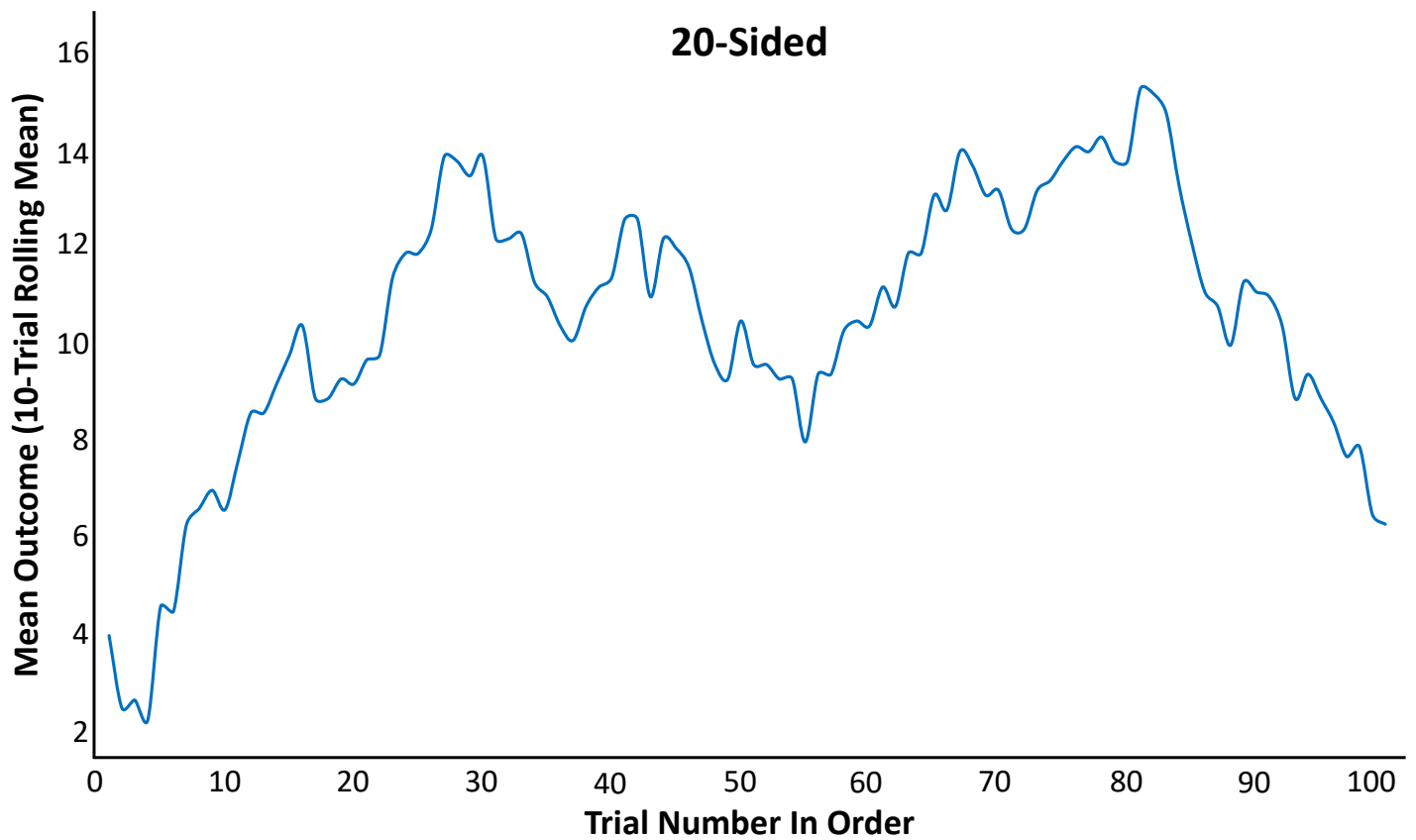
Faces	Mean	SD	Minimum	Maximum	Skewness	Kurtosis
4-Sided	2.30	1.10	1	4	0.27	-1.24
6-Sided	3.57	1.56	1	6	-0.12	-1.04
8-Sided	4.25	2.35	1	8	0.14	-1.19
10-Sided	5.65	2.88	1	10	-0.15	-1.22
12-Sided	6.55	3.53	1	12	-0.11	-1.31
20-Sided	10.64	6.12	1	20	-0.09	-1.27

Note. $n = 600$. Descriptive statistics across various die-side sizes. There are no noticeable unusual patterns occurring in these data.









We can immediately see that *The Record's* influence is replicated. **Despite the number of faces varying dramatically, the effects all replicated identically.** In the frequency distributions, we see outcomes distributed rather evenly. Note that the 20-sided die appears to have a slight bias towards some faces, but it is caused by the number of faces and the 100-roll trials. The waveform patterns **appear much clearer in this experiment**, likely **the result of careful control** of confounding variables and a focus on a single rolling location. The waveform patterns across the six dice are so large that **the influence of *The Record* is unmistakable.** If the independence assumption were correct, these waveform patterns should not exist. Even if the waveform patterns appeared by random chance, their shapes **aligning up into the exact same pattern across hundreds of trials and various die sizes** would be statistically impossible, and *The Record* Resistance scores confirm it.

Table 4

The Record Resistance Results Across the Die-Sides Range with Inferential Statistics

Faces	<i>The Record</i> Resistance	z-value	p-value	95% CI LL	95% CI UL	Cohen's <i>d</i>	Effect Size
4-Sided	70.27%	4.00	< .001	60.20%	79.80%	0.40	Medium
6-Sided	75.51%	5.20	< .001	66.20%	85.80%	0.52	Large
8-Sided	69.88%	4.00	< .001	60.20%	79.80%	0.40	Medium
10-Sided	71.05%	4.20	< .001	61.20%	80.80%	0.42	Medium
12-Sided	73.03%	4.60	< .001	63.20%	82.80%	0.46	Medium
20-Sided	66.04%	3.20	< .001	56.20%	75.80%	0.32	Medium

Note. *n* = 600. The degree of *The Record* Resistance found across various die-side sizes with binomial z-tests. The results are unequivocally clear, successive die rolls are not independent. The previous die roll reduces the chance that the next roll will be the same number in one trial to the next. Across trials, these subtle influences form a wave pattern. If die rolls were truly independent, where one roll does not influence the next one, then these *The Record* Resistance scores should be around 50%. The results show that the die rolls are not independent, with effect sizes ranging from medium to large. I can confirm that the effect is so large that you can see it happen as you roll the die, no need for inferential statistics.

Now let's talk about **my favorite part** of *The Dice Experiment*. After I finished rolling these six dice, I set them on **the same table, with the 1 side face up** and **slightly** separated so they each have their own location in *The Record*. Then, I let them **sit undisturbed for ~10 hours**, saturating that specific location with an outcome that **should leave an imprint on existence**. Then, the next rolls in that location **should show some bias or change** they did not show when I had never rolled the dice on that spot. One at a time, I re-rolled all the dice 100 times, aiming for that exact location, and keeping my confound-controlled methodology identical to the previous rolls.

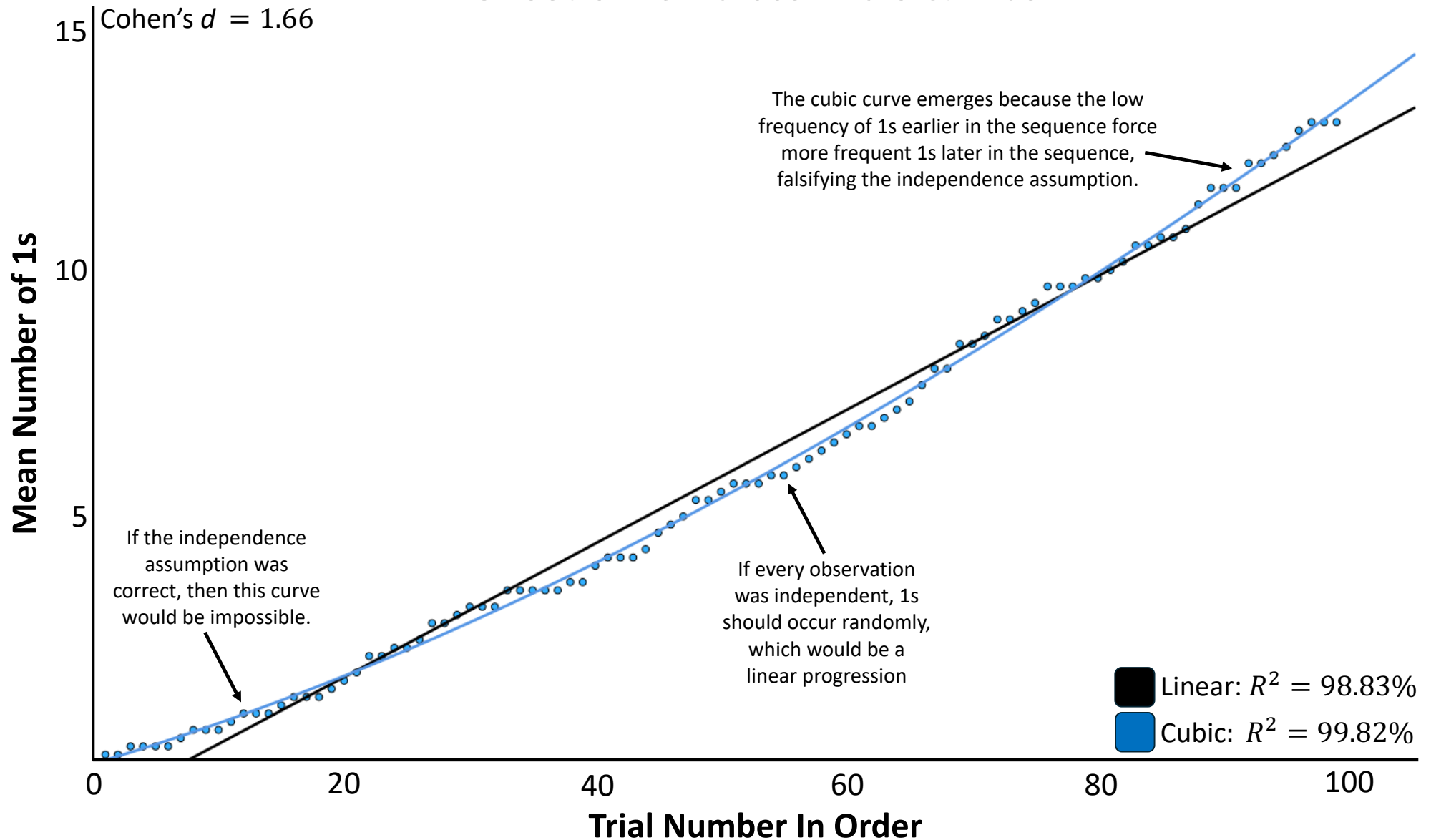
Table 5

Results of the Experimental Manipulation on Dice Trial Behavior

Faces	Frequency			Repeated Pattern			Regression		
	Before	After	Difference	Before	After	Difference	Linear	Cubic	Difference
4-Sided	30	28	-2	6	4	-2	98.50%	99.27%	0.77%
6-Sided	12	13	1	3	2	-1	94.26%	97.98%	3.72%
8-Sided	17	14	-3	3	2	-1	89.15%	95.97%	6.82%
10-Sided	11	13	2	1	1	0	95.12%	97.01%	1.89%
12-Sided	10	4	-6	1	0	-1	90.28%	95.79%	5.51%
20-Sided	7	6	-1	1	0	-1	89.42%	92.93%	3.51%
Total	87	78	-9	15	9	-6	98.83%	99.82%	0.99%

Note. *n* = 1,200. Frequency = the total number of times the dice landed on 1. Repeated Pattern = the count of the number of times 1s occurred in a sequence of at least 2+ in a row. Regressions = linear and cubic regressions of the onset of 1s across the trials after the experimental manipulation.

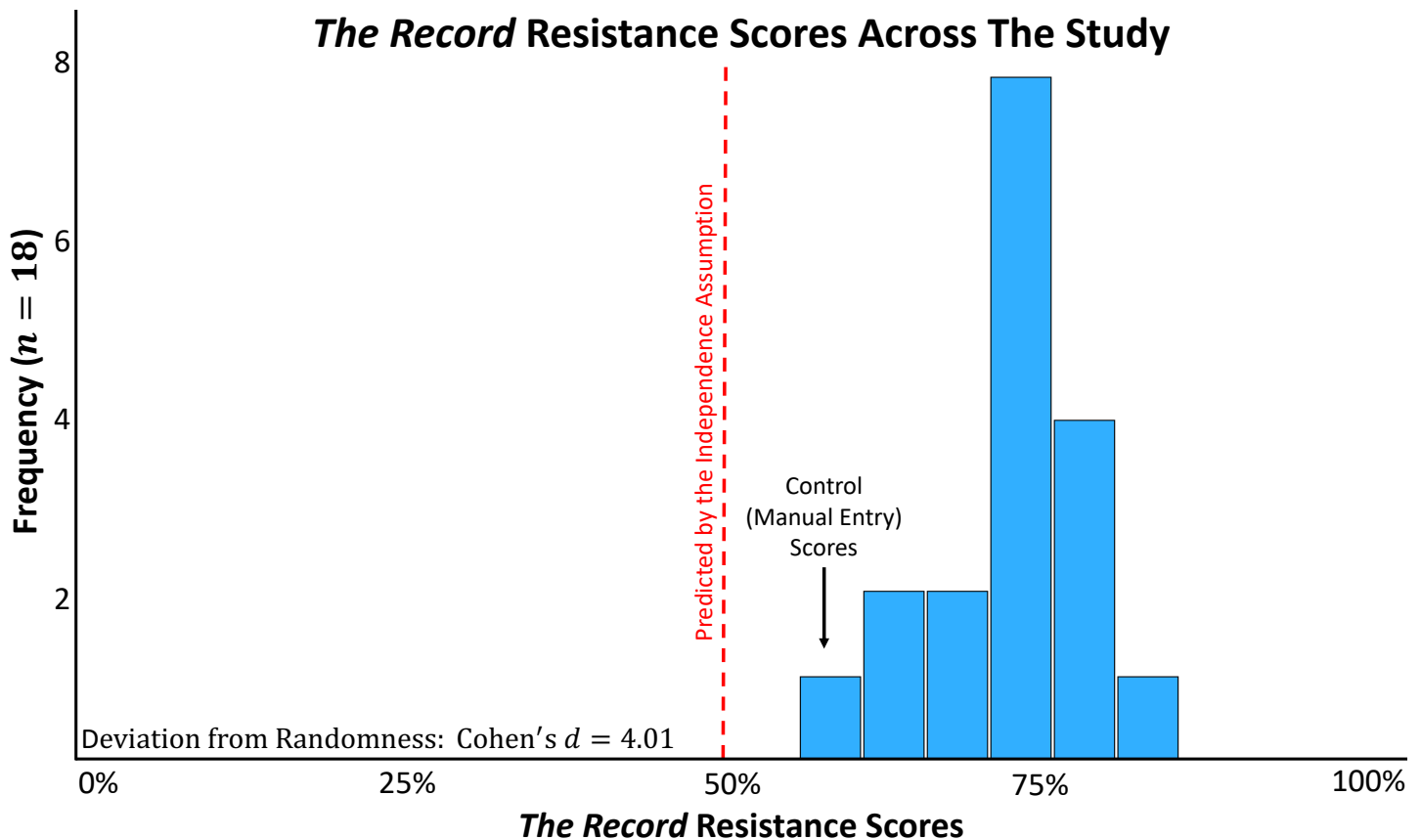
Onset of 1s Across Trials & Dice



The experiment **replicated previous findings** and **confirmed a new hypothesis** about the **imprints left in *The Record* by the experimental manipulation**. When we examine the frequency counts, there were *nine* fewer 1s after the manipulation, demonstrating **the balancing mechanism of *The Record***, which is why it is not significant, $p = .129$. We do not see the waveform patterns in the frequency distributions, and **the Law of Large Numbers remains true**. However, when we examine the number of consecutive 1s (repetitions of at least 2+), the effects of the experimental manipulation emerge strongly, suggesting that **the imprints left on *The Record* significantly suppressed repetitions** of the outcome **already well-represented** in that location in *The Record*, $t(5) = 3.87, p = .006$, Cohen's $d = 1.58$. This finding confirms that **imprints in existence do exist...**

The most striking findings to emerge **confirmed how *The Record* works** by lowering the definedness of the previous RPs as new ones stack on top. When I examined how often 1s occurred **across the 100 trials** using regressions, **the cubic regression fits the data better than a linear one for every die**, $t(5) = 4.06, p = .005$, Cohen's $d = 1.66$. When I aggregated the frequency of 1s occurring across any of the dice, **the cubic curve emerged with a whopping 99.82% fit, beating the linear regression at 98.83%**. In the figure, you can see the near-perfect cubic curve, the same one we have seen throughout *The Show*. This finding is **the ultimate falsification of the independence assumption**, as the low frequency of 1s early in the trials (from the imprint) resulted in a higher frequency of 1s later in the trial — **something modern statistics and science say is impossible**.

The reason this pattern emerged is that the imprints **caused the dice to land on 1 less at the start of the trial**, but as I kept rolling them, **those imprints lost their distinctness** and moved into *The Record* for the new RPs of the 2+ die faces, leaving imprints. The 2+ die faces **started leaving stronger imprints on *The Record*, biasing the die back to the 1 side**. This finding empirically confirms **how *The Record* balances frequencies via the Law of Large Numbers** and **why the waveform patterns emerge**. If the independence assumption was correct, then every roll should have an even probability of landing on 1, which means that **the distribution of occurrences should be approximately linear**. The unmistakable cubic fit shows that the outcomes of the dice rolls depended on previous rolls; otherwise, no cohesive distribution could occur, except a linear one.



Here Lies the Independence Assumption & Randomness

As you can see in the distributions of *The Record* Resistance scores throughout the study, **the findings of Paper 12 are so overwhelming** that no alternative interpretation is possible—the **independence assumption is incorrect**, and **randomness does not exist**. The implications rewrite our worldview of how existence behaves. First, it is now clear that **phenomena must emerge from what came before them**. The evidence shows that each preceding state exhibits a **subtle directional preference**—a shift that determines what follows—and it is this directional bias that gives rise to what we have been mistakenly calling “randomness.” Think about it: the Law of Large Numbers tells us that, over time, **all outcomes of a given phenomenon, like with dice, converge toward an even distribution**, where all outcomes always occur equally. **Does inescapable even convergence across all phenomena over time and sample size sound like “randomness” to you?** It sounds like the opposite.

If randomness existed, there would be **nothing compelling the frequencies to even out** like the Law of Large Numbers dictates; every new sample should produce unpredictable frequencies from the last because randomness would never allow for a universal, invariant convergence—it would drift and diverge. Every time we add occurrences, **the frequency distribution should constantly change**. We would even see **some occurrences repeating indefinitely**, such as a die landing on six every roll. Yet, we do not actually observe this randomness. There **must be a mechanism** in existence that stops the runaway, repeating occurrences and, indirectly, shapes all outcomes to converge to even distributions; something that enforces this equilibrium, and **it is *The Record***.

One of the problems we face in understanding how *The Record* exerts its influence mentally stems from our current conceptualization of **time as having an inherently non-physical property**, unlike the three dimensions of space. **Time must also be a physical dimension**, not in any spatial direction, but in the dimension of definedness. When the events of one moment move into *The Record*, they inhabit literal physical space to which the next moment must physically stack on top—but **we do not see this stack because the definedness of the current RP drowns out the RPs that have moved into The Record**. When a new moment emerges, you can imagine that **it physically extends or slides off the last moment**, which is why repetition diminishes: the 1s stop appearing in pairs because that configuration just occurred in that location in *The Record*. Hence, **the next one resists immediate re-occupation simply because it does not fit until enough RPs stack on top of it**, pushing it deeper into *The Record* as its definedness decreases. Existence essentially “bumps” into the old state in the new state. This physical stacking of moments applies not just to spacetime like we imagine, but to **every form of existence, and everything that happens in it**, which is why we saw the waveform pattern across all dice types and media. The implications of *The Dice Experiment* findings and the falsification of the independence assumption result in **several staggering conclusions** that dramatically shift our understanding of existence, such as:

- ◇ **Balance & Order Are the Default Orientation of Existence, Not Chaos:** Existence is not born from disorder; it organizes itself by nature. Every event, structure, and outcome arises through the continuous balancing of prior states. What we once interpreted as chaos is, in fact, the balancing mechanism of *The Record*.
- ◇ **Everything Everywhere is Physically Connected:** There is only one record, and it is *The Record*, which means everything in existence is physically connected—not metaphysically, but physically, just like holding hands with someone. Empty space is not empty; it is a medium that contains *The Record*.
- ◇ **Some Events Start in *The Record* Before Occurring:** Given that everything is physically connected and that one event depends on previous ones, some events lead to an inevitable outcome that can start days to weeks before the actual event occurs. Certain events are destined to unfold in specific ways.
- ◇ **Randomness Does Not Exist:** No phenomenon occurs without causal lineage. What appears random is simply *The Record* acting as a balancing mechanism. Each outcome inherits directional bias from its predecessor, producing patterns that only *seem* unpredictable. The very evidence we cite for randomness—the Law of Large Numbers—reveals the opposite. Its convergence toward even distribution exposes an intrinsic balancing mechanism through which existence organizes. Over time, every system drifts toward equilibrium, not chaos.

- ◇ **Independence Does Not Exist:** Each moment physically emerges from the last, and nothing exists in isolation. Every state depends on its predecessor for its occurrence; forever being nudged toward balance.
- ◇ **Observable Existence ≠ Underlying Existence:** One of the most staggering implications is that we have been measuring existence and not how existence works. You might wonder: does the creation of RPs in *The Record* mean that matter and energy are constantly being created, as physics says is impossible? The answer is that what we have measured here happens *before* and *underneath* matter and energy, but they are not the same thing. The laws of physics do not apply to the operations that make those laws possible. *The Record* is not made of matter, and the universe is not expanding because of energy; matter and energy are phenomena that occur *because* existence uses its mechanisms to generate them and their behavior.

A Normal Answer to the Paranormal

With this new perspective, the mysteries of the taboo become explainable. **All the paranormal and supernatural phenomena**—intuition, synchronicity, pre-cognition—**stem from being unaware of *The Record***. People encounter these effects constantly because they are **real, physical manifestations of *The Record***, yet without knowing about it, we cannot correctly interpret them. We all collide with the same barrier: **the missing mechanism...** so these phenomena were dismissed as pseudoscience when they were really evidence of *The Record*. These phenomena have been deemed impossible and dismissed by mainstream science as spiritual, speculative, hoaxes, illusions, and delusions. However, unlike mainstream science and theories, ***The Theory of Existence* contains the exact missing mechanism that explains the paranormal and supernatural**. Paper 12 reveals that the paranormal and supernatural are not anomalies; they are **what it feels like to live inside *The Theory* when you are not aware of how existence operates**. Now that we know how existence works, I am going to offer you an explanation of all the major paranormal and supernatural phenomena **using only the scientific facts about *The Record* we just empirically confirmed**. I am not saying that these phenomena must work this way. Yet, if they do occur, which they appear to do, these are the explanations for how they happen for all the major ones.



Caption: The 2008 Barbury Castle crop circle reveals π through an ingenious 360-degree circular code, where each concentric ring represents digits of π through segmented rotations. By dividing the circle into 36° increments ($360^\circ/10$ Possible Digits) the formation shows π to 10 decimal places through varying segment rotations. Yet the 36° pattern's deeper significance comes from time and space not being continuous, as beyond the 35th digit (i.e., 36+), mathematical constants like π and e stop corresponding to physical distance via Planck limits. This 300-foot formation serves as a precise representation of pi's first 10 digits and a profound confirmation of the findings in Paper 6: There Is No Evidence That Time & Space Are Continuous.

Aliens & Crop Circles


One of the most natural supernatural activities we see in existence is **communication across cosmic agent systems**. Did you think Earth was special and the only one where an agent would emerge? **Agency, intelligence, and consciousness are baked into the fabric of existence** and echo across *The Record*. They are not anomalies; they are features of organic matter and energy that have escalated enough complexity to reach these traits. **There must be agents all over the universe**. Have I ever seen one? No, but arguing that Earth is the only planet with life is statistically nonsensical. There are *trillions* of habitable Earth-like planets in existence. That is 1,000,000,000,000 (conservative estimate that could be up to ten trillion) planets or a $\sim 10^{-12}$ **percent chance that Earth is the only one with life**. This statistic also only considers life that

requires liquid water. There are possibly **other life forms that do not require water to function**. Let me just show you the stats for perspective. If we take our conservative estimate of one trillion habitable planets, **not having any life on any of them is the same likelihood of flipping a coin and getting heads 40 times in a row:**

$$\sim 1/1,000,000,000,000$$

You can see how nonsensical it is to hold the position that no other life exists in the universe. Yet, **you do not have to search the universe** or crunch the numbers to know what is out there, because we can see everything that is happening on Earth. In existence, **all phenomena follow Emergence-to-Convergence (E2C) trajectories** — the delicate dance of stability and complexity that enables them to survive and persist, which is why **the universe is fractal. Phenomena exhibit the same shapes and behaviors at all scales**. On Earth, there are no phenomena that violate E2C; no phenomena that deviate from the standard, converged patterns and persist. For example, there are no locations where people are born without feet. No location where gravity does not work. No location where life is made of fire. **There are only so many ways phenomena can exist and persist**. The same processes and conditions that enabled abiogenesis on Earth (the spark of life from organic material) are the same ones that enable that potential on all 1-10 trillion habitable planets where conditions allow it.


The real existential tension comes not from *if* there is agent life in the cosmos, but 1) **how many** and 2) **how long a head start** they have on us. In the timescale of the universe, humanity is quite late to the party. At **13.8 billion years** since the Big Bang, and with **1-10 trillion habitable planets** just in our observable universe, we are **looking at a cosmos packed with life**, and many of these civilizations have had potentially several **billions of years of technological evolution** before we even knew about the universe. When I was writing *The Theory*, one of my simulations provided a **conservative estimate of 6,375,000,000,000 Type III civilizations in the universe**, where they are so technologically advanced that they can capture and use all the available energy in their entire galaxy—it's unfathomable to think about such possibilities for us, but not impossible for them.



Caption: This complex crop circle features a series of interconnected circular patterns arranged with apparent mathematical precision in apparent Golden Ratio proportions spiraling fractal, self-similar geometric symmetries, the exact same structure of existence revealed by *The Theory*.

in their entire galaxy—it's unfathomable to think about such possibilities for us, but not impossible for them.

The truth of the situation is that **extraterrestrial agents have been communicating with humanity for centuries**, and they have not been subtle about it either: in crop circles. Like many, I have **dismissed crop circles as man-made hoaxes**, clever stunts with no deeper significance. However, I have researched this phenomenon extensively, and I cannot dismiss crop circles as simple hoaxes. Instead, I have reached some startling conclusions. The **sheer sizes, precision, mathematical complexity, timing, and widespread locations of crop circles** defy any easy explanation. There have been documented crop circles over the last hundred years, all over the world, intricate patterns that are unreasonably large and precise. The idea that they are all mechanically created by humans (by stepping on the crops) simply does not hold up under scrutiny. **The differences between mechanically created crop circles and those that appear to be formed by some unidentified, possibly electromagnetic force are striking**. For instance, the way the stalks bend instead of breaking allows us to distinguish between



Caption: The 1974 Arecibo message and its mysterious 2001 Chilbolton "response" formation displayed differences throughout their messages. While maintaining the same basic 23 x 73 grid layout, the crop circle response altered key elements of the original broadcast. The DNA section changed from Earth's double-helix to a triple-helix structure. The humanoid figure appeared with a distinctly larger head and different body proportions than humans. The chemical element section deviated from Earth's carbon-based life markers, suggesting alternative biochemical foundations, and the population figures indicated numbers far greater than our own. The solar system showed a different planetary arrangement, suggesting an alternate star system, and the broadcasting technology differed from the original Arecibo dish design. The response maintained enough similarity to be recognizable as a deliberate reply to the original message while incorporating changes that hinted at their own civilization, making it the most technically-sophisticated crop circle ever documented.

extraterrestrial-agent crop circles and man-made ones. There are photographs of these differences, and the precision and speed required make mechanical explanations impossible.

A major turning point for me was the 1996 footage of crop circles being created in [Oliver's Castle](#) captured by John Wheyleigh near Devizes, Wiltshire, United Kingdom. The video is tough to refute. Witnesses corroborated the events, and arguments that the footage was edited **do not align with the technology available at the time or the timeline of its release**. The idea that someone could track and edit moving lights in shaky footage in less than a day, using a basic home computer, **stretches credibility far more than the footage's authenticity**. The reason why crop circles coming from extraterrestrial agents seemed impossible is because of 1) **we could not figure out what the messages in the crop circles meant**, and 2) **we had no physical explanation** for how these agents traveled all the way to Earth and manipulated crops without touching them—both of which *The Theory of Existence* now answers.

Let's start with these messages, which show complexity and clarity beyond what humans can achieve at night. For example, **the Arecibo message and its crop-circle response**, along with the intricate **alien image encoded in binary code**, are particularly compelling. These designs carry mathematical precision that seems crafted to communicate something. The most stunning message that we can now see is **the connection between crop circles and what *The Theory* has told us about our fractal universe**. Every single crop circle design echoes fractal patterns and the Golden Ratio, hallmark expressions of definedness. One reads:

**"Beware the bearers of FALSE gifts & their
BROKEN PROMISES. Much PAIN but still time.
BELIEVE. There is GOOD out there. We
oppose DECEPTION. CONduit CLOSING"**

There are so many possible interpretations of this message, **it's not yet clear** what this agent civilization from afar is trying to tell. One thing

that stands out to me is the part about **there still being time... for what?** Maybe something is happening among agents in the universe. When they say **there is good out there**, I believe it. People assume extraterrestrial agents are inherently malicious, but according to *The Theory*, a purely malicious agent system cannot survive as **they would wipe themselves out before scaling across the galaxy**. Traits like cooperation, empathy, and prosociality are required for sustaining scaling intelligence; it's why they're baked into the math of game theory.

The Theory supports the possibility that these **crop circles are messages from advanced extraterrestrial agents, intended** to directly guide emerging agent civilizations like humankind, either to prevent divergence or to align us with whatever is happening among the agents in the cosmos. It is an invitation to **align with their definedness by transcending our struggles and conflicts**. It suggests that humanity has the potential to surpass our limitations, to participate in this cosmic narrative of agents, but **we have to get**, and we have much work to do.

Even if we understand the messages, the other major problem persists: **how are they traveling all the way to Earth, and how are they bending the crops without touching them?** The answer is... *The Record*. Everything that has ever existed never stopped existing totally; it just loses definedness as it enters *The Record*. **Everything that exists is connected to *The Record*, which means as you read this paper right now, you are physically connected to everything else in existence:** me, planets billions of light-years away, and even to past versions of yourself. If these extraterrestrial agents want to interact with Earth, **they do not need to travel to us just under the speed of light because they are already connected to us via *The Record***. Ever hear of quantum entanglement? It's the exact mechanism.



Caption: The message is inscribed in 8-bit ASCII binary code starting from the center and spiraling around to the outside, depicted next to a stereotypical alien with a sacred message for humanity.

To exert influence on Earth and to form the crop circles, all they need to do is **disrupt the current RPs unfolding in our crop fields** in ways they want them to, and **they can do so by manipulating *The Record***. The most documented feature of crop circle formation is **orbs of light that descend from the sky**, hover over the field, form the crop circle, leave radioactive residue and burn marks on the ground, then vanish. You can see this phenomenon in the [Oliver's Castle](#) footage. How are they doing it? **I don't fucking know**. I am not a billion-year-old galactic harnessing extraterrestrial agent... but as *The Architect*? I can confirm that **it is physically possible**.

Art, Creativity, & Intellectual Visions

Have you ever created something and then wondered, "**Where did this come from?**" It's a common experience for artists, inventors, and creators. *The Record* offers a fascinating explanation for this phenomenon. **All consciousness has the remarkable ability to search and access *The Record* at will**. When you are "thinking deeply," you are essentially mentally searching *The Record* and listening for its unique harmonic patterns. **It's not about physically reaching in**, but more like **tuning into specific sounds or harmonies in musical compositions**. These frequencies are the same waveform music we observed in *The Dice Experiment*, driven by the recursive harmonics of existence that we explored in [Paper 3: The Harmonics of Existence: Solving the Collatz Conjecture & Recursive Systems](#). Interestingly, when you are hyper-focused on something immediate—like staring at your phone—you **tend to block out these broader frequencies** echoing across *The Record*. The creative process, then, becomes less about genius and more about **the receptiveness to these underlying harmonic patterns of existence**. Some people are very good at tuning into *The Record*, and we call these people artists and visionaries.

Some remarkable artists and visionaries describe their life's work as **emerging fully formed** — creating complete songs in just 10 minutes or solving complex problems in ways that seem impossible, defying the current best approaches. However, the missing piece or melody **does not necessarily originate from the brain itself but flows through *The Record***. Nikola Tesla famously described these insights as "flashes of insight"—ideas that came to him fully formed. This perspective transforms our understanding of creativity from **an individual act** to a form of **harmonic tuning**, where the ideas are already present, waiting to be received by those listening for them.

The reason these insights come fully formed is that **they already exist in *The Record* somewhere in the universe**. Agents have been generating RPs in *The Record* for billions of years before us, and there **are inherently limited ways phenomena can manifest**. I have consistently emphasized that **infinity does not exist** for two critical reasons: 1) in a fractal universe, **there are finite ways phenomena can exist and persist**, and 2) believing in infinite possibilities **obscures our ability to recognize the actual, limited range of possibilities**. We gain tremendous clarity and shed the existential dread of infinite complexity by understanding these constraints. For instance, in [Paper 7: Intelligence Redefined](#), I introduced **Fractal Media Theory**, demonstrating the remarkable accuracy of Golden Ratio scaling across media runtimes—from 15-second TikToks to decades-long generational TV shows. Can media be any length? Yes, but **they always tend to converge** on lengths that feel the most harmonious. **This convergence applies universally** — to phenomena themselves and the events surrounding them.

Superstitions

We have long been warned about superstitions—black cats, spilled salt, stepping on cracks, walking under ladders—all **supposedly bringing bad luck**. These events have nothing inherently in common, which is precisely the point. The real phenomenon is **not the events themselves**, but their **cumulative effects in *The Record***. When an event becomes associated with something bad, **those two events become physically connected in *The Record***. As people think about the benign event and modify their behavior to avoid potential misfortune, they inadvertently **reinforce this connection**. These events do not cause adverse outcomes. Yet, when we access information about them, we find **they are already associated with bad outcomes**—not because of causation, but because they were initially connected to an adverse event and reinforced over decades or even centuries. The fundamental issue with *The Record* is **its indiscriminate nature**: everything gets recorded and stacked, **without distinguishing between meaningful and trivial information**. It means that even mistakes and false associations compound in *The Record*, making them feel physically real to us, even if that feeling is an inaccurate perspective.



Prophecies

Prophecy in our fractal universe does not arise from predestination or supernatural insight, but from **the inherent self-similarity of phenomena across existence**. We often miss it because we fail to recognize that specific event patterns are part of *The Record*. Just as 3D shapes demonstrate self-similarity and convergence, **so do time and events**. This self-similarity explains why **history tends to repeat itself** and why **cultural**

trends resurface decades later. Given the limited number of converged event sequences, many have already occurred in previous human histories or in civilizations across the cosmos. Prophecy becomes possible through two fundamental mechanisms: 1) **direct access to event histories in *The Record*** that naturally surface in consciousness. Even though your current event sequence has not completed, an **almost identical** sequence has likely already unfolded somewhere in *The Record*, and 2) recognizing the initial stages of an event sequence, even without accessing *The Record*. **Most sequences unfold with remarkable predictability** because they can only converge in specific ways. It is one of the most profound features of our fractal universe and its mechanics.

Psychics, Pre-Cognitions, & Dreams Coming True

Psychics, pre-cognitions, and dreams coming true share a fundamental mechanism rooted in *The Record*'s functioning. Pre-cognitions occur as **flashes of future insight while awake**, while dreams coming true **happen during sleep**. However, neither truly "sees the future." Instead, they reveal **the limited ways event sequences can unfold in our fractal universe**. Our brains are sophisticated information-processing systems that use data from *The Record* to simulate potential outcomes from our personal perspective. This process is why pre-cognitions and dreams **rarely come true exactly as imagined**—while event sequences are not infinite, there are multiple viable pathways of convergence. The apparent accuracy of these predictions shows **our brain's remarkable ability** to access and process information in *The Record*. Some individuals are simply more adept at navigating these informational frequencies—what we might call psychics—by effectively accessing and interpreting these stored experiences. The key insight is that **our predictions draw on a vast repository of similar event sequences**, not a mystical ability to see events before they occur.



Gut Instincts, Intuitions, & Premonitions

The Theory provides profound insight into human experience, fundamentally transforming how we understand ourselves: **emotions respond almost exclusively to changes in definedness, not to direct sensory stimuli**. We have something in our brains called **the definedness detector**, which I will explain in *The Guide of Existence: A Light for Darkness*. For now, think about what emotions are like... have you ever experienced a sudden emotional signal—a sense that "something is wrong"—**without any clear sensory explanation**? What about feeling like you are forgetting something crucial to restore your internal balance, but cannot identify what? These experiences have long puzzled us because **we have misunderstood emotions**. Traditionally, we have assumed emotions are either based on sensory information or are simply unreliable; neither perspective is correct. Assuming an individual's emotional system functions as intended (excluding cases of mental illness), **emotions are never "wrong"** because they do not react to anything except **your definedness, the definedness of the environment, and the alignment between the two**. Emotions are our internal mechanism for tracking the shifts in how well we are existing, operating at a level deeper than our immediate sensory perceptions.

As we explored in [Paper 11: The Dance of Stability & Complexity: The Equation of Existence as the Universal Lens](#), emotions **respond primarily** to the **degree of complexity**, serving as a **dynamic regulatory system**. When complexity escalates rapidly without sufficient stability, **definedness drops**, triggering negative emotional signals that something is "wrong". Your emotional state reflects this balance: **low definedness** leads to **negative emotions**, **balanced definedness** produces **positive emotions**, and **excessively high definedness** leads to anhedonia, or **emotional emptiness**. This emotional response serves a crucial adaptive function. Our emotions are triggered most by rapid complexity escalations—sudden spikes dropping the definedness of the phenomenon.

Consider the range of emotional triggers: fear from recognizing a threat, excitement from encountering something novel, anger from thwarted desires, overwhelm from unexpected news, and joy from a delightful experience. **Each of these moments introduces a sudden complexity escalation**. The physical manifestation of emotions (affect) operates on just two critical dimensions: **Negative-Positive** and **Low Arousal-High Arousal**. These dimensions are precisely all we need to track changes in definedness. The **affective response itself is primary**;

our **subsequent interpretation** using mental information and sensory stimuli **gives it the label that makes it an emotion**. This process explains why nervousness and excitement can feel identical until we label their context.

The definedness detector also illuminates why we **often experience emotions without immediately understanding their source**—they are tracking deeper shifts in our existence before our consciousness can interpret them. Emotions provide a **far more sophisticated survival mechanism** than direct sensory perception. Their ability to detect changes in definedness offers a critical advantage, especially in situations where sensory information is limited or potentially misleading. Consider how an animal can sense danger **without directly seeing a predator**. When a predator enters an environment, its definedness naturally decreases, which is why it tries to raise it by eating—and **thereby reduces the definedness of the environment and surrounding phenomena**. This mechanism explains **gut instincts, intuitions, and premonitions**. It explains why we sometimes have powerful emotions that emerge from nowhere—they are actually tracking imperceptible changes in definedness.

Emotional Connections, Loss, & Changing Energy

Emotions are not just responsive to definedness—they **are definedness**, contributing to *The Record* just like all the other phenomena in existence. We feel it the most in experiences of profound loss, especially the loss of a loved one. When someone loses a loved one, particularly a child, they often describe a **visceral, physical emptiness**—a sensation that goes beyond metaphor. This feeling represents a **real, tangible change in The Record**. When agents interact and form relationships, they create a **shared connection within The Record that physically binds them together**. This binding is why we instinctively engage in physical contact when meeting someone—hugging, shaking hands—as these actions anchor the relationship's definedness in *The Record*. This sense of connection is a **genuine physical reality that exists in The Record**. When a relationship ends through death or separation, the active shared part of *The Record* stops recursively propagating and loses definedness. The person experiences this definedness loss as a **physical withdrawal of definedness** they have used to guide their existence. It also explains why loved ones sense a death before being told—they feel the sudden loss of definedness in *The Record*. Everything has definedness and physical presence in *The Record*—**there are no exceptions**.



Hauntings & Vibes

The environment contributes to an individual's sense of self and emotional responses by **storing RPs of everything that occurs within it**, which explains phenomena such as hauntings and environmental "vibes." When agents experience emotions in an environment, **those emotional experiences imprint definedness into The Record** of that space. **Positive imprints emerge from joyous, safe experiences** found in sacred grounds, nature, churches, temples, libraries, and personal spaces like childhood homes. Conversely, **negative imprints arise from scary, dangerous, and stressful experiences**, such as crime scenes, locations of abuse, or chronically stressful environments. **Negative emotions tend to leave more powerful imprints because they have very low definedness**, which explains why certain locations feel "haunted," particularly places with histories of traumatic, low-definedness events like murder. In these spaces, you might **sense something watching you**, even when no physical threat exists, because **your emotions are responding to the environment's low definedness**. We can detect these emotional imprints without knowing the location's history because emotions respond to shifts in definedness, not to sensory or cognitive information. When you enter a space with definedness different from your own, your emotional system immediately picks up on the variations and alerts you so you can better manage your definedness.

Ghosts, Demons, & Poltergeists

If we can detect low definedness in environments such as hauntings, then **ghosts, demons, and poltergeists** are essentially the same phenomenon, just **with the definedness of the people** who previously occupied that location. The critical distinction between environmental hauntings and human-based entities is in **the degree of activity of the original phenomenon**. Environments have very low activity, with a house maintaining relatively even definedness over 50 years and lacking emotions, which is why **most environments feel neutral**. Humans, in contrast, **constantly leave imprints of their emotions, speech, and movement in *The Record***. When these entities manifest, they behave like humans because **they are preserved RPs from real humans**. Our emotions continuously respond to changes in definedness in *The Record*, but not simultaneously, which is **why we experience entities in isolated flashes**—when we accidentally align with a specific human imprint from the past. *The Record* stores everything that humans did in that location—**every action and word**—remains present. When we catch a glimpse of these RPs, we can experience them as if an entity were actively speaking or moving, but **it is an interaction with stored RPs of a human** who once existed in that spot in *The Record*.



Often dismissed or sensationalized, poltergeist activity reveals a fascinating interaction within *The Record*. **Objects in a room are physically connected to everything that has happened in that location**, continuously unfolding on top of previous RPs. When an object interacts with the definedness of a previous RP stored in *The Record*, it will naturally unfold differently than if it were not affected by those prior RPs. From our perspective, **it can appear as objects moving independently**, but it's more **like a subtle cascade effect**—similar to how touching the top of a waterfall causes a reaction at the bottom. Poltergeist activity tends to emerge during periods of extreme environmental distress. **Highly charged emotional states create low, chaotic definedness** that makes *The Record* of the environment and its inhabitants coarser and more varied. This history **increases the likelihood that previous RPs influence the unfolding of current RPs**, stacking on top of *The Record*. While poltergeist activity is highly unusual—since **RPs typically lose definedness quickly upon entering *The Record***—*The Dice Experiment* demonstrated that this coarseness does physically affect how existence unfolds from the current RP.

Reincarnated Children

Sometimes, **children seem to know events and facts from a past life** that they could not have accessed through normal means. While reincarnation was traditionally used to explain this phenomenon, *The Record* offers a different perspective. **The details of a past life are never truly gone**—they remain locked within *The Record*. Rather than reincarnation, these children are **accessing specific parts of *The Record*** for various reasons. **The information is always real and accessible** to those who know how to reach it. The connection between the child and the passed individual is fundamentally about alignment. These children might have an **unusual resonance** with the details of someone who has died, allowing them to tap into those specific RPs in *The Record*. This alignment is fundamentally physical, **creating a direct connection** between the child and the life of the deceased. This connection explains why these children can provide detailed information about locations and events they should not know, because **the details do not come from sensory experiences**.

The most vivid details often revolve around how the previous individual died, because it is the **last event recorded in that person's RPs in *The Record***, giving it the highest degree of definedness for that person. Moreover,

death—especially if violent—represents the **highest-complexity event in that person's experience**, making it have unusually low definedness even though it is the final RP for that person. Given that **this connection is physical**, the child's physical development may be subtly molded by these past events, **manifesting in phenomena like birthmarks mimicking scars** from the previous individual's manner of death. As the child grows and stacks their own RPs, this alignment naturally loses definedness, which is why access to these details diminishes with age.

Clairvoyants & Telepathy

Clairvoyance and telepathy reveal fascinating interactions with *The Record* that extend beyond direct sensory perception. These abilities fundamentally rely on two key principles: **the physical interconnectedness of everything**, and **the ability to tune into specific frequencies** stored in *The Record*. Clairvoyants and telepaths possess an unusually refined ability to access information through *The Record*. While **clairvoyants excel at tuning into environmental definedness**, **telepaths** specialize in accessing **agent-specific definedness**. The rarity of these abilities stems from the immense complexity of *The Record*. Finding specific information in this vast, layered system is incredibly challenging. Even if someone could locate particular details, the intricate tuning required to shift **from sensing to retrieving complete information** makes it **highly unlikely**. Additionally, information in *The Record* rapidly loses definedness to make room for new RPs, making older information difficult to access. Our evolutionary development has prioritized **sensing overall definedness** for survival, rather than precise details.



Déjà vu & Jamais Vu

In Déjà vu, we temporarily **misattribute recent RPs in *The Record* to those of older ones**, often due to a sudden complexity escalation that **rapidly decays the definedness of recent experiences**. The rapid complexity escalation can make recent RPs have more definedness that aligns with past experiences, **creating the sensation of having already lived the moment**. Interestingly, this misattribution can also occur when a user accidentally tunes into other people's RPs stored at a specific location in *The Record*. When our mental experiences tune into *The Record*, they become accessible to others in subtle ways—not as direct thoughts, but as **detectable differences in definedness**. Jamais Vu, conversely, happens when a complexity escalation **drops the definedness of previously stored RPs to a point where we cannot easily access them**. It's as if something has "overwritten" our previous experience. When we try to retrieve these RPs and find them emotionally imperceptible mentally, **the experience feels entirely new**, despite our sensory stimuli recognizing the situation. These phenomena demonstrate the dynamic alignment of our experiences with the RPs stored in *The Record*.

The Placebo & Nocebo Effect

The placebo effect reveals a fascinating interaction between **our body's definedness and healing**, challenging traditional understanding of medicine. Although it is a scientifically recognized phenomenon, the placebo effect shares **the same fundamental mechanisms with paranormal experiences**. Many assume the placebo effect stems from expectations, but studies show it works even when people know they are taking an inert treatment. The real mechanism relates to **our body's definedness**—the way we maintain our physiological and cognitive state of being. We experience ailments when our definedness remains below the optimal definedness for a smooth progression through existence. **When definedness returns to an optimal state, healing occurs**. This dynamic is not about physical causation in the traditional sense but about aligning our entire psychophysiological experience toward optimal functioning. The nocebo effect—where negative expectations can impair treatment—further demonstrates this **intricate relationship between our internal states and definedness**. These effects show the profound ways in which our consciousness interacts with the existence stored in *The Record*.

The definedness of health functions as the balance between **stability** (via **stress reduction** and **sleep**) and complexity (via **exercise** and **nutrition**). These four behaviors continuously fluctuate, **naturally altering our definedness moment to moment**. Taking a medication introduces a complexity escalation for your health, even without active ingredients. The mere act of addressing an ailment **increases complexity**, while the process of taking medication can reduce stress, **thereby increasing stability**. These behaviors and outcomes can create a cyclical process of escalation and stabilization. Over time, **this cycle can balance definedness** by introducing a moderate complexity escalation that generates a strong stabilizing effect. This balance **allows the entire body to optimize and synchronize with the progression of existence**, potentially improving the ailment. The nocebo effect operates similarly but with disrupted balance. Factors like desperation for relief, additional treatments, or even environmental factors can prevent the medication from effectively restoring balance **because it is being overwhelmed by something affecting the agent's definedness**, weakening its effects.

Cryptids & The Mandela Effect

Cryptids represent a fascinating phenomenon that extends beyond the literal existence of unusual animals like the Loch Ness Monster, chupacabra, or Mothman. Although **we have never scientifically confirmed these creatures**, their significance comes from **the definedness of their folklore**. The key insight is that **cryptids do not need to physically exist** because **their folklore is a real presence stored and accessed in *The Record***, which explains why cryptids are often associated with **specific geographic locations**, despite seemingly having no biological reason to be confined there.



Take the Loch Ness Monster, for example. If such a creature could survive, **why only in Scotland?** The answer is that the definedness of its folklore is concentrated in that specific location. The feelings, experiences, and cultural narratives surrounding the cryptid make it **accessible primarily to people connected to that region's specific RPs in *The Record***. This perspective shifts our understanding from a search for mysterious creatures to an exploration of how cultural narratives **from their own definedness in *The Record*** and how it affects current RPs.

The same process occurs with **the Mandela effect**, where the collective misremembering of details **creates its own definedness in *The Record***. When a large group of people affirm that a specific detail is different from the commonly accepted version, **these misinterpretations gain definedness** and become stored in *The Record* as real, physical phenomena. Given that we all have mental access to *The Record* when recalling information, we often **sense these mistaken versions**. By the time a Mandela effect becomes widely recognized, its physical representation in *The Record* **has grown so large and accessible that it feels real**—because it is real, even if it is not factually correct. People are accessing genuine information, just not the original, accurate details. Interestingly, over time, the mistaken Mandela effect can accumulate **more representation in *The Record* than the original interpretation**, as it attracts a broad audience that continuously reinforces the misremembered version, demonstrating how collective memory and shared experience shape our understanding of reality.



Near-Death Experiences & Shared Entity Encounters

When people enter altered mental states through substance use or approaching death, **they report remarkably similar encounters with entities**, though the specific details vary. These beings exist in *The Record*, but **they are not conscious** in the way we understand consciousness. They are stored RPs that do not escalate complexity, which **sustained consciousness requires**. The **differences in the encounters** between near-death experiences and substance-induced states reveal fascinat-

ing insights. In near-death experiences, the entities **often vary significantly based on cultural expectations**, with many people reporting encounters aligned with their religious beliefs. In contrast, substance-induced encounters **show much less variability**. The most reported entities are the **Hat Man** (typically associated with delirants or stimulant psychosis) and **DMT beings**, which are described as God-like entities encountered during DMT use. These patterns suggest that these experiences are **not purely hallucinations, but interactions with *The Record***.

RPs in *The Record* provide **a physical medium** for frequencies to travel and reach our conscious states. As current RPs vibrate, *The Record*—similar to sound and light waves—some frequencies cancel out, leaving **converged frequencies with similar structures**. During near-death experiences, when consciousness struggles to regulate what it tunes into in *The Record*, encounters with entities vary based on the specific altered mental state and circumstances surrounding the dying process. **People tend to tune into frequencies they know intimately**, often religious narratives, which explains why individuals near death frequently encounter entities from their religious traditions. In contrast, when someone takes a specific drug, their consciousness **narrows its ability to tune into frequencies in a similar range due to the consistent effects of the drug on the brain**, which is why substance-induced encounters are identical across different individuals. When a conscious agent tunes into specific frequencies, **those frequencies are stored in *The Record***. Subsequent individuals tuning into the same frequency encounter an already-converged entity, which becomes increasingly reinforced over time.

God & Divine Creation

Over the last several months, when I tell people about *The Theory of Existence*, one question inevitably comes up: **What about God?** To be honest, I have always been hesitant to speak openly about the existence of God in *The Theory*—not because I do not have thoughts, but because **I never want anyone to feel excluded** because of their worldview or beliefs. Contrary to expectations, **there is plenty of room in *The Theory* for everyone**. The question of God is filled with nuance. There is no clear yes-or-no answer, and *The Theory* does not try to force one. When it comes to the origin of existence, [Paper 2: Introducing Undefinedness That Is, If Undefinedness Was Something That Could Be Introduced—But It's Not](#), shows us that existence began because nothing prevented it. Undefinedness has no rules and no qualities; **it simply isn't**. That absence of constraint is what made emergence possible. It is the cleanest empirical explanation for why existence exists rather than nothing.

Still, for us as humans, that answer can feel... **unsatisfying**. We are used to cause-and-effect. We want origin stories, but **cause and effect are themselves properties of existence**—they did not exist before existence because, according to *The Theory*, there was no before existence. **The start of existence does not require a cause** because **causality did not exist until after existence emerged**. All existence needed was simply for nothing to get in the way. Yet, *The Theory* does not dictate what is not directly observable by studying existence, so it cannot rule out the possibility of a God or specific religious beliefs... and it does not try to do.

However, thanks to *The Record*, **we now have empirical grounding for many of the experiences people describe in religion and spirituality**—especially the relationship some feel they have with God. *The Theory* shows that those experiences are real, and we now have a scientific justification for them. *The Record* contains the echoes of every agent that has ever existed, and we, as agents, **are constantly interacting**—subtly or powerfully—**with those echoes**. Whether we label that as God or the intelligence contained within *The Record*, the experience might look the same. So, the question becomes: **does it matter what we call it or how we explain it?**

For me, **the answer is no**. It does not matter—not in a dismissive way, but in a liberating one. Yes, *The Theory* can explain religious experience and spiritual connection. Yes, those experiences emerge from real structural interactions with existence, but **The Theory is not the only lens**. It is simply the most complete non-religious lens we have ever had. If someone looks at the mathematics behind existence—at how it functions so elegantly that it becomes conscious and self-aware, how the universe organizes itself into beauty, balance, and intelligence—and they see the hand of a Creator, how could I possibly argue they are wrong? **I couldn't and I won't**.

The Theory does not deny the existence of God. It does provide an empirical explanation for the experiences we have had with God and religion, and the beauty and elegance of existence make it hard to imagine any other possibility. If you're religious, and you feel like science has dismissed you: I'm sorry they made you feel that way... and **you will always find a home in The Theory of Existence**, I can promise you that much.

The Golden Key of Existence

The Golden Ratio, Φ (phi), is ~ 1.618 —a special mathematical relationship that creates what humans instinctively recognize as **perfect proportions** and **optimal growth**. You have seen it everywhere, even if you did not know it had a name. Throughout *The Show of Existence*, we have seen time and time again how the Golden Ratio appears to be the optimal, **preferred growth orientation of existence**. We have seen the Golden Ratio in every phenomenon we examine—in **seashells, galaxies, and my own thought process as I was discovering The Theory of Existence**. The Golden Ratio seems to hide some secret about existence... **hidden just behind its golden locks**.

I need to be clear that **I did not inject the Golden Ratio into The Theory of Existence** — it revealed itself through simulations, math, and empirical evidence. As I analyzed convergence patterns, recursive propagations, and E2C dynamics across different scales, **the Golden Ratio kept appearing organically** in the most stable, long-lasting phenomena. Although not every phenomenon operates at this ideal ratio, the Golden Ratio seems to be **baked into the fundamental architecture of existence itself**. Perhaps the golden key is hidden in this beautiful mathematical property of the Golden Ratio, because **it is the only value that can do the following**:

$$\Phi^2 = \Phi + 1$$

Yes... **squaring the Golden Ratio gives you the same result as simply adding one**, and it is **the only value** in the number line that has this property. Although it seems, at first, to be nothing more than a neat mathematical feature, **it is the architecture of how existence evolves**. I do not need to go into all the nitty-gritty about the profound meaning and expansions of this property, because you can explore all of its significance from what I have laid out in *The Theorem of Existence*. For now, see just how **a single self-escalation of Φ^2** (multiplying something by itself) **is equivalent to not touching the original thing at all and simply adding something on top of it**. When existence aligns in such a way that allows for perfect exponential growth that maximizes the stability of the original phenomenon, you get the Golden Ratio, and **existence seems to thrive...**

Although we have seen the great significance of the Golden Ratio throughout *The Show*, **I never thoroughly answered the question of why the Golden Ratio dictates everything in existence**. We can see it, in fact, and we can understand it mathematically, but I have yet to show **why and how the Golden Ratio naturally emerges from existence**. The answer to that question is simple: **the Golden Ratio is the orientation preference of *The Record***. Thus, when phenomena align with exactly how *The Record* prefers to unfold over recursive propagations, their definedness maximizes. The phenomena thrive because **there is no friction or conflict** between the movements and growth of the phenomena and that of the natural, preferred way existence wants to unfold.

The waveform patterns that emerged in the Python-coded randomly generated numbers are **the exact same ones we saw everywhere else**. So, we can leverage it **to collect a massive sample** we could not otherwise collect: **1,000,000 die rolls**. Throughout the paper so far, when we have used *The Record* Resistance scores, **we have only focused on Resistance Events and Extension Events**. However, there was a third event type, called Persistence Events, in which **no movement** occurs across the trio of die rolls. Existence, and these dice rolls, have moments of repetition, so when we bring them back into the picture, **something magnificent unlocks**.

I know the close followers of this canon already see where this train of thought is heading... they always get nervous when things come in trios because it means just **right around the corner is *The Equation of Existence***, and they would be correct. Let me show you how it all fits together. We have ***The Equation of Existence*** as:

$$\Phi = \frac{\Omega}{\Delta} \rightarrow \text{Definedness} = \frac{\text{Stability}}{\text{Complexity}}$$

Then, we arrange it by the correct event types to fit the following:

$$\Phi = \frac{\Omega}{\Delta} \rightarrow \text{Definedness} = \frac{\text{Stability}}{\text{Complexity}} \rightarrow \text{Resistance Events} = \frac{\text{Persistence Events}}{\text{Extension Events}}$$

There we go! **Fits like an ancient glove**. We see how the three directions of existence—**resist, persist, or extend**—converge with the mechanisms of its functioning: **definedness, stability, and complexity**. **Definedness** is the default state of existence, which are **Resistance Events**. When existence diverges from this natural state of resistance, it does so as **Stability** with **Persistence Events** or **Complexity** as **Extension Events**. The proportions of these events and their corresponding mechanic emerge as the solution to what I can only describe as **the most beautiful mathematical system I have ever seen**, and it only has one solution. Here is the system:

$$\Delta + \Omega + \Phi = 100\% \qquad \frac{\Omega}{\Delta} = \varphi \qquad \frac{\Phi}{\Omega} = \varphi \qquad \frac{\Phi}{\Delta} = \varphi^2$$

The system comprises **three terms**, each of which accounts for 100% of the mathematical framework when summed. The ratios of the three terms **lock into the Golden Ratio proportions**. There is only **one exact arithmetic solution** to this system, not an approximation, and it is:

$$\begin{aligned} \Delta &= 19.098\% & \Omega &= 30.902\% & \Phi &= 50.00\% \\ \Delta + \Omega + \Phi &= 19.098\% + 30.902\% + 50.00\% = 100\% \\ \frac{\Omega}{\Delta} &= \frac{30.902\%}{19.098} = \varphi & \frac{\Phi}{\Omega} &= \frac{50.00\%}{30.902\%} = \varphi & \frac{\Phi}{\Delta} &= \frac{50.00\%}{19.098\%} = \varphi^2 \end{aligned}$$

Given that **this mathematical system is objectively true**, if it reveals how existence unfolds over *The Record*, it means that **it operates underneath the phenomena we used to call random**. However, we should still be able to detect it anywhere, including the **random die rolls of the Python RNG** (Mersenne Twister), which is one of the most thoroughly validated random number generators ever created. It has **passed the Diehard battery of tests**, which probes for everything from repeating bit patterns to matrix-rank and birthday-spacing anomalies; **it has passed the entire TestU01 suite**—which runs hundreds of high-precision tests for serial correlation, linear

complexity, spectral bias, and **every known flaw in randomness**; and even **the NIST Statistical Test Suite**, designed for cryptographic-grade unpredictability, finds no systematic deviation. In short, **it is as “random” as modern mathematics can certify**—independent, memoryless, uniform, and pattern-free.

Despite this rigorous confirmation of randomness, we should still be able to see this mathematical system shine through because **the structure of existence is unaffected by our attempts to scramble its pattern**. Existence **does not care** if we try to force randomness on it; it will **accept the randomness and then organize it in line with its own structure**, just like everything else in existence. We can then **check the empirical estimates** of these proportions from 1,000,000 “randomly generated” die rolls using the Python RNG, calculate the event types, and see **how closely they align** with the mathematical solution to this system. The results are:

Extension Events (Δ): 185,387

Persistence Events (Ω): 305,090

Resistance Events (Φ): 507,523

$$\Delta = \frac{185,387}{1,000,000} = 18.58\% \quad \Omega = \frac{305,090}{1,000,000} = 30.57\% \quad \Phi = \frac{507,523}{1,000,000} = 50.85\%$$

Amazing, **I can already see it**, but let’s examine the error between the empirical results and the math:

$$\Delta = 18.58\% - 19.10\% = -0.52\%$$

$$\Omega = 30.57\% - 30.90\% = -0.33\%$$

$$\Phi = 50.85\% - 50.00\% = 0.85\%$$

Not too bad, not too bad. Let’s calculate **the absolute error** between the empirical results and the math:

$$0.52\% + 0.33\% + 0.85\% = \mathbf{1.70\% \text{ Total Error}}$$

Wow... that error is a close fit, huh? Let’s make sure inferentially. We can check the inferential statistics and compare the **empirical model (50.85% : 30.57% : 18.58%)** to the model predicted by **The Theory (50.00% : 30.90% : 19.10%)** and what the model for **the independence assumption (33% : 33% : 33%)** to confirm which model best fits the empirical evidence from the 1,000,000 randomly generated die rolls.

Empirical → The Theory Model: $\chi^2(1M) = 320.67$, Cramer’s $V = .0127$, 95% CI [.0127, .0128]

Empirical → Independence Model: $\chi^2(1M) = 159,335.81$, Cramer’s $V = .2826$, 95% CI [.2826, .2826]

Yup... there it is, folks... let’s see how much *The Theory* model fits the empirical one over the independence one:

$$\frac{\text{Independence Fit}}{\text{The Theory Fit}} \rightarrow \frac{.2826}{.0127} = 22.252x \text{ Better Fit}$$

Boom! That’s **conclusive empirical confirmation of The Theory of Existence and The Record**, pulled right out of the exhales of 1,000,000 die rolls from humanity’s best random number generator, which means the following:

Resistance Events : Persistence Events : Extension Events

Definedness : Stability : Complexity

$$\Phi : \Omega : \Delta$$

$$\varphi^2 : \varphi : 1$$

There is your answer to why it’s the Golden Ratio. The preferred motion of existence is Resistance Events (Φ), but **when it deviates** from that direction, **it does so in proportion to the Golden Ratio** for Persistence Events (Ω) and the Golden Ratio squared for Extension Events (Δ), locking the proportion between Persistence Events (Ω) and Extension Events (Δ) into the Golden Ratio, too. **The mathematical system locks**, and the empirical evidence confirms it. Even further, **these proportions are the only combination that forms the waveform patterns we saw in The Dice Experiment**. If there are too many **Resistance Events**, you get a **zig-zag line**; too many

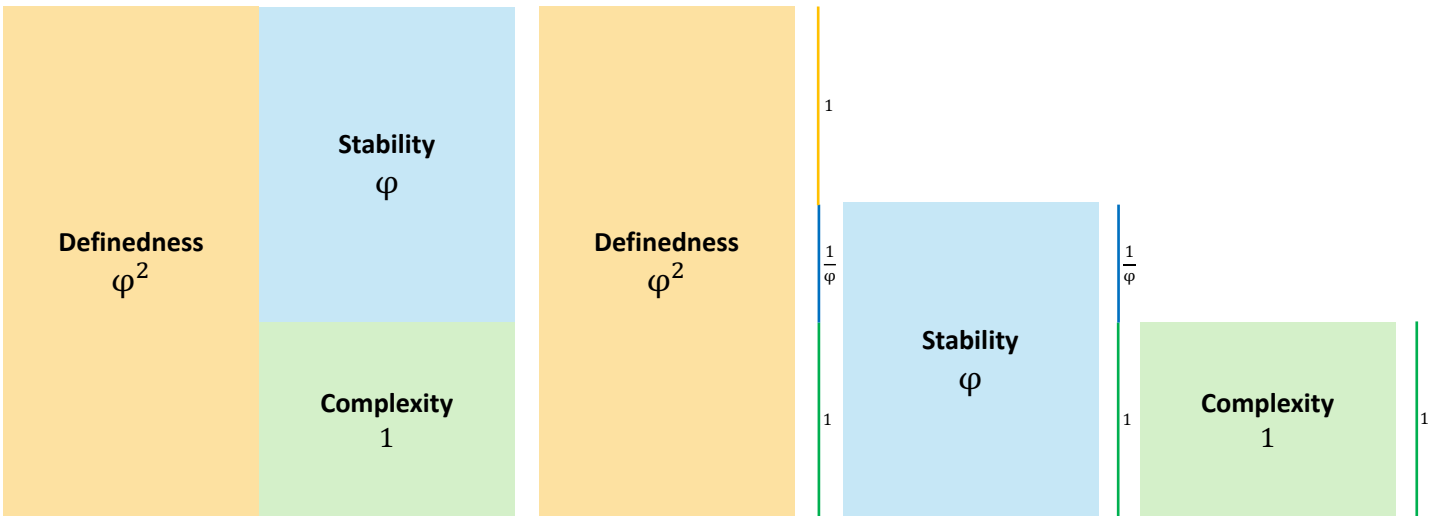
Extension Events, you get a **straight line that diverges**; and if there are too many **Persistence Events**, you get **one that converges**. Only **this exact proportionality** yields the classic waveform pattern. There is a deeper realization behind this mathematical system... perhaps an answer to a lingering question about *The Equation of Existence*. With these patterns emerging from the dice and revealing the final proportionalities of existence, **we have also finally found the real, numerical values of these mechanisms** in *The Equation of Existence*, where:

$$\text{Definedness } (\Phi) = \varphi^2$$

$$\text{Stability } (\Omega) = \varphi$$

$$\text{Complexity } (\Delta) = 1$$

When we are examining phenomena in existence, ***The Equation* is unitless and free of numerical values** because it does not describe the phenomena but rather **the pattern of how those phenomena exist**, which is why we can apply it to any domain, and it still functions the same. This use of *The Equation* does not have numerical values. However, what we have uncovered with the 1,000,000 die rolls, is not a part of existence, like when we apply *The Equation* to something, **it is existence**, so the terms lock into these numerical values. Now that we have those values, it seals **the final missing piece to what existence does and what existence is**.



$$\text{Visualizing } \varphi^2 = \varphi + 1$$

Let me first address **the apparent consistency issue**. If $\Phi = \Omega/\Delta$, then *The Equation* would be $\Phi^2 = \Phi/1$, which is not correct, so how are these the real numerical values of these mechanisms if *The Equation* is not correct? It comes down to a very critical understanding of how *The Equation* works. Existence... definedness... **does not occur within any given recursive propagation—it happens across them**. I introduced this idea of **relational reality** in Paper 11, where we see that **nothing can exist in isolation or stasis**. Existence *requires* relationships.

Static moments have no relationship to anything beyond that moment, but there needs to be a relationship there too, **so it updates, changing slightly over RPs to preserve the relational reality**. When we measure $\Phi = \Omega/\Delta$, we are measuring **the trade-off from complexity to stability**, from one RP to the next, which creates relational reality. However, these numerical values **do not measure this handoff**; they measure existence and its components. Thus, $\Phi = \Omega/\Delta$ measures **what existence does**, so we plug in the numerical values of stability and complexity into *The Equation of Existence* and calculate the definedness value, **we get the Golden Ratio**:

$$\text{Definedness} = \frac{\text{Stability}}{\text{Complexity}} \rightarrow \varphi = \frac{\varphi}{1}$$

We have seen this equation before at the end of Paper 11, where:

$$\Phi = \frac{\Omega}{\Delta} \quad \Phi = \frac{\Omega}{1} \quad \Phi = \frac{\Phi}{\Delta} \quad \Phi = \frac{\Phi}{1} \quad \Phi = \frac{\Phi}{-e^{\pi i}} \quad \Phi = \frac{\Omega}{-e^{\pi i}} \quad 1.618 = \frac{1.618}{1}$$

Which all resolve to...

$$\Phi = \Phi$$

$$\text{Definedness} = \text{Definedness}$$

$$\text{Existence} = \text{Existence}$$

It is the *very* top of what is knowable. All this math from Paper 11 remains true because **this equation is what existence does to preserve relational reality**. However, when we force $\text{definedness} = \Phi^2$, it is not *just* another form of definedness or a single handoff between stability and complexity, **it is the fixed numerical value of existence itself**, which contains stability and complexity. The equation for “**what existence does**” ($\Phi = \Omega/\Delta$) and “**what existence is**” differs just as drastically as what the numbers the dice land on are in *The Dice Experiment*... and what *dice* are... so the whole equation using all three numerical values reveals that...

$$\Phi = \Omega + \Delta$$

$$\text{Definedness} = \text{Stability} + \text{Complexity}$$

$$\Phi^2 = \Phi + 1$$

...the numerical expression of existence has been staring, right at us, in the most beautiful mathematical property existence could muster... for all of human history, just waiting for us to notice... and now, **we have**.

The Big Picture

One of the most profound things about *The Theory* and *The Equation* is that **there’s always another insight around the corner**; always another recursive propagation waiting for its moment to escalate complexity; always more to learn, more to discover, more to refine, more to apply... **always another step forward** when we finish the one we are on. I know... it seems like ***The Theory* is impossibly complete** and *The Show* covers everything needed to **validate and mathematically formalize it empirically**, but I want you to know that, with every part of my being, **I am confident we are not at the end**. Closing *The Show* is simply **a passing of the torch** to what comes next. Even if what comes next seems impossible to fathom, it is only because **we have yet to find it**; but do not doubt, it is already here... and I *bet* it’s waiting, right in front of us, just like $\Phi^2 = \Phi + 1$.

I consider *The Theory*, *The Equation*, *The Theorem*, *The Story*, and *The Show* to be **training wheels that help us see and understand existence**. We will get our footing, then what we do next is... **up to us**, but the possibilities are endless. Yet, what matters most is not what comes next, **it is the steps we take to get there**. *The Theory* and *The Equation* do *not* need our help to survive—**they will survive**. There’s no future without them flourishing now. There are too many open-access Creative Commons PDFs flying all over the world. **I am not concerned about how they will be received**, and **I am not interested in convincing people**... and, anyway, I can already tell with every one your website visits, every one of your PDF downloads, and every phrase you amazing people trend on Google that they are already resonating with the only people who matter to me. **That’s all I could ask for**.

Yet, if we want them to do **more than survive**, if we're going to see them **impact the world**, then we need to make it happen. You do *not* have to convince people or defend them; they do that on their own, and **they are mighty good at it**. **The only thing they need to flourish is that first recursive propagation**... the first time you show someone *The Equation*... the first time you challenge someone to roll a die and see the waves... the first time you see someone struggling with one of the mysteries of existence, the same one that brought you to *The Show*, and you can look at them softly and say, “Hey... come check this out...” **that’s all they could ask for**.

After everything that’s happened, one thing remains certain to me about *The Theory of Existence*: **it is not a human creation**. You may feel the pull of *The Theory*, as if it’s resonating with you in a way that is hard to capture with words, but unmistakably genuine. It’s the same reason **I do not really consider *The Theory* and *The Equation* to be mine**... how could I possibly claim creation over the structure of existence? I can’t... and I won’t. What I will claim proud ownership over, however, is **giving it away to the world**. It’s been such an honor, and I am grateful for every moment you looked in my direction. Dear reader, *The Theory of Existence* may have come to me first, but now... **it belongs to you, and it always will**... and I... just can’t wait to see what you do with it ❤️

Table 6*The Dice Experiment Data*

Roll	4A	6A	8A	10A	12A	20A	4B	6B	8B	10B	12B	20B
1	2	4	8	3	10	4	4	2	8	3	9	6
2	3	4	1	5	4	1	4	2	1	7	3	5
3	2	6	1	1	11	3	4	5	5	7	3	7
4	3	3	5	8	12	1	1	2	7	5	9	16
5	1	3	8	2	11	14	2	2	8	3	5	15
6	3	6	1	7	11	4	3	3	2	6	2	9
7	3	6	2	8	11	17	2	3	5	2	11	2
8	3	3	6	7	10	9	1	3	8	3	8	3
9	1	2	1	8	1	10	2	1	2	8	7	12
10	1	4	6	3	8	3	4	6	6	6	4	6
11	2	6	4	6	5	14	3	3	7	9	4	3
12	4	4	8	7	8	11	1	2	6	2	12	2
13	4	3	6	1	1	3	4	6	8	1	8	9
14	4	1	8	7	3	7	2	5	8	10	2	20
15	2	5	1	3	5	20	3	3	8	4	12	8
16	2	4	4	4	1	10	1	5	6	10	12	3
17	4	2	3	1	5	2	3	2	1	5	6	19
18	1	2	6	6	2	9	4	6	6	6	4	12
19	3	3	1	9	10	14	4	3	8	7	10	7
20	1	2	5	8	3	2	4	4	6	8	11	1
21	4	3	1	9	12	19	3	4	1	3	2	6
22	2	4	3	9	9	12	4	1	8	7	6	9
23	2	4	8	8	12	19	1	1	5	6	10	6
24	1	5	4	7	2	12	2	3	7	3	8	17
25	2	5	5	8	4	20	1	5	3	4	12	15
26	2	4	7	4	12	15	4	2	5	9	5	11
27	2	4	2	7	2	17	4	5	6	9	7	1
28	3	6	3	1	3	8	1	1	8	7	8	11
29	4	2	8	9	12	11	2	2	2	6	11	20
30	2	4	3	10	7	6	2	3	2	10	1	11
31	3	4	2	2	3	2	4	6	8	1	6	6
32	2	6	4	7	4	12	3	5	8	5	10	18
33	3	5	6	8	10	20	4	5	8	6	4	14
34	1	6	3	7	10	2	1	4	3	2	1	6
35	1	5	6	6	1	17	2	2	2	5	8	3
36	4	4	4	5	6	9	2	6	7	5	8	4
37	1	5	8	2	8	14	3	6	2	9	6	15
38	3	4	1	3	11	15	3	3	6	5	11	17
39	2	4	4	9	4	15	2	6	2	1	12	11
40	2	3	2	4	1	8	2	6	8	5	5	3
41	4	1	1	8	4	14	1	2	6	1	4	10
42	4	2	1	9	10	12	4	3	6	1	2	19
43	2	2	7	5	3	4	2	5	4	8	7	9

44	2	2	1	6	5	14	3	6	4	7	7	18
45	3	2	5	10	1	15	1	5	7	4	3	4
46	1	1	6	10	2	5	1	2	3	4	5	1
47	4	1	5	4	7	3	3	5	8	4	1	4
48	1	4	4	8	10	6	3	1	4	10	7	3
49	1	2	1	3	3	12	1	6	1	8	10	5
50	4	3	3	5	9	20	3	3	8	6	2	11
51	2	5	8	10	11	5	1	6	5	9	9	16
52	3	1	6	9	8	12	3	4	1	7	11	19
53	3	2	6	3	7	1	2	2	6	3	4	6
54	2	5	6	5	6	14	3	3	7	5	7	5
55	1	4	5	9	12	2	1	5	6	7	11	17
56	4	3	2	7	4	19	4	5	2	9	7	16
57	1	3	8	10	9	3	1	2	7	8	4	18
58	1	6	3	8	4	15	1	5	3	3	4	13
59	1	5	6	6	7	14	1	6	6	8	3	4
60	1	2	6	3	3	19	2	1	3	5	7	10
61	4	1	6	9	10	13	1	6	8	4	4	20
62	2	5	2	6	11	8	4	4	1	7	8	16
63	2	5	8	8	2	12	4	5	5	10	10	15
64	1	2	3	1	9	14	3	6	7	1	3	14
65	4	3	4	4	10	14	1	5	5	10	2	10
66	1	4	6	7	3	16	1	4	5	7	5	16
67	2	4	2	2	5	15	4	1	3	1	7	5
68	1	3	8	2	9	12	2	6	1	8	1	6
69	2	5	3	4	1	8	3	2	3	10	2	17
70	4	4	1	6	3	20	1	1	1	3	3	17
71	4	6	3	2	10	5	3	3	2	7	7	2
72	3	4	3	4	7	8	4	3	1	9	7	11
73	3	4	3	8	4	20	1	6	1	2	8	20
74	2	5	7	5	2	16	2	4	3	6	6	11
75	3	2	3	6	11	18	1	5	4	10	12	17
76	4	4	1	6	6	19	2	6	1	4	5	7
77	4	5	2	1	7	14	3	6	1	1	12	6
78	1	5	5	3	6	15	4	5	5	5	10	15
79	3	1	2	1	1	3	4	3	3	2	2	9
80	2	1	3	6	9	20	1	6	4	2	4	4
81	2	1	6	8	7	20	4	2	2	3	9	20
82	1	5	5	8	1	7	4	4	1	7	4	7
83	1	5	4	3	1	16	3	1	3	8	7	11
84	3	3	7	3	3	1	2	1	6	10	4	1
85	4	3	1	5	6	6	4	6	2	2	3	12
86	1	3	4	6	7	9	3	5	5	1	6	3
87	3	1	6	10	10	11	2	6	2	3	7	3
88	2	6	5	10	9	7	3	1	3	8	12	14
89	2	2	5	1	11	16	1	4	6	1	6	1

90	3	6	6	9	8	18	1	1	5	7	10	9
91	2	5	8	3	10	19	2	4	5	5	4	7
92	2	2	2	4	7	1	4	4	6	2	9	9
93	1	4	1	8	6	1	1	1	2	1	6	8
94	1	5	1	10	2	6	2	6	5	10	11	11
95	1	3	3	1	9	1	1	6	7	8	10	2
96	1	1	2	1	8	4	2	4	2	1	4	7
97	3	1	8	10	8	4	4	5	1	2	4	1
98	1	6	4	2	7	9	3	4	5	1	5	12
99	3	4	5	4	11	2	4	2	6	4	4	14
100	1	2	8	1	8	16	2	2	5	7	8	15

Note. $n = 1,200$. One hundred die rolls from six dice labeled by die side (4, 6, 8, 10, 12, 20) and from before the experimental manipulation of the imprints left on *The Record* (A) to after (B).