

PURE

VENETIAN
PLASTERING



**Maintenance
Manual**

PURE

VENETIAN PLASTERING



Microestil is a premium European microcement brand crafted for seamless architectural surfaces. With a commitment to material excellence and minimalist aesthetics. Engineered for efficiency and ease, Microestil delivers durable performance and exceptional value - all while supporting eco-conscious practices through low Volatile Organic Compounds (VOCs), minimal material waste and clean, demolition-free application.

FIRST PRECAUTIONS

In addition to rapid installation, one of the greatest advantages of our products is that the coated surface can be open for foot traffic 24 hours after the work has been completed.

However, in order to avoid any unnecessary damage, we recommend keeping to the following



24 hours: light foot traffic permitted.



7 days: avoid accumulation of water and in case of contact with water, dry it as soon as possible.



You can now cover your floor with a breathable material (we recommend MDF panels), removing it at night so the floor can keep curing.



5 days: you can now reposition your furniture or units with new, clean felt pads in order to prevent unnecessary damage.



21 days: the surface completely cures and obtain the final hardness of the product. Before this time be careful with bumps and scratches.

REGULAR CLEANING

- Microcement is a durable and long-lasting material, but still requires regular cleaning to keep it in good condition. Use a soft cloth or mop with warm water and mild detergent to clean the surface. Avoid abrasive cleaners as they can scratch the surface. Steam mops are not recommended.
- No heavy machinery is required for maintenance of our surfaces.
- Keep the floors free of any sand, grit or larger debris, as these can be abrasive to the surface.
- Clean up all spills and semi-solids as soon as possible. Some liquids e.g. nail polish, citrus, urine, oil, can stain the surface and should be removed as quickly as possible.
- Avoid dragging heavy furniture across the surface, and use protective pads under furniture legs to prevent scratches.







FOR BENCH USE

Do not place hot objects, prepare food or use knives directly on the surface. Use trivets for hot pans and wipe up spills immediately.





FOR SHOWER USE

- After each shower use, rinse down any soap, shampoo or conditioner residue.
- Clean showers with soft bristle brush and low abrasive detergents – avoid detergents with a solvent-based acetone or concentrate exceeding 50%.
- Using tanning products, coloured shampoo, hair dye or body oils is not recommended as they can penetrate the surface and stain. If used, be sure to wash or wipe down any residue immediately.

Recommended:

-  — Mr Muscle Neutral PH (cleaning solution)
-  — Self - Shine Wax (diluted with water)
-  — Pronto (furniture spray)
-  — Bleach
-  — Dishwasher detergent
-  — Alcohol

Do Not Use:

-  — Viakel (limescale remover)
-  — Most chemicals and solvents (Max. 10*)
-  — Hydrochloric acid based products
-  — Cilit bang (strong cleaner)

PURE

VENETIAN PLASTERING

CLEANING VENETIAN PLASTER FEATURE WALLS

Walls or vertical surfaces require much less maintenance;

- Microfibre dust cloth can be used to wipe over walls for everyday cleaning.
- Wrung out/ damp microfibre cloth can be used to wipe wall over.
- Clean off any spills and marks as soon as possible as it can stain the product.
- Wipe off any excess water as soon as possible as it can penetrate the sealer. If required, household detergents with no abrasives can be used.

GUARANTEE & INSURANCE PROGRAMME

We offer a 3 year Guarantee with the installation of any of our products providing care instructions have been followed. It covers for a period of three years, the repair of any defects emerging as a result of any faulty installation or any problem inherent in the product.

Installation T&Cs:

Microcement and Venetian is a hand trowelled product that creates natural colour variations and visible trowel marks which may not be apparent in colour sample provided. Natural light will highlight these characteristics and may highlight slight roller marks which is standard.

Our surfaces are variable by nature, trowel marks and natural grain will be apparent in the finished surface. Depending on the use of the surface, scratches and buff marks may appear which is considered natural wear and tear.

Please read our maintenance manual carefully, any repairs made due to incorrect care or cleaning will incur a fee. Faulty product is covered.