

Custom
Cedar

Shutters

and Screened Doors



VixenHill.com
800-423-2766



Real Shutters For Quality Homes

Enhance Your Home

VixenHill.com
800-423-2766



Panel & Louver Shutters and Natural Cedar Window Boxes

First impressions are important so include *original* Vixen Hill Cedar Shutters in your home design. The wood is the finest red cedar from British Columbia. Our own mill resaws cedar log cants for grain selection. Next we air-dry the planks for strength and beauty.

Add twenty-five years of joinery and mill expertise and you have the finest shutters available. Don't forget authentic hardware and painting to complete your order.




Most shutter manufacturers don't have their own mill and must rely on "lumber yard pick'ns". Vixen Hill begins by resawing logs for superior grain, air-drying for wood stability then precision milling.



Rough-sawed



Air-dried



Milled

Shutter Styles

VixenHill.com
800-423-2766



Board & Batten
Arch Top



Newark
Copper Capping



Cottage
Panel Cutouts



Roanoke
Faux Tilt Rods



Eyebrow Roanoke
Solid Arch Top

Standard Styles



Newark



Warwick



Cottage



Oriole



Devon



Georgian



Coventry



Federal



Colonial



Parliament



Garrison



Charleston



Hampton



Roanoke



Richmond



Sheffield



Orleans



Board & Batten

Louver Types



2 1/4"

1 3/4"

1 3/8"

Traditional louver widths and types allow historic restorations to be more accurate.

Blind Mortise Tenon: All structural joints are hidden to protect the shutter from deterioration caused by insects and water.



Raised panels are an inch thick and designed to "float" with their trim within the shutter frame.



Louvers are deep pocketed into the shutter's vertical stiles. Cross-rails are "teak pegged" into mortise slots.

Window Boxes



Window Boxes are perfect for window herb gardens or flowers. Natural and painted finishes are available. Included are mounting brackets and buttresses.

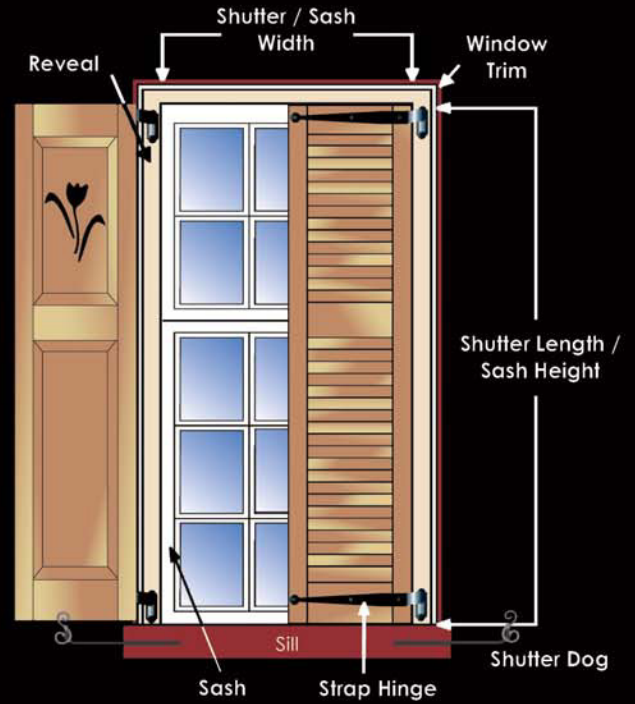


Arch-Top Shutters



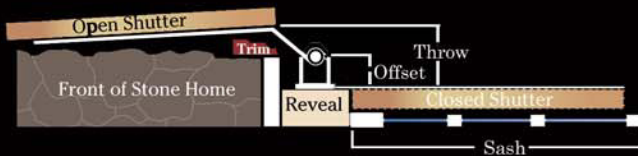
Arch-Top shutters generally require L-Type Hinges in the upper support locations.

Measuring for Custom Shutters



Shutter pair width = Window sash width
Shutter length = Height of sash opening

Hinge Offset End View



Offset- The hinge Offset is half the distance of the throw. Measuring from the reveal to the center of the pintle (hinge pivot point).

Throw- The Throw is measured from the reveal (where the pintle is mounted) to the furthest point which the shutter needs to clear. (trim)

Cut Out Options

Decorative Cut-Outs reflect the environment of where you live. Standard and custom designs are available (see price list).

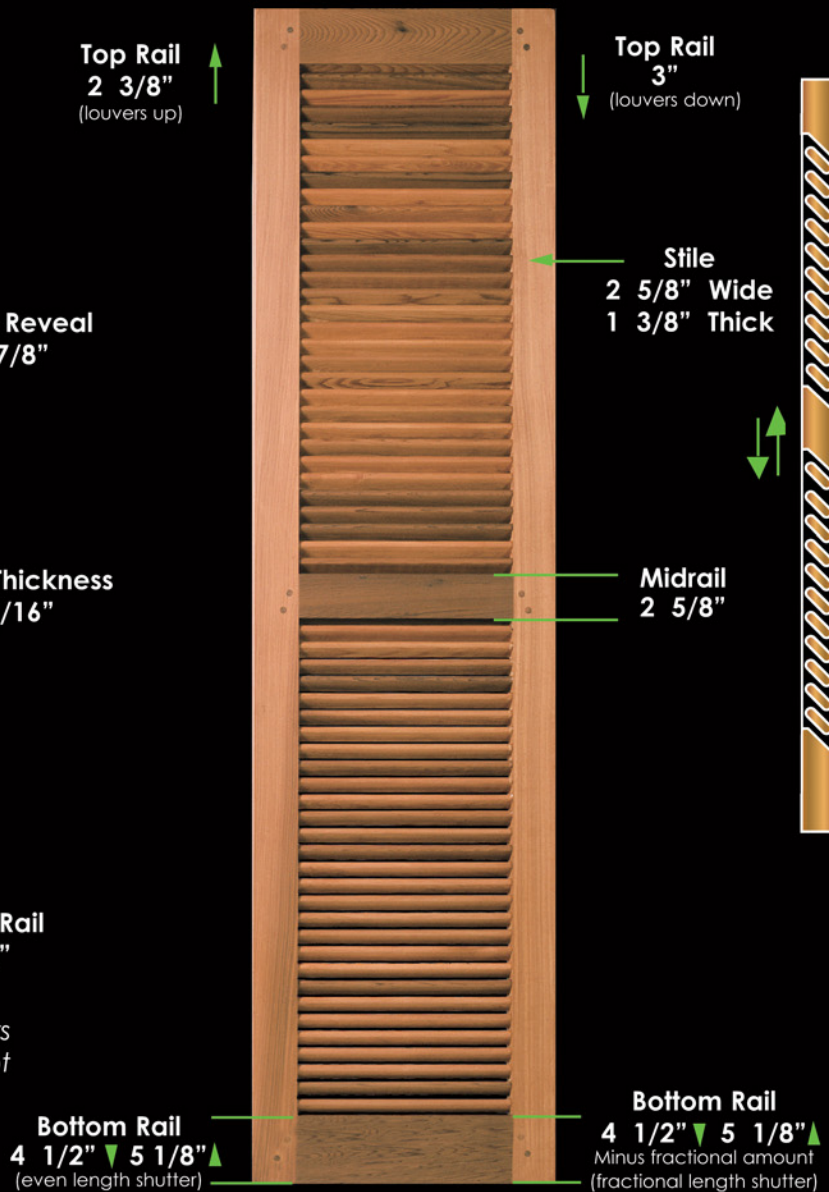


Paneled Shutters



Note on panel shutters: Hampton shutters (with no midrail) longer than 74" are not recommended. Part sizes may vary + or - 1/8".

Louvered Shutters



Note on louvered shutters: 3 panel shutters cannot be less than 48" in height. Minimum height of a 2 panel shutter is 24". Part sizes may vary + or - 1/8".

Specifications / Options

VixenHill.com
800-423-2766



Arch-Top Eyebrow
Solid Panel



Arch-Top Eyebrow
Solid Louver



Solid Tombstone



Arch-Top Full
Panel



Arch-Top Full
Louver



Flat Panel




Raised Simple




Raised Curve
with Trim




Flat Panel with
Quarter Round



Panel Cutouts



Fixed Louver



Louver with Trim



Louver Wide Blade




Faux Bars



Copper Caps



Board & Batten



Bahama



Plantation 2inch



Double Beaded
Edge



Rabbeted and
Beaded Edge



Inner Style
Beading



Natural: Untreated cedar shutters will age to a driftwood patina over a period of 5-10 years depending on exposure. The grain will rise from weathering but shutter life will not be diminished.

Stains: Pigmented stains can be used to help protect and maintain uniform appearance. Oil-stains work best but water-base stains can be used for dark colors. Stains repel water and their porosity allows moisture to escape.

Paints: Solid paints allow higher gloss not found in stains. Preferred application is thinned 1st coat & two finish coats. Again, avoid water based for light colors. Allow shutters to adjust to climate for 2 weeks before priming. You **MUST** allow sufficient drying time between coats. Score panel / trim interface before hanging.

VIXEN HILL offers standard colors with an oil-base coat. Allow shutters to stabilize for one week in a dry place with indirect sunlight. Touch-up paint is provided to cover shrink lines or minor blemishes.



Screen Doors

Wooden Screen Doors, shutters and window boxes vastly improve the curb appeal of your home. Vixen Hill now offers wooden screen doors that are designed to last. They have pegged mortise / tenon joints and are extra thick to endure decades of use. Many architectural styles are available. See price list for more options.



Hardware includes entry sets and strap hinges (below) as well as torsion closers, butt hinges and simple pull-handles.



Characteristics

A variety of hardware is available to satisfy nearly every architectural and budget requirement. Whether ornamental or functional, let Vixen Hill provide the correct hardware and protective coatings for your needs. Hardware offerings include:

- Simple Stamped
- Castings
- Forged
- Stainless
- Heavy Duty



Above: **Shutter Dog** on stone mount with **Ring Pull**.

ACME Hinge



Strap Hinges



Lag-Mount Rattail Shutter Dog



Use **Plate Mount Shutter Dogs** (below) for siding and stucco, **Lag Pintle** (left) for masonry and **Long Arm** (left) for window sill mounting.

Lag Pintle




Below: **Long Arm Shutter Dog**.



Slide Bolt



L-Type Hinge



Vixen Hill Cedar Products



69 E. Main Street, P.O.Box 389
Elverson, PA 19520
800-423-2766
www.vixenhill.com
e-mail: sales@vixenhill.com

Printed in U.S.A.
©2008 at Common Law, Vixen Hill Manufacturing Co. U.S.A.