

SETTING THE STANDARD

COURTTECH

THE ARLEN SPECTER

US SQUASH CENTER



THE ARLEN SPECTER

US SQUASH CENTER

The recently opened Arlen Specter US Squash Center in Philadelphia has set a new standard in squash court construction, and CourtTech played a principal role. The project turned Drexel University's historic Armory building into a state-of-the-art squash facility- the largest in the world.

Over the course of two years, the job became the type of project that defines a company. Our product, our team and their capabilities were all pushed to the limit. We worked hand-in-hand with Gilbane Building Company to overcome not only the standard construction obstacles, but also the unique challenges presented by the pandemic.

Through it all, CourtTech persevered where others had no answers or were simply not able to respond to the demands of the job and situation. We became trusted partners in the project and saw it through to its successful opening in the Summer of 2021. We are proud of our work on the facility and look forward to its role in helping grow the game in the United States.

SETTING THE STANDARD





GILBANE BUILDING COMPANY'S

T.J. HENDERSON

"We worked with multiple court manufacturers, but **it was a night and day situation when it came to CourtTech and the competition.** They stepped up on so many levels, and you might even say **they helped save the project.** CourtTech was a major partner in the project's success. Kudos and gratitude to vtheir U.S.-based team; we asked everything of them, and they delivered."

- T.J. Henderson

Project Manager

"Kudos and gratitude to their U.S.-based team; we asked everything of them, and they delivered."



COURTTECH USA INSTALLATION TEAM THE BEST IN AMERICA

Our Installation Team is U.S.-based and more experienced than any other in the country. It regularly handles jobs for schools, universities, clubs, community centers and private residences.

The team handles product and building logistics, planning, assembly and installation in conjunction with the general contractor. In 2021, the team travelled to over a half dozen states to complete multiple installations.

Should issues arise, the team is able to draw on its decades of construction experience to develop a plan to meet the end goals and deadlines.

In 2022 CourtTech completed projects in Maryland, Texas, New York, Massachusetts, Connecticut, Pennsylvania, Tennessee and Michigan.



GERMAN ENGINEERED, HAND-CRAFTED CUSTOM COURTS

Following a thorough consultation with a project's architect and/or general contractor, our team begins the production process. We submit the specs needed to our team in Germany to begin the build.

Our factory is located in Traunstein, a small town in the Southeastern corner of the country, and it's been in operation for over a decade producing squash courts for facilities across the globe. We work hand-in-hand with our German counterparts to ensure we deliver a court that's on time and precise to the millimeter.

The courts are then shipped to their destination in the United States where we begin the assembly and installation processes.

All our court elements are certified and approved by the World Squash Federation.

THE FIRST DECISION

COURT SELECTION

The CourtTech Sand-Filled System Court

This is CourtTech's premiere court option. It combines monolithic (single piece) walls with steel spines to deliver the ultimate in playability. Sand-filled walls and our proprietary steel support structure are the most durable in the industry. This court starts at \$80k.


The CourtTech Edge Grain Maple Hardwood Court

This option offers a distinct look and feel for a squash court and is often used for North American Doubles Courts. Sourced from Maple trees in Western New York and Pennsylvania, this wood is particularly dense and suited for painting. Edge Grain hardwood courts can be combined with panel courts and start at \$60k.

The CourtTech Fibersin Panel Court

The versatility and space-saving form-factor of our panel court often makes it not only the best value, but also the only option. Fibersin panels deliver reliable gameplay, good durability and are WSF Approved. Panels never require painting and are easy to clean and maintain. Panel courts start at \$50k.

SETTING THE STANDARD



THE RENOWNED COURTECH

SAND-FILLED SYSTEM COURT



SAND-FILLED SYSTEM COURT

WHAT MAKES IT BEST-IN-CLASS

OUR STEEL SPINE AND STEEL FRAMES ARE FAR STRONGER THAN ALUMINUM FRAMES, WHICH CAN BEND.

OUR WALLS ARE THE MOST RELIABLE IN THE INDUSTRY- THEY ARE NOT SUSCEPTIBLE TO CRACKS OR RUPTURE.

OUR PANELS ARE THE MOST DENSE IN THE INDUSTRY. THIS MEANS CONSISTENCY AND DURABILITY.

COURTECH
WE MAKE COURTS

THE DISTINGUISHED COURTECH

EDGE GRAIN MAPLE HARDWOOD COURT



EDGE GRAIN HARDWOOD COURT

WHY IT'S THE MOST DISTINCTIVE

EDGE GRAIN HARDWOOD OFFERS A DISTINCT LOOK AND FEEL TO ANY SQUASH COURT.

MAPLE WOOD IS EXTREMELY DENSE AND EXCELLENT FOR PAINTING UNIQUE COLORS.

MAPLE WOOD OFFERS THE ABILITY TO ADAPT TO HUMIDITY CHANGES WHILE RETAINING PLAYABILITY.

THE COURTECH

FIBRESIN PANEL COURT



FIBERESIN PANEL COURT

WHY IT'S A SMART CHOICE

FIBERESIN PANEL COURTS CAN BE TREATED TO WITHSTAND HIGH MOISTURE ENVIRONMENTS AND BE ECO-FRIENDLY.

PANEL COURTS ARE SOMETIMES THE ONLY OPTION WHEN A COURT HAS LIMITED ACCESSIBILITY.

PANEL COURTS ARE OUR MOST COST-EFFECTIVE CHOICE WHEN IT COMES TO COURT BUILDING.

COURT FEATURES

FLOORING, GLASS, TINS AND HARDWARE

All CourtTech courts feature parts and accessories that are equal durable, high performance and eye-catching.

Two Flooring Options

Junkers SylvaSquash floor system combines high shock absorbency and elasticity to produce a consistent bounce and an easy feel on your joints. The parquet wood comes in smoked oak, but can be stained any color.

Interflex Maple floor system features First Grade, MFMA stamped maple from Wisconsin.

Two Glass Panel Options

12" Glass Fin System that is 'open' at the top and is floor-loaded


Post/Framed System that has 2" by 3" vertical posts that have to be secured to a header.

Two Tin Options

An 18 gauge, powder coated, metal tin or a tin made of 21mm thick high density boards, coated 2 times and split in two panels. Each are height adjustable from 480 mm to 430 mm. On request the tin can be adjustable for other heights as well.

Door Locks and Hardware

Constructed from galvanized steel



COURT OPTIONS


MOVABLE WALL

If you're building multiple courts, and would like the ability to easily convert a standard singles court into an international softball doubles court, CourtTech can make that a reality.

Our Movable Wall system allows you to easily shift a wall, enlargening the court to softball doubles standards. A steel beam serves as a track and guides the wall transition over the tin and across the floor.

This system is in place at the Atlanta Community Squash facility. You can see it in action by clicking the link below.

***Movable walls can turn
a singles court into a
doubles court in a matter
of minutes.***



SAND-FILLED SYSTEM COURT EXAMPLES

PRIVATE RESIDENCE

COURTTECH
MAKE COURTS



GRAEME GABRIEL

MISSION HILLS, CALIFORNIA

SAND-FILLED SYSTEM COURT EXAMPLES

COMMUNITY CENTER



ACCESS YOUTH ACADEMY
SAN DIEGO, CALIFORNIA

OTHER COMMUNITY CENTERS:



SAND-FILLED SYSTEM COURT EXAMPLES

HIGH SCHOOL



MONTGOMERY BELL ACADEMY
NASHVILLE, TENNESSEE

ZIMMERMAN
FAMILY
SQUASH CENTER

OTHER SCHOOLS:



SAND-FILLED SYSTEM COURT EXAMPLES

PRIVATE CLUB

SCENIC CITY SQUASH CLUB

CHATTANOOGA, TENNESSEE



OTHER CLUBS:



SAND-FILLED SYSTEM COURT EXAMPLES

NORTH AMERICAN DOUBLES COURT

TRINITY COLLEGE COURT

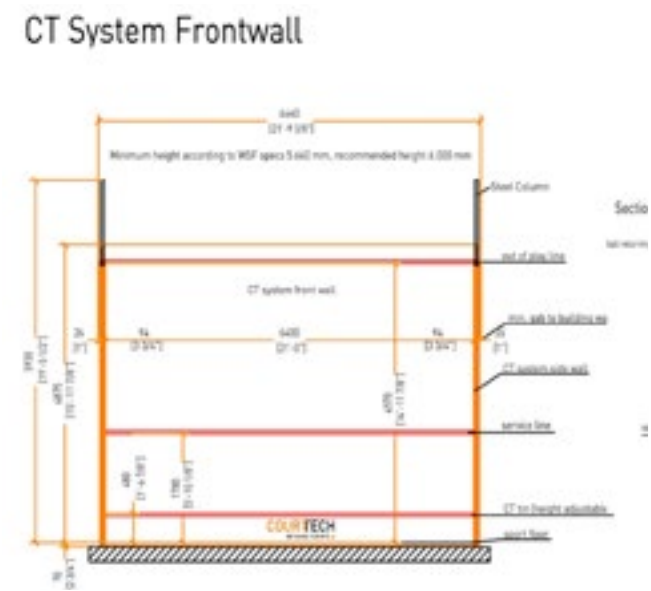
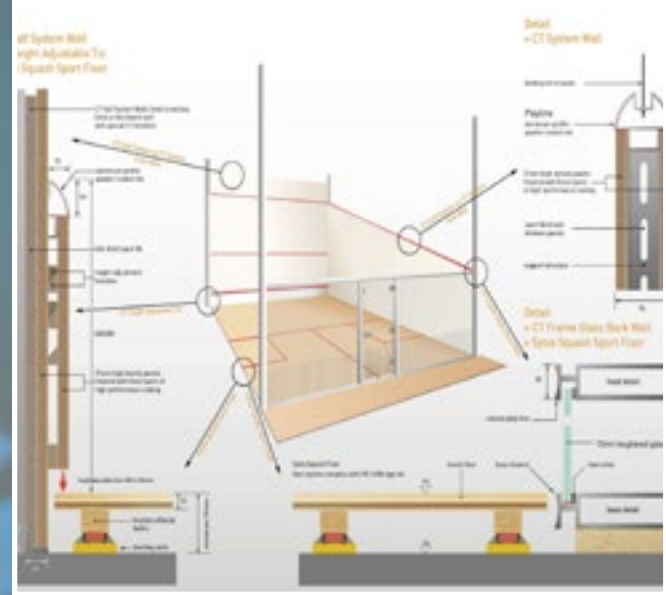
**ATLANTA COMMUNITY SQUASH
ATLANTA, GA**

EDGE GRAIN MAPLE FRONTWALL AND FIBERESIN PANEL SIDEWALLS

UNIQUE HOME COURT

**PRIVATE RESIDENCE
GREENWICH, CT**





COURT INSTALLATION

ARCHITECTURAL INFO

The CourtTech USA team has worked with architects and general contractors for decades on our installs, so we're well versed in supplying them with the information and requirements they need to make a project a success.

One particular factor that needs to be taken into consideration is delivery. Because CourtTech System Courts consist of monolithic (single piece) walls, extra attention needs to be taken to ensure our courts will have a smooth path to their final destination.

CourtTech has shipped courts to five continents and over 60 countries and counting.

SETTING THE STANDARD

COURTTECH