


April 2025

# BUILD LV

Subdivision + Land Development Monthly Report



## PLAN ACTIVITY BY COUNTY



## REGIONAL TOTALS\*

**6**  
Subdivision/Lot Line Adjustments

**29**  
Development

**12**  
Stormwater Management

**1**  
Municipal Ordinances, Maps and Plans

**239**  
Acres

\*Includes preliminary and final plans

RESIDENTIAL

NON-RESIDENTIAL

SUBDIVISIONS AND LOT LINE ADJUSTMENTS

STORMWATER MANAGEMENT

MUNICIPAL ORDINANCES, MAPS AND PLANS

## RESIDENTIAL DEVELOPMENT

249 Total Units



**10**  
SINGLE-FAMILY DETACHED



**61**  
TOWNHOUSES



**170**  
APARTMENTS



**8**  
TWINS



**0**  
ASSISTED-LIVING



**0**  
MANUFACTURED HOMES



**0**  
CONDOS

## NON-RESIDENTIAL DEVELOPMENT

536,627 Total Square Feet



**151,828**  
COMMERCIAL



**30,712**  
RETAIL



**183,226**  
PUBLIC/  
QUASI-PUBLIC



**93,661**  
INDUSTRIAL



**3,661**  
WAREHOUSE\*



**67,700**  
OFFICE



**4,500**  
TRANSPORTATION



**0**  
AGRICULTURE

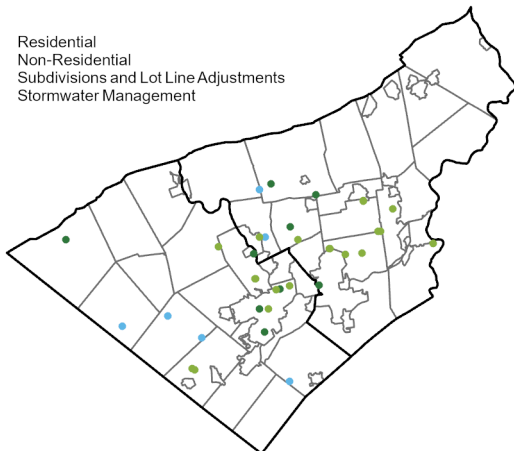


**5,000**  
RECREATIONAL

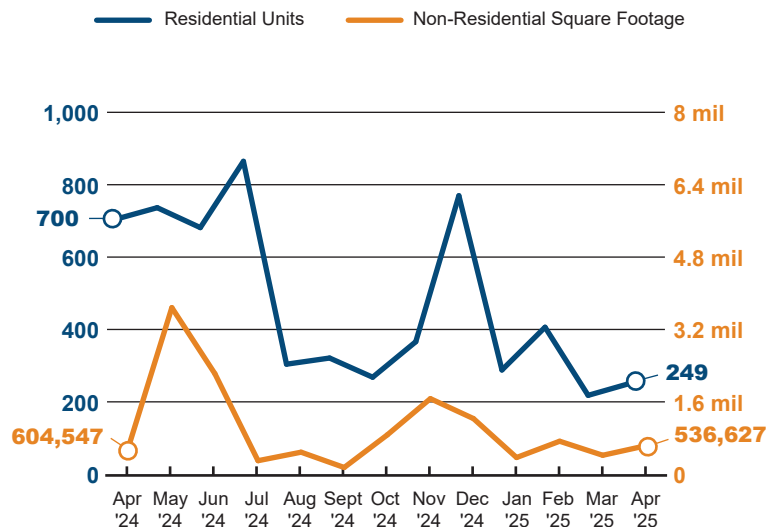
\*Warehouse is a subset of Industrial

## LOCATION OF DEVELOPMENT

- Residential
- Non-Residential
- Subdivisions and Lot Line Adjustments
- Stormwater Management



## YEAR TO DATE (YEAR TO YEAR)



Previous Reports at [lvpc.org/subdivision-data](http://lvpc.org/subdivision-data)