



# QTC Traffic

“AMATEUR RADIO ALLIANCE INC., PUERTO RICO”

**AMATEUR RADIO ALLIANCE INC.**  
 “CON DIOS TODO Y SIN EL NADA”

**ECHOLINK = KP4ARA - R**  
**ASL NODE = 45068**  
**TG DMR BRANDMEISTER = 3305**

**WHEN ALL ELSE FAILS**  
**AMATEUR RADIO**

**HTTPS://KP4ARA.ORG/**

## OUR MISION

### AMATEUR RADIO ALLIANCE

Our mission is to promote interest in communication and experimentation of amateur radio ...

[Read More](#)

**ITS NEVER TOO LATE**  
 By Carlos Almirón - LU7DSY  
[Read More](#)

**The Oldest Radio Amateur still in Activity**  
 By Carlos Almirón - LU7DSY  
[Read More](#)

**A LITTLE BIT ABOUT ELECTRONICS**  
 Por Emilio Ortiz Jr. - WP4KEY  
[Read More](#)

**HAMVENTION® 2020**  
 By Yolanda Cáceres- WP4QYE

[Read More](#)

**"American Lighthouse Weekend"**  
 By Carlos Almirón - LU7DSY

[Read More](#)

**Relic Hunters**  
 Por Sergio Navarro - LU4CBC

[Read More](#)



## ORLANDO HAMCATION® 2020

From Orlando, Florida we get the images of what is considered the second largest “Hamfest” in the USA and third in the world, which was held from February 7 to 9, 2020 at “Central Florida Fairgrounds and Expo Park”

[Read More](#)

## ORLANDO HAMCATION® 2020

From the past 7 to February 9, 2020, the second largest "hamfest" in the United States and third in the world, was held at the "Central Florida Fairgrounds and Expo Park" in its edition # 74.

This year's theme was "Volunteers make a difference!" There were many changes and improvements in HamCation® 2020. HamCation® visitors were able to navigate the convention with the free ARRL mobile event application, ARRL Events. ARRL has partnered with Orlando HamCation® and Dayton Hamvention to resubmit the application for these 2020 events. The three buildings have new A / C and the East and West corridors have new lighting. Due to the demand for forums, they added a fourth Clearspan Store that can accommodate 75 people and also has air conditioning. On the way to HamCation® or in the event you can tune to the "HamCation® Information Station" IN QUADRANT 610 AM. The station provides directions to HamCation®, traffic conditions in the HamCation® area, road closures, HamCation® hours and more. ALSO TRANSMIT IN FREQUENCY 146.76.



With prizes of more than \$ 25,000 this year the event and its organizers and sponsors always seek to exceed their expectations.

### History of HamCation®

The first recorded hamfest organized by the club was held at Rock Springs on August 15, 1946. Pete Rodriguez, W4KCK, headed the affair and served up Cuban style pork.

The 60's marked a new era in hamfesting in Orlando. On April 23, 1960, the club held its first hamfest in a hotel. The site was the old Cherry Plaza Hotel at Eola Park and was billed as "An old fashioned hamfest with new ideas". Our own Elmer the Great Huddleson, W4HFR, was among the fellas responsible for that successful first.

Hamfest were held each succeeding year at Cherry Plaza until 1968, when, under the direction of Jess Price, W4CLJ, the club moved the event to the Statler Hilton on West Colonial. In the years that followed, the hamfest moved first to the Howard Johnson's Plaza, then to Exposition Hall, and then to the new Sheraton Twin Towers in 1976. We stay there till 1981 then we moved the show for 1 year in 1982 to the Central Florida Fairgrounds.

Then in 1983 HamCation® was moved to the Expo Center where it called home till 1988. Then for the 1989 and 1990 shows we were at the Orange County Convention Center. Then in 1991 we moved the show back to the Central Florida Fairgrounds where it has been since. When we start the 2018 show we will have been at the Central Florida Fair Grounds for 28 Years. Each year has seen a bigger and better hamfest. From the first hamfest at Rock Springs in '46, the Orlando HamCation® has grown to an annual event attended by thousands from all over the World.





## OUR MISSION

Our Mission Is To Promote Interest In The Communication And Experimentation Of Radio Amateurs; The Establishment Of Radio-Additional Networks To Provide Electronic Communications In Case Of Disasters Or Other Emergencies; The Promotion Of Public Welfare; The Advance Of Radial Art; The Promotion And Promotion Of Non-Commercial Intercom By Electronic Media Worldwide; The Promotion Of Education In The Field Of Electronic Communication; The Promotion And Conduct Of Research And Development To Promote The Development Of Electronic Communication; The Dissemination Of Technical, Educational And Scientific Information Related To Electronic Communication; And The Printing And Publication Of Documents, Books, Magazines, Newspapers And Necessary Or Incidental Brochures For Any Of The Previous Purposes.

## ECHOLINK

We are connected by Echolink®. Search us as KP4ARA-R or node 45068

If you don't have Echolink® you can download it through the google play android store or apple store for your cell phone. You can go to their website at <http://www.echolink.org/>

What is Echolink® and what is it for?

Echolink® software allows licensed amateur radio stations to communicate with each other over the internet, using audio transmission technology. The program allows worldwide connections between stations, or from computer to station, greatly improving the communication capabilities of amateur radio. There are more than 200,000 validated users worldwide, in 151 of the 193 nations of the world, with around 6,000 online at any time.

Website: <https://kp4ara.org/>

Amateur Radio Alliance Inc.

KP4ARA

Tráfico de QTC

<https://kp4ara.org/>

"FIN DE SEMANA DE LOS FAROS AMERICANOS"  
del Viernes 14 al Domingo 16 de Febrero de 2020

CABO ROJO

El Faro de Los Morrillos





<https://kp4ara.org/>

The "Web Page" of the Amateur Radio Alliance with just days created already has the visit of colleagues from 47 countries and over 1480 visits. We are proud of the growth of our page. Serving the international amateur radio community and especially those of Puerto Rico.



## FACEBOOK PAGE

[HTTPS://WWW.FACEBOOK.COM/GROUPS/KP4ARA](https://www.facebook.com/groups/kp4ara)

We invite you to our Facebook page.

With 697 members, our Facebook page offers us the opportunity to share information of interest to the entire amateur radio community of Puerto Rico and the entire world.

WEBSITE: [HTTPS://KP4ARA.ORG/](https://kp4ara.org/)

*There is much to see and read on our "Web Page". Here you will find news, information on natural disasters, information on how to make antennas, manuals, software, books for radio amateurs among many others.*



## IT'S NEVER TOO LATE

**BUCK MINER K6RFE ARRIVED AT EXTRA CLASS AT 94 YEARS BLIND AT 27 FOR 64 YEARS THAT IS RADIATED**  
By Carlos Almirón - LU7DSY



George "Buck" Miner, K6RFE, of Sun City, Arizona, has been an active radio amateur since he obtained his first license in 1956. He has been promoted to general class 10 months later. However, only last January 26 got the Extra category, at the age of 94 years.

Miner began to lose his sight at an early age and became totally blind when he was 27 years old. During the following years, he repaired televisions and sold, and installed vhf equipment. He even managed an 80-hectare rural settlement on the northern coast of California.

Buck was also a local celebrity, producing and presenting a live radio show in Eureka, California, "Chuck Star and his Rambling Guitar," in which he told stories, sang and played the guitar.

To facilitate his life alone, he learned to cook for himself and produced several YouTube videos of "Buck's Miracle Kitchen" that humorously demonstrate how to cook without seeing.

Miner has written several books, including his autobiography, My Darkness under the Sun. He also composed hundreds of songs, including "CQ Boogie", and continues to play his guitar and sing for fun and benefit.

It is not the only story of a blind colleague in the world's amateur radio. In Argentina there is our friend Raulito Del Castillo LU2HEQ, lawyer, electronic technician, excellent radio amateur and excellent piano performer.



## WORLD'S OLDEST OPERATING HAM

**CHARLES C. KAYHART W4KKP 108 YEARS OLD**

**WWII VETERAN**

By Carlos Almirón - LU7DSY



**C**harles C. Kayhart, W4KKP, He was born on October 14, 1911. He is considered 108 years old, the oldest radio amateur in the world, who is active.

He entered the radio in 1937 with the callsign W2LFE. Years later it operated as W9GNQ, to finally receive W4KKP more than half a century ago.

He has been uninterrupted in amateur radio for 72 years.

At age 10 he built the first crystal receiver that aroused his passion for radio. He remembers he modified the coil to make it stronger and began listening to amateur radio broadcasts at frequencies below normal. That was the second thing to captured his interest in the world of electronics.

He finished high school in 1929 and worked as a messenger on Wall Street for a short time. Then he got a job with AT&T. He had to pass a test by connecting a bell to show that he had some ability. Later they told him that in order to progress he would need a university degree.

He studied aeronautical engineering at Tristate University in Indiana and graduated in 1934, but could not get a job at any aeronautical company, at the time in crisis.


That same year he joined RCA in the electronics part, staying 5 years. He returned to AT&T and then repaired radios for Philco. He also tested aircraft instruments for Bendix. Around this time the attack on Pearl Harbor occurred.

In 1943 he saw an article in QST that said Army Signal Corp was forming a new group, so he thought it would be very interesting to be able to join, a decision that led him to become a veteran of World War II. Due to his electronic knowledge, he was offered the rank of lieutenant. The Army sent him to MIT and Harvard for additional training while in Fort Monmouth in NJ.

He was transferred to Robbins Field to work on the radar and then to Seattle, Washington. He was subsequently assigned to Hawaii with the 3116th Signal Corp Service Battalion. The mission was to install rhombic antennas with radio equipment in tunnels, on the island of Oahu, where the attack on Pearl Harbor occurred.

After months he was transferred to Iwo Jima riding AM-type commercial transmitters so they could communicate with Washington, San Francisco and China from Hawaii. The Navy Seabees and its battalion raised the towers and he was responsible for connecting everything. He was in Iwo Jima for about 6 months. One day, he received a plane alert that was unusual. He saw a lonely B 29 approaching the airstrip.

That same morning I was returning to Hawaii through Guam. While he was in Guam he heard noisy celebrations that caught his attention. An atomic bomb had been dropped. That lonely plane of Iwo Jima was the Enola Gay, from where the attack occurred..



About the author:

Carlos Almirón - LU7DSY, is a Professional Radio and Television Journalist (Teledifusora Bahiense Canal 7), writer and Professor.

He is also a QTC Traffic Correspondent voluntarily for the amateur radio information service.






# ELECTRONICS

BY EMILIO ORTIZ JR. – WP4KEY

## THE TRANSISTOR


BJT

(bipolar junction transistor)



FET

(Field-Effect Transistors)



Let's talk about transistors and what they are for. Let's make an analogy with the best computer we know, the brain. It is estimated that the average human brain has about 86 billion neurons (or nerve cells). Neurons have the ability to communicate accurately, quickly and long distance with other cells, whether nervous, muscular or glandular. To communicate they use electrical signals called nerve impulses. They function as small switches that allow you to think and remember things to the human being. Computers contain approximately 400 trillion transistors. Then, about 400 billion transistors are in the hardware processing part. But like most computers, most of the transistor count is in the main memory, not in the processors. Most of the 1.3 petabytes of memory in Taihu Light is DRAM, and each bit of DRAM memory requires one transistor per bit. These transistors have two basic functions: switch or signal amplification. They are made of silicon (in English Silicon, but please do not confuse with Silicone). Silicon is a chemical element that is commonly found in sand. Transistors have revolutionized electronics since they were invented by John Bardeen, Walter Brattain and William Shockley more than half a century ago.

The processor industry has evolved so fast that it is getting closer and closer to the physical limits that these devices allow. At least, as we know them today. The 10 nanometer technology marks the immediate present of miniaturization and there are already processes to reach 7 nanometers, but a joint investigation of IBM, GlobalFoundries and Samsung has already managed to put 30,000 million transistors on a chip the size of a nail thanks to a new 5 nanometer technology, but this is subject for another article.

What is a transistor for?

A transistor is simple and complex if we go to the technical and science detail of how it works and is made. Let's talk about the simple part. A transistor is a semiconductor device used to amplify or change electronic signals and electrical energy. It is composed of semiconductor material, usually

with at least three terminals for connection to an external circuit. A transistor is a miniature electronic component that can do two different jobs. It can work as an amplifier or a switch:

When it functions as an amplifier, it takes a small electrical current at one end (an input current) and produces a much larger electrical current (an output current) at the other. In other words, it is a kind of current reinforcement. This is really useful in things like hearing aids, one of the first things that people used transistors for. A hearing aid has a small microphone that captures the sounds of the world around you and converts them into fluctuating electric currents. These are fed to a transistor that drives them and feeds a small speaker, so that you hear a much louder version of the sounds around you. William Shockley, one of the inventors of the transistor, once explained to a student the transistor amplifiers in a more humorous way: "If you take a bale of hay and tie it to the tail of a mule and then light a match and put the matches bales of hay on fire, and if you then compare the energy spent shortly thereafter by the mule with the energy spent by yourself when lighting the match, you will understand the concept of amplification. "

Transistors can also function as switches. A small electric current that flows through one part of a transistor can cause a much larger current to flow through another part. In other words, the small current is connected to the larger one. This is essentially how all computer chips work. For example, a memory chip contains hundreds of millions or even billions of transistors, each of which can be turned on or off individually. Since each transistor can be in two different states, it can store two different numbers, zero and one. With billions of transistors, a chip can store billions of zeros and ones, and almost as many ordinary numbers and letters (or characters, as we call them).

Transistors are made of silicon, a chemical element found in sand, which normally does not conduct electricity (it does not allow electrons to flow through it easily). Silicon is a semiconductor, which means that it is not really a conductor (something like a metal that allows the flow of electricity) or an insulator (something like the plastic that stops the flow of electricity). If we treat silicon with impurities (a process known as doping), we can make it behave in a different way. If we have silicon doped with the chemical elements of arsenic, phosphorus or antimony, silicon gains some electrons from the "free" extras that can carry an electric current, so electrons will flow out of that more naturally. Because electrons have a negative charge, silicon treated in this way is called type n (negative type). We can also dope the silicon with other impurities such as boron, gallium and aluminum. Silicon treated in this way has fewer "free" electrons, so electrons in nearby materials will tend to flow to it. We call this type of silicon type p (positive type).

Quickly, by the way, it is important to keep in mind that neither silicon type n or type p has a charge in itself: both are electrically neutral. It is true that n-type silicon has additional "free" electrons that increase its conductivity, while p-type silicon has fewer free electrons, which helps increase its conductivity in the opposite way. In each case, the additional conductivity comes from having added atoms of neutral impurities (no charge) to the silicon that was neutral to begin with, and we cannot create electrical charges from nothing! A more detailed explanation would need me to present an idea called band theory, which is a little beyond the scope of this article. All we need to remember is that "additional electrons" means additional free electrons, which can move freely and help carry an electric current.

### Silicon Sandwiches

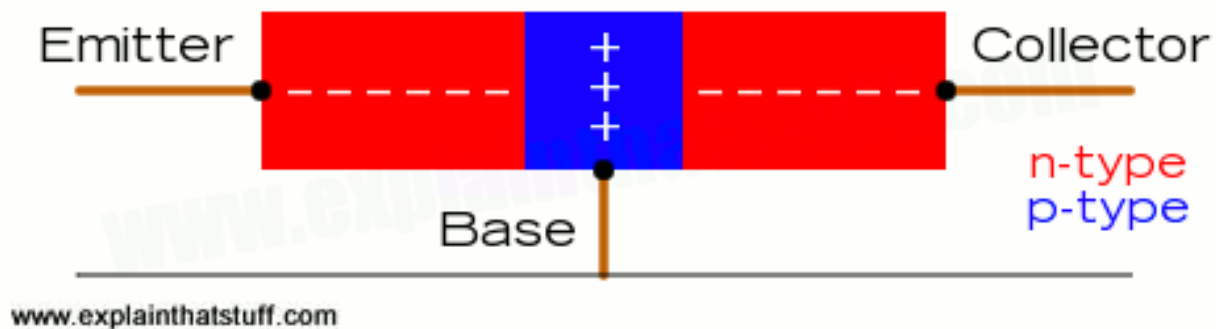
Now we have two different types of silicon. If we put them together in layers, making sandwiches of type p and type n material, we can make different types of electronic components that work in all kinds of shapes.



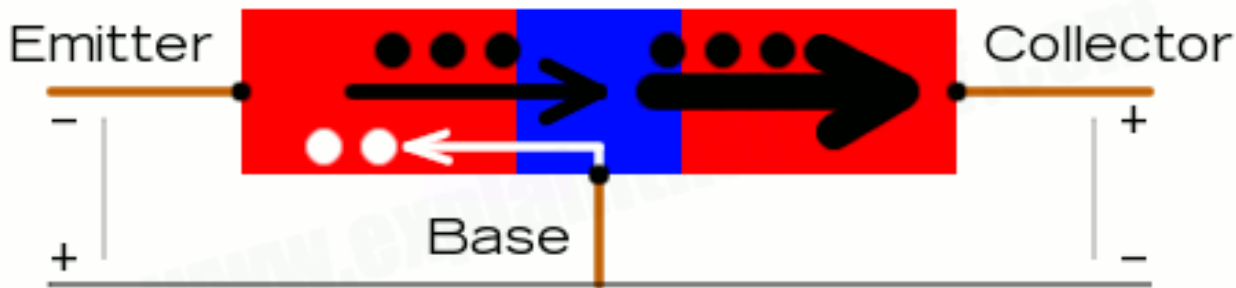
Suppose we join a piece of silicon type n with a piece of silicon type p and put electrical contacts on each side. Exciting and useful things begin to happen in the union between the two materials. If we activate the current, we can make the electrons flow through the junction from the n-type side to the p-type side and exit through the circuit. This happens because the lack of electrons on the p-type side of the junction attracts the electrons on the n-type side and vice versa. But if we reverse the current, the electrons will not flow at all. What we have done here is called a diode. (or rectifier). It is an electronic component that allows current to flow through it in only one direction. It is useful if you want to convert the alternating electric current (bidirectional) into direct current (unidirectional). Diodes can also be made to emit light when electricity flows through them. You may have seen these light emitting diodes (LEDs) on pocket calculators and electronic displays on high-fidelity stereo equipment.

## HOW A UNION TRANSISTOR WORKS

Now suppose we use three layers of silicon in our sandwich instead of two. We can make a pnp sandwich (with a slice of silicon type n as the filling between two slices of type p) or a sandwich npn (with type p between the two slabs of type n). If we connect electrical contacts to the three layers of the sandwich, we can make a component that amplifies a current or turns it on or off, in other words, a transistor. Let's see how it works in the case of a npn transistor. Then we know what we are talking about, let's give names to the three electrical contacts. We will call the two contacts attached to the two pieces of silicon type n the emitter and the collector, and the contact attached to the silicon type p will call the base. When there is no current flowing in the transistor, we know that p-type silicon lacks electrons (shown here with the small plus signs, which represent positive charges) and the two pieces of n-type silicon have additional electrons (shown with the small minus sign, which represent negative charges).



Another way to see this is to say that, while type n has an excess of electrons, type p has holes where electrons should be. Normally, the holes in the base act as a barrier, preventing any significant current flow from the emitter to the collector while the transistor is in its "off" state. A transistor works when electrons and holes begin to move through the two junctions between silicon type n and type p. Let's connect the transistor to some power. Suppose we connect a small positive voltage to the base, make the emitter charge negatively and the collector charge positively. The electrons are dragged from the emitter to the base, and then from the base to the collector. And the transistor changes to its "on" state:



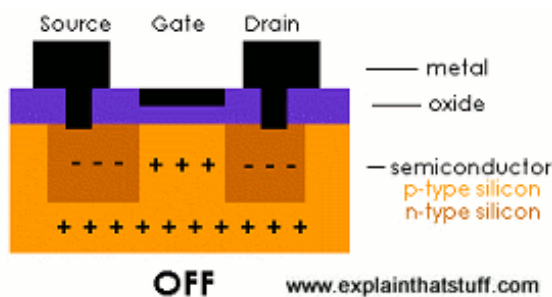
www.explainthatstuff.com

The small current that we activate at the base generates a large current flow between the emitter and the collector. By converting a small input current into a large output current, the transistor acts as an amplifier. But it also acts as a switch at the same time. When there is no current in the base, little or no current flows between the collector and the emitter. Turn on the base current and a large current flows. Then, the base current activates and deactivates the entire transistor. Technically, this type of transistor is called bipolar because two different types (or "polarities") of electric charge (negative electrons and positive holes) are involved in making current flow.

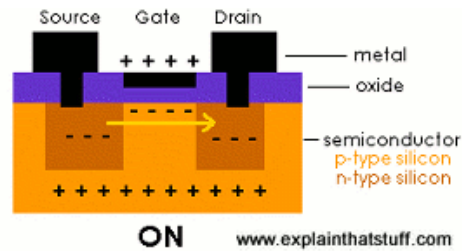
We can also understand a transistor by thinking of it as a pair of diodes. With the positive base and the negative emitter, the base-emitter junction is like a forward polarized diode, with electrons moving in one direction across the junction (from left to right in the diagram) and the holes go in the direction opposite (from right to left). The base collector junction is like a diode with reverse polarization. The positive collector voltage attracts most electrons through the outer circuit (although some electrons recombine with holes in the base).

### HOW A FIELD EFFECT TRANSISTOR WORKS (FET)

All transistors work by controlling the movement of electrons, but not all do so in the same way. Like a junction transistor, a FET (field effect transistor) has three different terminals, but they have the source (analogue to emitter), drain (analogue to collector) and gate (analogue to base) names. In a FET, the n-type and p-type silicon layers are arranged slightly differently and coated with metal and oxide layers. That gives us a device called MOSFET (Metal Oxide Semiconductor Field Effect Transistor).



Although there are additional electrons in the source and drain of type n, they cannot flow from one to another due to the holes in the p-type door between them. However, if we connect a positive voltage to the door, an electric field is created that allows electrons to flow in a thin channel from the source to the drain. This "field effect" allows a current to flow and turns on the transistor:



For the sake of completeness, we might notice that a MOSFET is a unipolar transistor because only one type ("polarity") of electric charge is involved in making it work.

## HOW DO TRANSISTORS WORK IN CALCULATORS AND COMPUTERS?

In practice, you don't need to know anything about this about electrons and holes unless you're going to design computer chips for a living! All you need to know is that a transistor works like an amplifier or a switch, using a small current to turn on a larger one. But there is another thing worth knowing: how does all this help computers store information and make decisions?

We can gather some transistor switches to do something called logic gate, which compares several input currents and results in a different output. Logical gates allow computers to make very simple decisions using a mathematical technique called Boolean algebra. Your brain makes decisions in the same way. For example, using "tickets" (things you know) about the weather and what you have in your hallway, you can make a decision like this: "If it's raining And I have an umbrella, I'll go to the stores." That is an example of Boolean algebra using what is called an "operator" AND (the word operator is just a bit of mathematical jargon to make things seem more complicated than they really are). You can make similar decisions with other operators. "If it is windy or snowing, I will wear a coat" is an example of the use of an OR operator. Or how about "if it's raining And I have an umbrella Or I have a coat, then it's okay to go out." Using AND, OR and other operators called NOR, XOR, NOT and NAND, Computers can add or compare binary numbers. That idea is the cornerstone of computer programs: the logical series of instructions that make computers do things.

Normally, a junction transistor is "off" when there is no base current and changes to "on" when the base current flows. That means that an electric current is needed to turn the transistor on or off. But transistors like this can be connected with logic gates so that their output connections feedback their inputs. The transistor remains on even when the base current is removed. Each time a new base current flow, the transistor "turns on" or turns off. It remains in one of those stable states (activated or deactivated) until another current appears and reverses it. This type of arrangement is known as flip-flop and converts a transistor into a simple memory device that stores a zero (when it is off) or one (when it is on). computer memory chips.





## HAMVENTION® 2020

The 2020 Dayton Hamvention® theme will be "Amateur Radio, the future"

By Yolanda - WP4QYE



The theme for 2020 Dayton Hamvention® will be "Amateur Radio, the future". The general president of Hamvention®, Jack Gerbs, WB8SCT, invited attendees to Hamvention® to celebrate the past, present and future of the amateur radio.

"As amateur radio operators, we enjoy many modes of operation," Gerbs said. "We also enjoy challenges such as satellite communications, lunar bounce, meteor scattering and more. What really excites me about our hobby is the diversity of these modes and the fact that, as we move towards the future, we still enjoy the technologies of the past. "

Gerbs noted that Hamvention® has long been a place to find vintage parts and equipment and to see the latest technology.

"The issue recognizes the role that amateur radio has always played and will continue to play in future communication developments," said Hamvention, acknowledging the contributions of the many fans who actively work on new ideas, equipment and software designs to improve electronic communication.

Hamvention 2020 will take place May 15-17 at the Greene County Fairgrounds and Exhibition Center in Xenia, Ohio.



Our great friend Michael Kalter, W8CI, gave an update on the new and exciting things you can expect to see at Hamvention@2020! For more information about Hamvention@2020, visit: <https://hamvention.org/> If you want to watch the video, click on the photo or visit <https://youtu.be/NtV9rOj1e70>

Since 1952, Hamvention® has been sponsored by the Dayton Radio Amateur Association (DARA). For many years it has been the largest amateur radio meeting in the world, attracting fans from all over the world. Around 1950, John Willig, W8ACE, had asked the Dayton Radio Amateur Association to sponsor an HAM Convention, but it was rejected. John wanted to have a quality adventure. Speakers and awards would be a point of attraction. John finally found a champion in Frank Schwab, W8YCP (W8OK), the newly elected club president. A meeting was held and the DARA Board allocated \$ 100 to begin. The first organizational meeting was held in January 1952. The Southwestern Ohio Hamvention was born. The first committee consisted of: John Willig, W8ACE, President General Al Dinsmore, W8AUN, Bob Siff Arrangements, W8QDI (K4AMG), Frank Schwab Awards and Exhibitions, W8YCP (W8OK), Advertising Bob Montgomery, W8CUJ, Finance Clem Wolford, W8ENH, Ellie Haburton Program, W8GJP (W4ZVW), Women's Committee. The following year, the name became "Dayton Hamvention®" and was registered as a registered trademark. April was determined to be the best time, but the Biltmore Hotel was booked in downtown Dayton. March 22 was the chosen date, which caused a short wait. How far did the \$ 100 go? Not far! A 12 " TV was raffled to help raise funds. The FCC agreed to give licensing exams and Phil Rand, W1BDM, pioneer in the elimination of TVI, was in the program.

The first prize, a Collins 75A2, was purchased locally. Waiting for 300 visitors, the committee was surprised that more than 600 appeared. There were 7 exhibitors and 6 forums. The women's program was successful with a lunch at the Biltmore and a trip to a local television station. In 1955, the Prize Program began with the "Amateur of the Year". The flea market has grown from 200 to more than 2000 spaces. In 1964, Hamvention® moved to Hara Arena. Shuttle buses and disabled parking were added

in 1969. In 1973 it became a 2-day event and Sundays were added in 1974. The program became a "Memories Program" and in 1976 the dimensions changed from 6 "x 9" at 8 today. -1/2 " x11 " . The growth of Dayton Hamvention® can be attributed to attentive and energetic people who enjoy being in a winning team.

Dayton Hamvention® is sponsored by the Dayton Radio Amateur Association (DARA)

The Dayton Radio Amateur Association is an amateur radio association, organized to promote interest in communications and Radio Amateur experimentation, for networking to provide communication in case of disasters or other emergencies, and for the advancement of the art of radio. and public welfare DARA is an incorporated association authorized under the laws of the state of Ohio, and is an exempt organization under Section 501 (c) (3) of the Internal Revenue Code of 1986. Its affairs are governed by a Board of Directors, whose voting members are elected each year by general membership.

DARA is the sponsor of Dayton Hamvention® and earns its operating income from this event. The funds are used for scholarships, education, disasters and public service events, the 10 monthly editions of the award-winning "RF Carrier" newsletter, the maintenance of the various repeaters and membership activities.

**S**ome of the mobile trailer features are:

FLEX 6500 Software Defined Radio, ICOM 7000 HF/2m/440 Radio, ICOM 2820 2m/440 Radio w/DSTAR, (3) ICOM 2720 2m/440 Radios, (2) Kenwood D710 2m/440 radios w/APRS connectivity, (4) Byonics All-In-One APRS Trackers, ICOM ID-1 1200MHZ Radio, Yaesu

736R – 2m/440 Radio, (4) Arlan Communications "RadioSport" Headsets, Wilbert 40 Foot Pneumatic Mast, Green Heron Rotor Controller, Ham IV Rotator, STEPPIR 3-element HF Beam, Butternut HF6V Vertical HF antenna, Tarheel Screwdriver Antenna, Cradlepoint Wireless Verizon Internet, Cellular Repeater, Suntronics 65" LCD Monitor, (2) Rack Mount PC's, Allen & Heath audio matrix mixer with 16 input channels, (2) Allen & Heath Rotary encoder control panels, Pioneer Blu-Ray/DVD Player, QSC Powered Loudspeakers & Subwoofer, Audio-Technica 4000 series Wireless Microphone system, Shure Wired Microphone, Garmin 3590LMT GPS, Microwave, 12V/120V Refrigerator and 12KW NexGen Generator w/Kubota Engine.



Mobile Home DARA





## "AMERICAN LIGHTHOUSE WEEKEND"

By Carlos Almirón LU7DSY

General Coordinator of the Faros Americanos 2020 Meeting

Radio Club Grupo DX Bahía Blanca - Argentina



The American Lighthouses Weekend was celebrated with great success this past February 14-16, 2020. "Weekend of the American Lighthouses", is organized by the Radio Club Grupo DX Bahía Blanca (Argentina) and it is a radio activation activity from the lighthouses, where amateur radio groups take their antennas and equipment to a nearby place or at the base of a lighthouse. From this location they make contacts with other amateur radio stations. The historical richness and magic of the lighthouses provide a unique and unforgettable activity.

In the photo (above) the certificate established by Grupo DX Bahía Blanca of Argentina.



LOS MORRILLOS LIGHTHOUSE ACTIVATION PUR-002



ARA IN ACTION... CQ CQ DX

On Friday, February 14, 2020, the 12th edition of the American Lighthouses began, with a record of 87 lighthouses from 12 countries of the continent. A total of 87 activations from 12 countries in the Americas, a new record of lighthouses and registered beacons, provided the annual meeting of the "American Lighthouses Weekend", sponsored by ARLHS, with the organization of the Radio Club Grupo DX Bahía Blanca of the Argentine Republic, with the support of the most important associations, radio clubs and amateur radio groups of the continent, which takes place for the twelfth consecutive year.

The legion of "hunters" of lighthouses concentrated their energies in the different bands from Friday 14 to Sunday 16 at night, trying to contact as many QSOs and lighthouses, to increase the chances of obtaining the international diplomas of the RC GDXBB .

On this occasion, Argentina had the largest number of lighthouses and beacons in the air, 28 in total, with two "new one", while Brazil participated with 23 lighthouses, also with two "new one". Chile had a very good presence once again with 12 lighthouses, with two particularities, the Punta Caldera Lighthouse was put on the air by the "Chilean YL Radioamateur Group", as happened last year, a maritime signal activated by amateur radio women and the presence again of the only "lightship" in the history of the Meeting: the beacon "Pontón Muñoz Gamero" of the port of Punta Arenas.

Peru contributed 4 lighthouses. Mexico also had 4 activations with three "new one". The Lighthouse Gran Puerto Cancun MEX-189 for the first time, being part of the program of celebrations for the fiftieth anniversary of the founding of that seaside resort. Cuba on the other hand had 4, Guatemala 3, as well as Puerto Rico and Venezuela. There was presence of Costa Rica, Panama and Uruguay.

The official list of participating lighthouses and beacons can be found at the link :<http://www.grupodxbb.com.ar/FAROS2018/faros2020.html>

See you on 2021!




LOS MORRILLOS LIGHTHOUSE ACTIVATION 2020, PUR-002, CABO ROJO, PUERTO RICO





## RELIC HUNTERS PLAN TO RETRIEVE TITANIC RADIO THAT RELAYED THE SHIP'S FINAL PLEAS FOR HELP

Original Excerpt from Brittany Shammass



TRANS MARCONI TITANIC 1912 (SIMULATION)

The messages burst from the RMS Titanic to other ships navigating the icy waters of the Atlantic in the early morning hours of April 15, 1912.

“Come at once. We have struck a berg. It’s a CQD, old man,” the famed ocean liner’s wireless operator, Jack Phillips, tapped in one of the first calls for help moments after the collision.

Soon, he added calls of SOS, a newly adopted distress signal that would ultimately come to replace CQD. Junior wireless operator Harold Bride had suggested using the new code, later telling the New York Times that he joked to Phillips that it “may be your last chance to send it.”

The state-of-the-art wireless telegraph transmitter, installed by a leading technology company called Marconi, was the Titanic’s sole connection to the rest of the world. And in the hours after the ship hit the iceberg, as frigid water flooded the lower decks and panicked

passengers scrambled to the scarce lifeboats on board, the messages grew more frantic.

“We are putting passengers off in small boats,” said one, according to a BBC account of the calls. “Women and children in boats. Cannot last much longer. Losing power.” Then came the last words, just minutes before the “unsinkable” ship foundered: “Come quick. Engine room nearly full.”

After resting at the bottom of the ocean for more than a century, the rust-covered device that relayed those messages – which summoned the liner RMS Carpathia to rescue survivors – could be recovered. RMS Titanic Inc., the Atlanta-based company with the sole rights to salvage artifacts from the shipwreck, is seeking a court’s permission for the “surgical removal and retrieval” of the Marconi set.


The request, laid out in documents filed this week in U.S. District Court in Eastern Virginia, represents the first-time salvagers would collect something from inside the doomed ship, noted the Telegraph, which was first to report on the planned expedition. Sure, to be controversial, the request came as British officials announced a “historic treaty” with the United States to better protect what remains of the Titanic. The countries will now have the authority to approve or deny licenses allowing people to enter the wreck and remove items found outside it.

“Lying two and a half miles below the ocean surface, the RMS Titanic is the subject of the most documented maritime tragedy in history,” British Transport and Maritime Minister Nusrat Ghani said in



a statement. “This momentous agreement with the United States to preserve the wreck means it will be treated with the sensitivity and respect owed to the final resting place of more than 1,500 lives.”

### A century later and the Titanic still fascinates



TRANS MARCONI TITANIC 1912 (AS IT APPEARS IN THE WRECK.)

RMS Titanic Inc. argues that the wireless transmitter must be recovered soon, and ideally within the year, as expeditions to the site more than two miles below the ocean’s surface have noted deterioration over the years. The “Silent Cabin,” the soundproof room where it is housed, withstood years of damage and protected the transmitting switchboards and regulators, the company wrote in court documents.

But the deckhouse above the Marconi transmitter has been falling apart since 2005, and holes have been forming over the Silent Cabin. The overhead will probably collapse within the next few years, Titanic expert Parks Stephenson wrote in court documents, “potentially burying forever the remains of the world’s most famous radio.”

“The idea of removing items from inside the vessel has come under fire in the past, according to the Telegraph, with the disaster’s last survivor among the critics. Previous expeditions have collected artifacts only from the debris scattered alongside it.”

If you want to read the complete article please visit:

[https://www.washingtonpost.com/history/2020/01/21/titanic-treaty-salvage-expedition/?fbclid=IwAR3pmyG5sR3UR4Oq7Z2Zv1Cyt20VolkJITE3a3BrrUHR5ejtV\\_LJK63IDUA](https://www.washingtonpost.com/history/2020/01/21/titanic-treaty-salvage-expedition/?fbclid=IwAR3pmyG5sR3UR4Oq7Z2Zv1Cyt20VolkJITE3a3BrrUHR5ejtV_LJK63IDUA)



RMS TITANIC 1912



### Summary of works of the Amateur Radio Alliance:

What has been done, what is being done and what will be done if God allows it?

1. We participate successfully in the North Hamfest sponsored by The Caribbean Radio Group.
2. We are giving the course for the "Technician" license at the Adventist University of Mayagüez.
3. We activated in the "Weekend of the American Lighthouses", the lighthouse Los Morrillos of Cabo Rojo achieving a successful participation and generating more than 100 contacts in just a few hours from Saturday 15 and Sunday 16 February.
4. We offered the POTA workshop to the Emergency Radiocommunications Network in Arecibo.
5. The Technician class for the San Germán Lions Club is on the agenda.
6. Also on the agenda is another class of "Technician" that is being organized.
7. We will be on March 15 at the FRA Hamfest with an information table of the club and offering a POTA workshop.
8. We were cooperating with the FRA in the receipt, handling and delivery of basic necessities to those affected by earthquakes in the most affected areas in the south of the island.

There are much more on the agenda and events that remain for me but this gives us an idea of how we are carrying out the Club's philosophy of seeking alliances between clubs and helping in the best way we can to carry out our work as a non-profit group and social help.

We want to congratulate the "Life Members": Yolanda - WP4QYE for obtaining their Extra Amateur license in the past HamCation® @ 2020 in Orlando, Florida. Also José - WP4RKP and Deliris - WP4RKO, who, in the Hamfest of the North in Hatillo, obtained their "Technician" license becoming amateur radio. Congratulations!!!

