

LEACH®



Leach Millennium Parts Manual



This Book is Printed
on Recycled Paper

Part No. 105295

TO ORDER PARTS

Contact your local Leach Signature Original Factory parts distributor


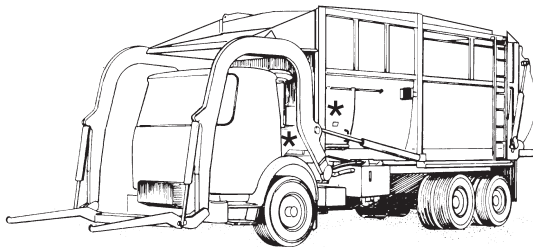
_____ Your Authorized Leach Distributor _____

provide the following information:

- A. Company name
- B. Date
- C. Your order number
- D. Routing instructions
- E. Quantity, part number and description
- *F. Model and serial number of unit

Accept only Leach Signature Original Factory Parts

LEACH MILLENNIUM



***SERIAL NUMBER LOCATION**



Refuse bodies manufactured by Leach Company, ("Company") are supplied and sold under a Limited Warranty that they are and will remain free of defects in workmanship or material for a period of six (6) months from date of original sale under reasonable conditions of use and operation, providing required preventive maintenance services are performed. Additional optional warranties are available for purchase. If a failure occurs during said period because of such defect in the opinion of the Company, the component or part shall be repaired or replaced by an authorized Leach Distributor at no cost to the customer provided the unit is brought to the distributor's service facility. After three (3) months, performance of adjustments or the replacement of wear/expendable components is not covered under warranty. This limited warranty is the sole and exclusive warranty of the Leach Company.

THE COMPANY MAKES NO WARRANTY AS TO MERCHANTABILITY, FITNESS FOR USE, LEGALITY OF OPERATION IN ANY JURISDICTION OR ANY IMPLIED WARRANTY OF ANY KIND OR NATURE. THE COMPANY SHALL NOT BE LIABLE FOR ANY SPECIAL OR CONSEQUENTIAL DAMAGES OF ANY KIND OR NATURE, OTHER THAN ITS LIMITED WARRANTY OF REPLACEMENT HEREIN. NO OTHER PERSON, FIRM OR CORPORATION CAN BIND THE COMPANY TO ANY WARRANTY OTHER THAN HEREIN ABOVE STATED.

To validate the new unit warranty, an authorized Leach distributor must have completed a pre-delivery inspection before the unit is placed into service, and the delivery report form signed by both the customer and distributor must be submitted to the Leach Customer Support Service Department.

Because Company products are engineered to work only with genuine Company parts, this limited warranty will be void and no effect if: (a) Company products are modified other than as done at its factory or as authorized to be done by the factory in writing; or (b) Parts or assemblies of any other manufacturer are used as substitutes for genuine Company parts.

Genuine Leach replacement parts, components and assemblies are also sold under a Limited Warranty to be free from defects in workmanship or material for a period of six (6) months. This is a replacement only warranty and the item must be returned to the Leach distributor for exchange. The labor to replace or repair the part shall be the responsibility of the customer. There is no warranty on expendable items, wear components or used parts.

Leach Company reserves the right to redesign and/or discontinue the manufacture of parts, components and assemblies at any time.

FOREWORD

Leach service parts, like our refuse bodies, are quality built of the most current design. We at Leach are proud of the quality materials, engineering, and workmanship that go into each part, backed up by the best service and distributor support in the industry.

The Leach Company has an aggressive parts manual update program. This manual was produced with the latest information available at the time of publication; we, however, reserve the right to redesign and/or discontinue the manufacture of parts, components and assemblies at any time.

Leach parts are readily available through authorized Leach distributors. The use of counterfeit, will-fit, or substitute parts may affect the operation or performance of your unit and void the warranty. To ensure maximum reliability and to protect your investment — insist on Leach Signature original factory parts.

LEACH
*Signature*TM
Original Factory Parts

LEACH[®]

TABLE OF CONTENTS

WARRANTY	I
FOREWORD	II
TABLE OF CONTENTS	III
TORQUE VALUES	V
CYLINDER NOTE	VI

SECTION 1

Fork Assembly	1-1
Lift Arm Assembly	1-2
Adjustable Fork Assembly – 96" & 100"	1-3
Triangle Attachment	1-4

SECTION 2

Cab Guard	2-1
Cab Guard Tilt Hydraulics	2-2
Windshield Guards	2-4

SECTION 3

Body Mounting Hardware	3-1
Body, Miscellaneous	3-2
Body Tilt	3-4
Packing/Ejection Panel	3-6
Sliding Top Door	3-8
Hinged Top Door	3-9
Hinged Top Door Pneumatics	3-10
Hinged Top Door Hydraulics	3-11
Mud Flap	3-12
Tailgate Clamp (optional)	3-13
Tailgate	3-14
Trough Cleanout Chute	3-16

SECTION 4

Tubing, Forks	4-1
Tubing, Front	4-2
Tubing, Pack and Dump Valve	4-3
Tubing, Lift Arm	4-4
Tubing, Under Body	4-5
Tank Assembly	4-6
Spin-On Filter	4-8

SECTION 5

Power On Demand Valve	5-1
Directional Control Valve	5-2
Adjustable Fork Control	5-3
Control Valve, Air, Sliding Top Door, 305150	5-4
Control Valve, Air, Hinged Top Door, 305192	5-6
4 Lever Cable Control, Sliding Top Door, Auto Pack, 306106	5-8
3 Lever Cable Control, Hinged Top Door, Auto Pack, 306041	5-10
4 Lever Cable Control With Auto Pack	5-12
Sequence Valve, 206141	5-14

SECTION 6

Front Pump (Muncie)	6-1
Pump, Dry Valve, Typical	6-2

SECTION 7

Cylinder, Cab Guard, 302514	7-1
Cylinder, Packing/Ejection	7-2
Cylinder, Fork, Commercial, 307534	7-4
Cylinder, Fork, Residential, 601131	7-5
Cylinder, Body Tilt, 302385	7-6
Cylinder, Top Door Hinged, 306466	7-7
Cylinder, Top Door Sliding, SWB, 306811	7-8
Cylinder, Top Door Sliding, LWB, 306462	7-9
Cylinder, Lift Arm, 100" Res., 306636	7-10
Cylinder, Lift Arm, 96" Res., 306634	7-11
Cylinder, Lift Arm, 100" Comm., 306635	7-12
Cylinder, Lift Arm, 96" Comm., 306633	7-13
Cylinder, Tailgate, 306460	7-14

SECTION 8

Air Controls (Single)	8-1
Air Controls (Dual)	8-2
Joystick Assembly	8-3
Service Panel	8-4
Air Logic Control Module	8-6
Air Parts	8-7
Indicator Light Panel Box	8-8
Electrical Components	8-10
Arm Rest, Volvo	8-11
Arm Rest, Mack	8-12
Arm Rest, Peterbilt	8-13

SECTION 9

Decals	9-1
Conspicuity Tape	9-5





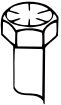
Manual Order Form

Reward



TABLE OF CONTENTS

CAPSCREW MARKING AND TORQUE VALUES

Usage	Much Used	Used at Times	Used at Times
Capscrew Diameter & Minimum Tensile Strength PSI	To $\frac{3}{4}$ - 120,000 To 1 - 115,000	To $\frac{5}{8}$ -140,000 To $\frac{3}{4}$ -133,000	150,000
Quality of Material	Min. Commercial	Med. Commercial	Best Commercial
SAE Grade Number	5	6 or 7	8
CAPSCREW HEAD MARKINGS Manufacturer's marks may vary. These are all SAE Grade 5 (3-line). 		 	
Capscrew Body Size (Inches) - (Thread)	Torque Ft-Lb (kg m)	Torque Ft-Lb (kg m)	Torque Ft-Lb (kg m)
$\frac{1}{4}$ - 20	8 (1.11)	10 (1.38)	12 (1.66)
- 28	10 (1.38)		14 (1.94)
$\frac{5}{16}$ - 18	17 (2.35)	19 (2.63)	24 (3.32)
- 24	19 (2.63)		27 (3.73)
$\frac{3}{8}$ - 16	31 (4.29)	34 (4.70)	44 (6.09)
- 24	35 (4.84)		49 (6.78)
$\frac{7}{16}$ - 14	49 (6.78)	55 (7.61)	70 (9.68)
- 20	55 (7.61)		78 (10.79)
$\frac{1}{2}$ - 13	75 (10.37)	85 (11.76)	105 (14.52)
- 20	85 (11.76)		120 (16.60)
$\frac{9}{16}$ - 12	110 (15.21)	120 (16.60)	155 (21.44)
- 18	120 (16.60)		170 (23.51)
$\frac{5}{8}$ - 11	150 (20.75)	167 (23.10)	210 (29.04)
- 18	170 (23.51)		240 (33.19)
$\frac{3}{4}$ - 10	270 (37.34)	280 (38.72)	375 (51.86)
- 16	295 (40.80)		420 (58.09)
$\frac{7}{8}$ - 9	395 (54.63)	440 (60.85)	605 (83.67)
- 14	435 (60.16)		675 (93.35)
1 - 8	590 (81.60)	660 (91.28)	910 (125.85)
- 14	660 (91.28)		990 (136.92)

NOTES:

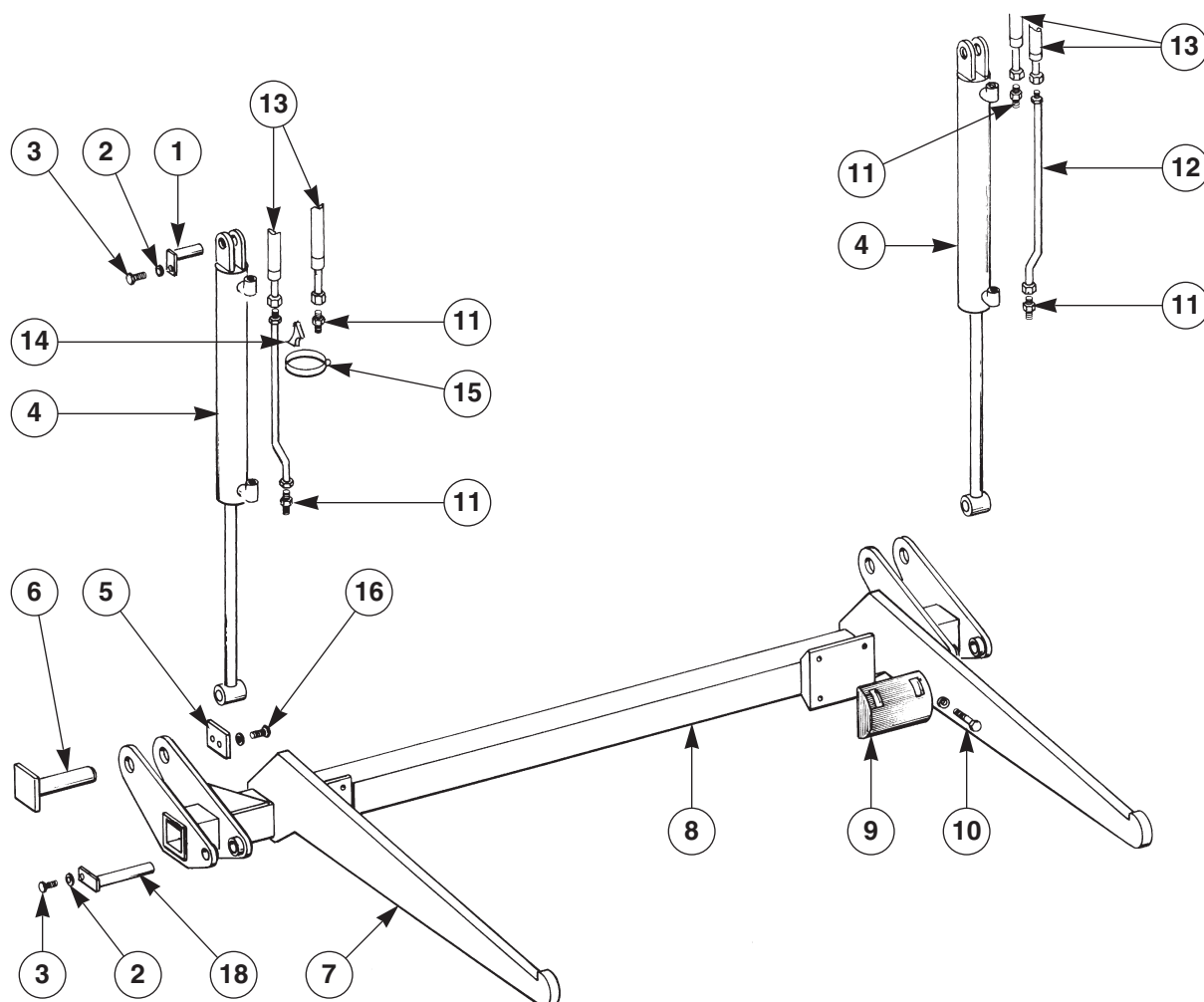
1. Always use the torque values listed above when specific torque values are not available.
2. The above is based on use of clean, dry threads.
3. Reduce torque by 10% when engine oil is used as a lubricant.
4. Reduce torque by 20% if new plated capscrews are used.
5. General Formula for calculating Torques is as follows: Torque in Inch Lbs. = .2 x Nominal Diameter of Screw x Loads in Lbs., where Load = 80% of Yield Strength, expressed in Lbs., not pounds per square inch.

NOTES

CYLINDER NOTE

Assemblies that contain cylinders may have more than one cylinder part number listed. Each cylinder has a part number either stamped into the case or placed on a plate attached to the case. This part number must be checked before ordering replacements or repair parts.

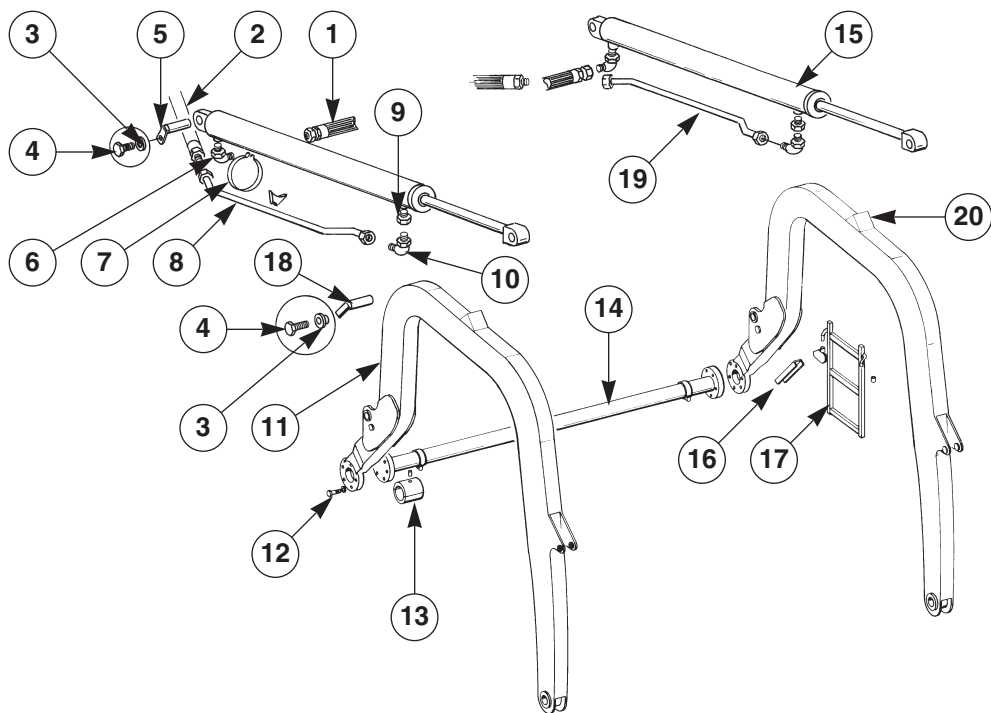
FORK ASSEMBLY



REF. NO	PART NO.	DESCRIPTION	QTY.
1	208816	PIN, cylinder case end	2
2	204469	SPACER	4
3	F0981	SCREW, cap, 1/2" x 1 1/2" UNC	4
4	601131	CYLINDER, fork, commercial	2
	307534	CYLINDER, fork, residential	2
5	203789	PIN, retainer	2
6	206592	PIN, pivot	2
7	405390-01	WELDMENT, fork, 100" wide	2
	405390-02	WELDMENT, fork, 96" wide	2
	405390-03	WELDMENT, fork, extd. 100" wide	2
	405390-04	WELDMENT, fork, extd. 96" wide	2
8	209200	TUBE, fork connector 100" wide	1
	209201	TUBE, fork connector 96" wide	1
9	31478	BUMPER, arm rest	4
10	F1060	SCREW, cap 1/2" x 2 1/2" UNC	8
	F7375	WASHER, 1/2"	8
	F3325	NUT, nylock, 1/2" UNC	8
11	103207	CONNECTOR	4
12	208803	ASSEMBLY, tube	2
13	108314	ASSEMBLY, hose	4
14	204069	REST, tube, hydraulic	2
15	2127-0002A	CLAMP	2
16	F0960	SCREW, cap, 1/2" x 1 1/4" UNC	2
	F7975	WASHER, lock 1/2"	2

NOTE: See page VI for important cylinder identification information.

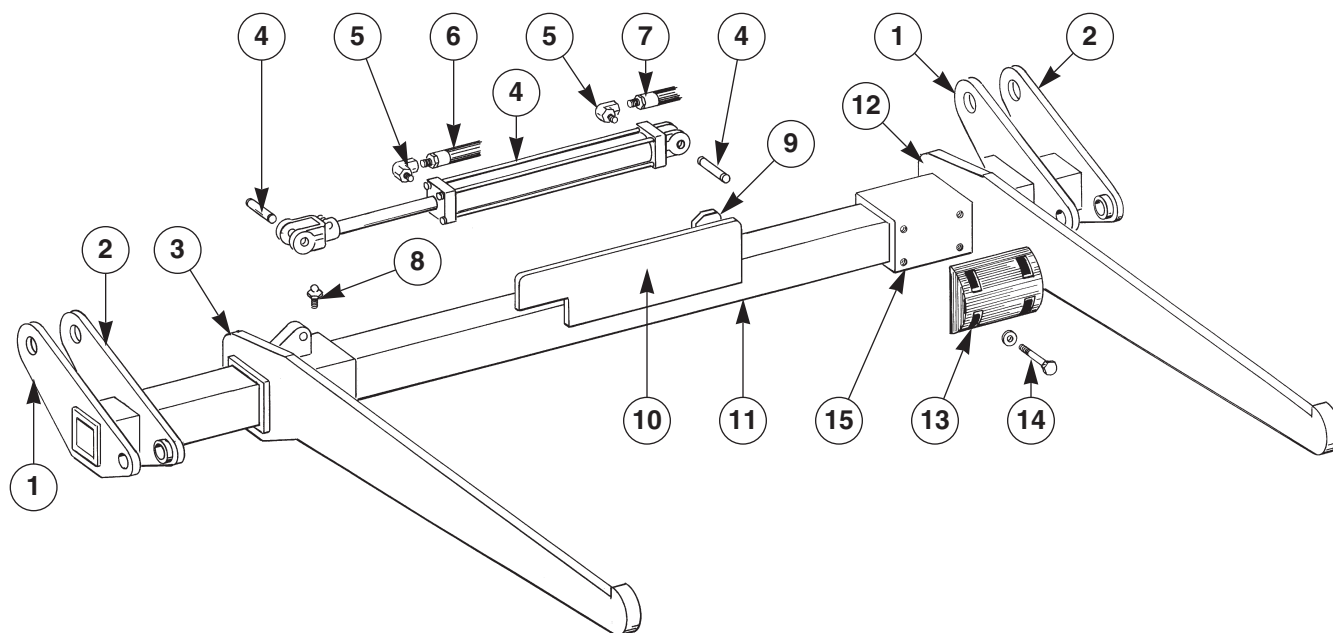
LIFT ARM ASSEMBLY



REF. NO	PART NO.	DESCRIPTION	QTY.
1	108309	ASSEMBLY, hose, hydraulic	2
2	108317	ASSEMBLY, hose, hydraulic	2
3	204469	SPACER	4
4	F0981	SCREW, cap, 1/2" x 1 1/2" UNC	4
5	208819	PIN, cylinder case end, 100" wide	2
	208809	PIN, cylinder case end, 96" wide	2
6	104720	ELBOW	2
7	2127-0009A	CLAMP	2
8	402886	TUBE, hydraulic, right side	1
9	103135	CONNECTOR	2
10	103131	ELBOW	2
11	500500	WELDMENT, lift arm	2
12	F2170	SCREW, cap, 7/8" x 2 1/2" UNC GR. 8	12
	F7560	WASHER, 7/8"	12
13	973001	BEARING, kit, lift arm	2
14	305525-01	WELDMENT, pivot tube, 100" wide	1
	305525-02	WELDMENT, pivot tube, 96" wide	1
15	306636	CYLINDER, 100" wide, 2 1/2" rod, residential	2
	306635	CYLINDER, 100" wide, 2 1/2" rod, commercial	2
	306634	CYLINDER, 96" wide, 2 1/2" rod, residential	2
	306633	CYLINDER, 96" wide, 2 1/2" rod, commercial	2
16	305780	GUARD, tube	1
17	305014	WELDMENT, ladder	1
18	208831	PIN, cylinder, rod end	2
19	402879	TUBE, left side	1
20	108393	WELDMENT, rest	2

LEACH®

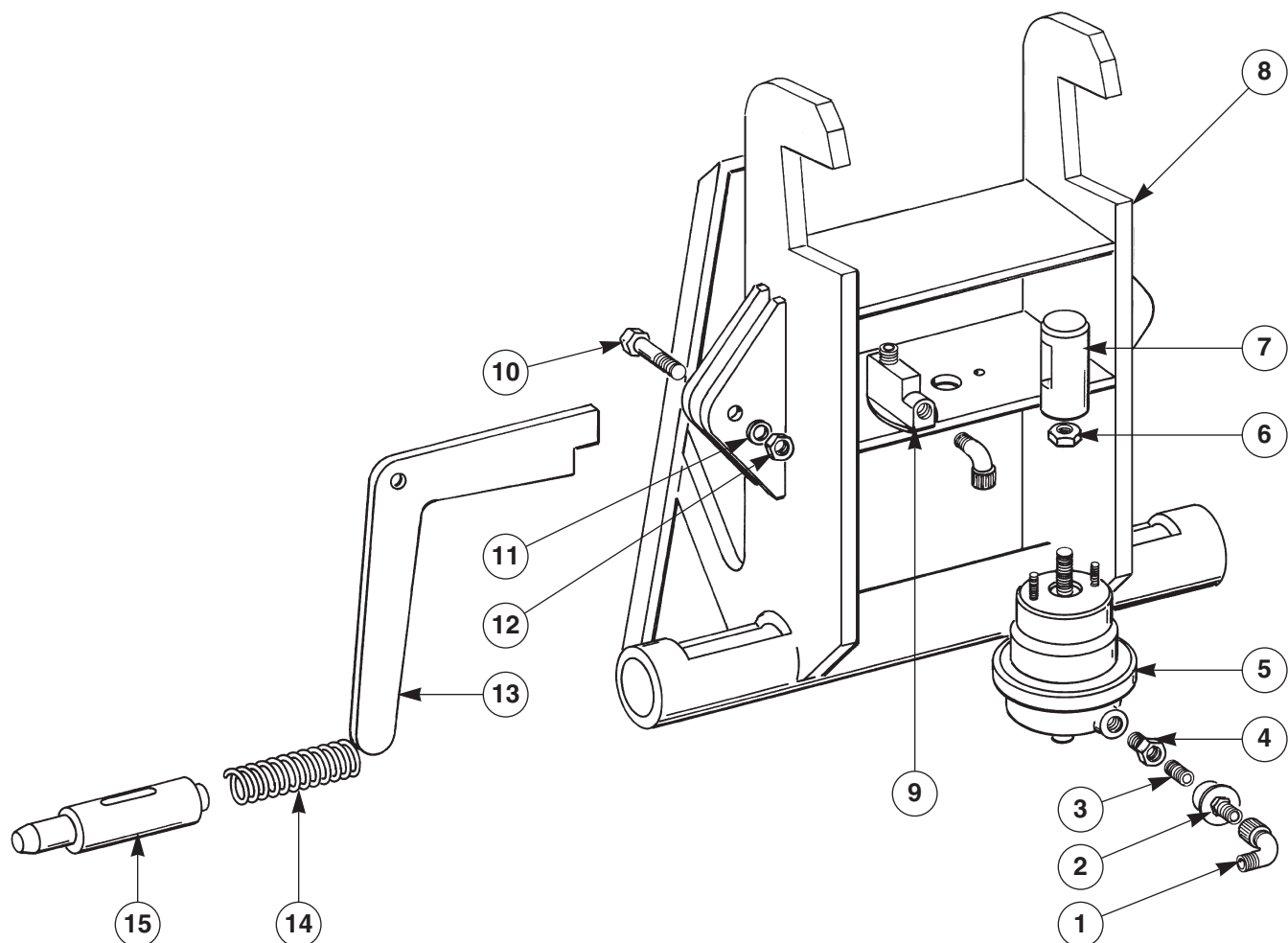
ADJUSTABLE FORK ASSEMBLY – 96" & 100"



REF. NO	PART NO.	DESCRIPTION	QTY.
1	209017	PIVOT, fork – Left	2
2	209018	PIVOT, fork – Right	2
3	305981	FORK, moveable – Left	1
	305980	FORK, moveable – Right	1
4	3148-0025A	CYLINDER, hydraulic, with pins	1
	E-3690-5	PIN, pivot, clevis end	1
	E-3690-6	PIN, pivot, base end	1
	107800	CYLINDER, pneumatic, single without pins	1
	107797	PIN, pivot, base end	1
	107806	PIN, pivot, clevis end	1
5	5614-0806	ELBOW	2
6	108359	HOSE	1
7	108360	HOSE	1
8	16170	FITTING, grease	4
9	107101	PLATE, cylinder mount	1
10	209863	PLATE, guard	1
11	209200	TUBE, fork, 100"	1
	209201	TUBE, fork, 96"	1
12	405096	FORK, stationary	1
13	31478	BUMPER	2
14	F1060	SCREW, cap 1/2" x 2 1/2" UNC	8
	F7375	WASHER, 1/2" SAE	8
	F3325	NUT, nylock, 1/2" UNC	8
15	305398	PLATE, bumper	1
	405934-01	WELDMENT, fork, R.H. Adjustable 100" (Includes items 1-3, 9-12 & 15)	1
	405934-03	WELDMENT, fork, R.H. Adjustable 96" (Includes items 1-3, 9-12 & 15)	1
	405934-06	WELDMENT, fork, Dual Adjustable 100" (Not Shown)	

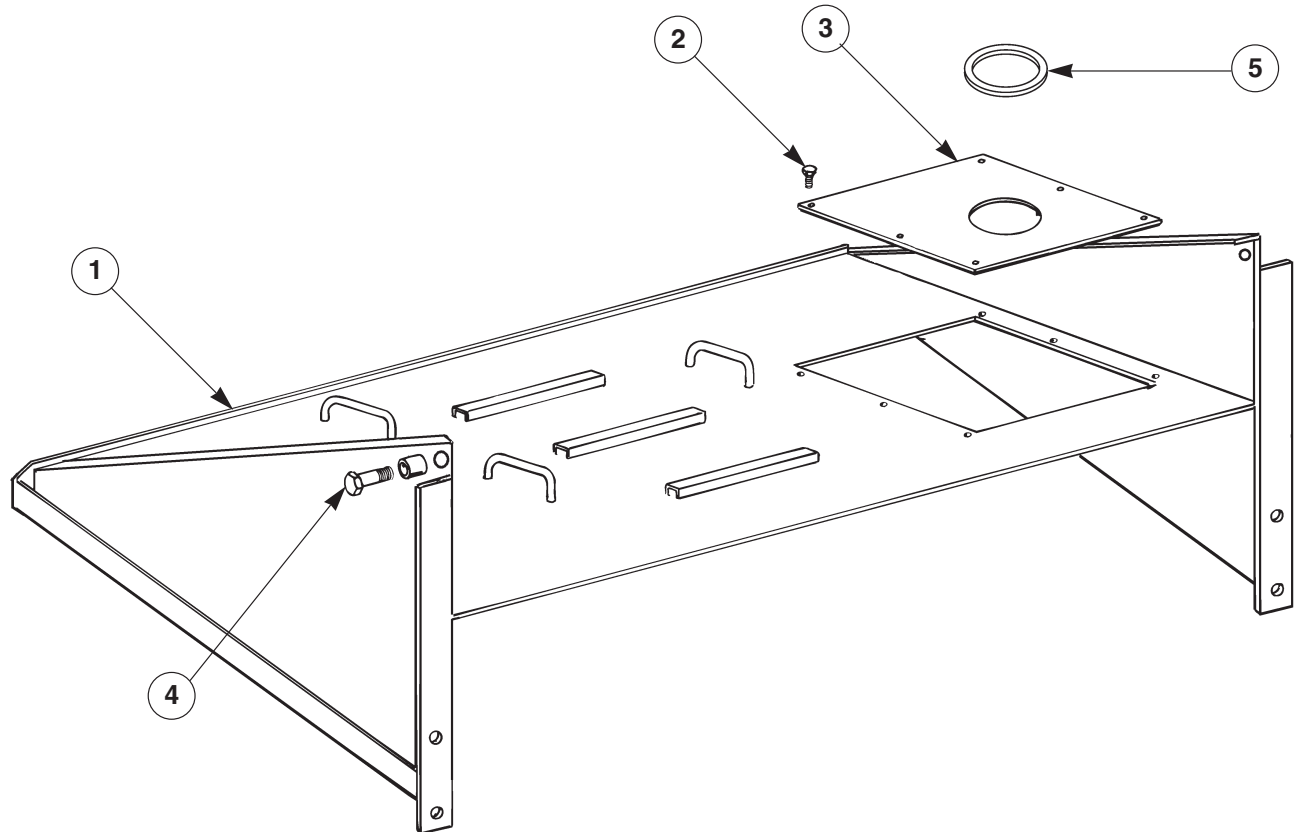
NOTE: See page VI for important cylinder identification information.

TRIANGLE ATTACHMENT



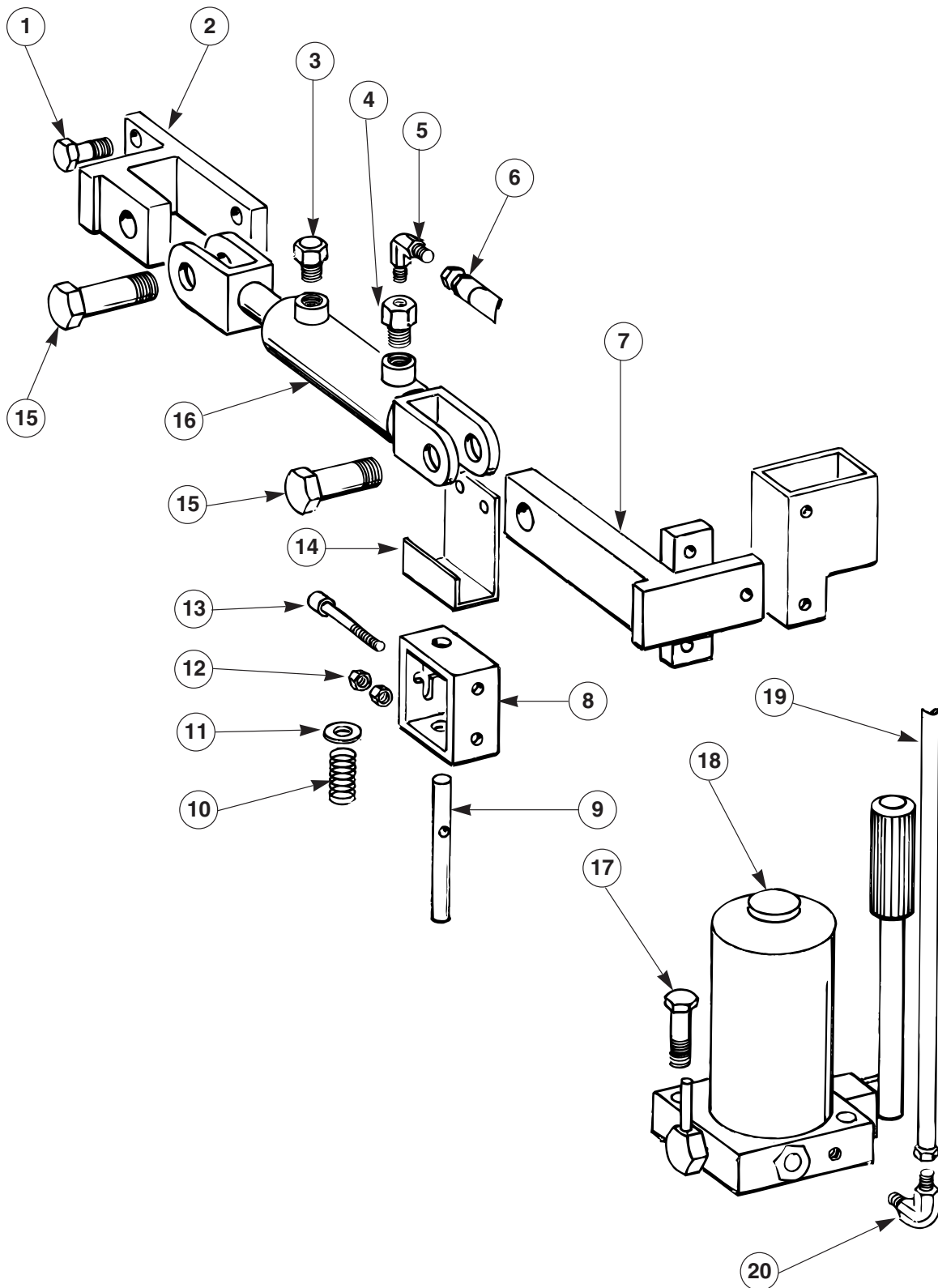
REF. NO	PART NO.	DESCRIPTION	QTY.
1	41091	ELBOW, 90°, .25 x .25 NPT	1
2	40567	VALVE, quick exhaust	1
3	21793	NIPPLE, 0.25 x 0.83	1
4	@0078	BUSHING, hex, 3/8", .25 NPT	1
5	40739	CHAMBER, air	1
6	F3375	NUT, hex, 0.50-20	1
7	40649	WELDMENT, end, rod	1
8	406743	WELDMENT, attachment, triangle	1
9	100250	MICRO, switch, mount, flange	1
10	F1060	BOLT, hex, 0.50-13 x 2.50	1
11	F7375	WASHER, plain 0.50	1
12	F3325	HEX, stopnut, elastic	1
Not shown	40689	BLOCK, stop	2
13	40727	ASSEMBLY, arm, lever	2
14	40941	SPRING	2
15	40521	PIN	2
	406798-01	ASSEMBLY, triangle attachment, includes fork tube, 100"	
	406798-02	ASSEMBLY, triangle attachment, includes fork tube, 96"	
Not shown	209200	TUBE, fork connector, 100" wide	1
Not shown	209201	TUBE, fork connector, 96" wide	1

CAB GUARD



REF. NO	PART NO.	DESCRIPTION	QTY.
1	500679-01	GUARD, cab	1
2	F0227	SCREW, cap, nylock, $\frac{3}{8}$ " x $\frac{1}{2}$ " UNC	10
3	305728-01	COVER, cab guard exhaust (Peterbilt, dual stack)	1
	305728-02	COVER, cab guard exhaust (Peterbilt White WX-64)	1
	305728-03	COVER, cab guard exhaust (CCC)	1
4	F2420	SCREW, cap, 1" x $3\frac{1}{2}$ " UNC	2
	F3925	NUT, nylock, 1" UNC	2
5	305730-01	RING, exhaust	2
6	207860	BOX, light	2
7	206341	COVER, box, light	2

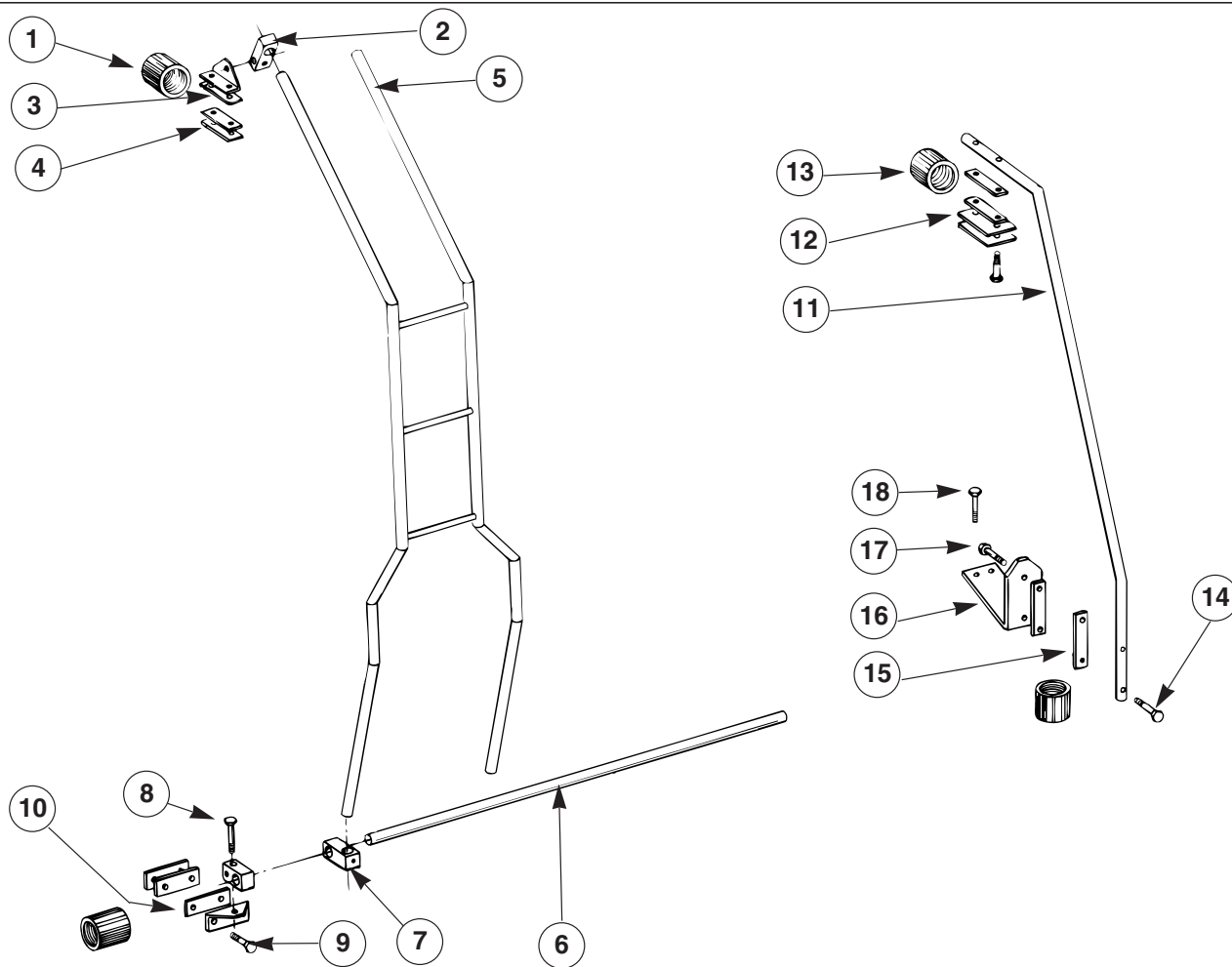
CAB GUARD TILT HYDRAULICS



CAB GUARD TILT HYDRAULICS

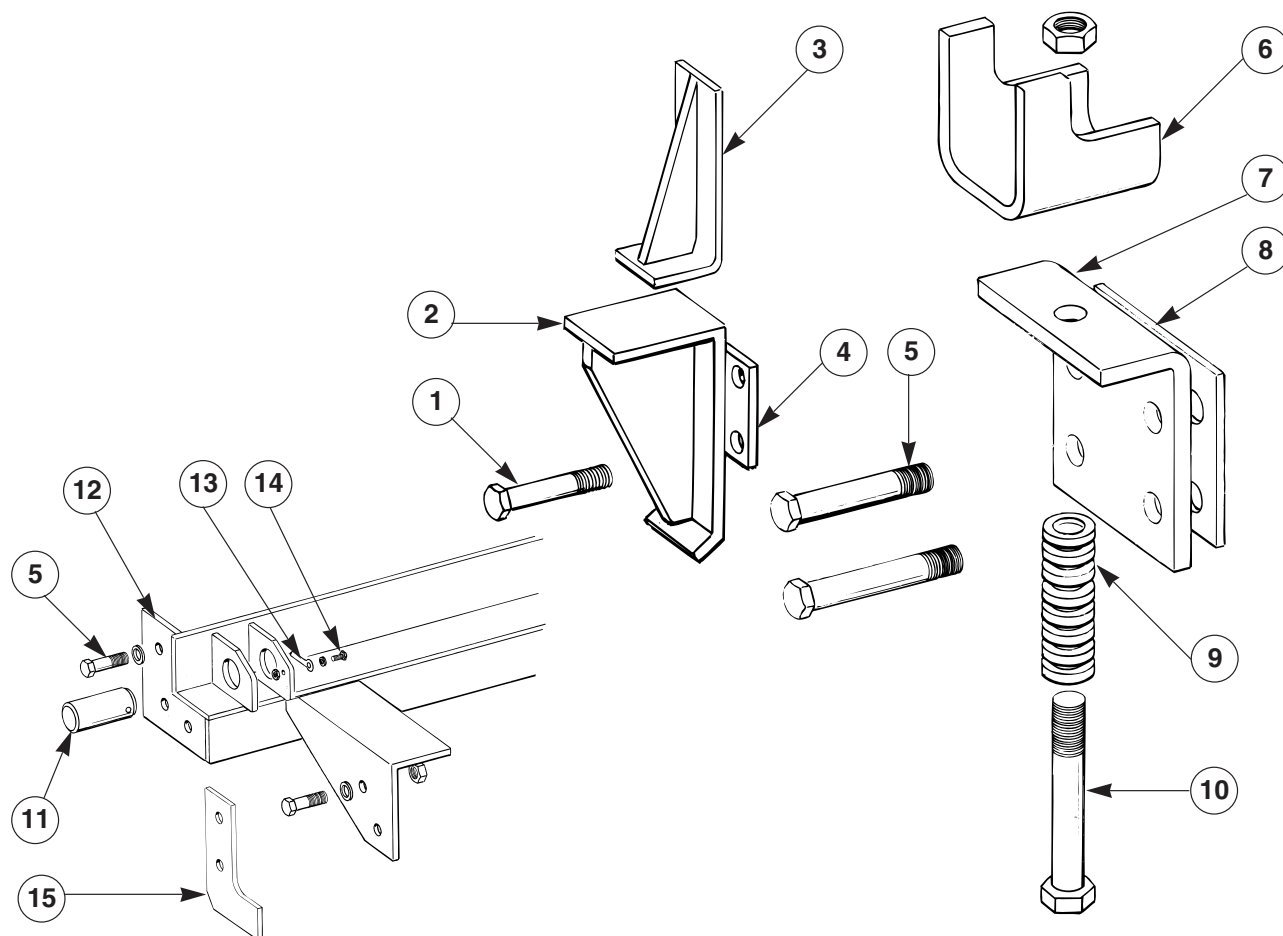
REF. NO	PART NO.	DESCRIPTION	QTY.
1	F3325	NUT, nylock, 1/2" UNC	11
	F0960	SCREW, cap, 1/2" x 1 1/2" UNC	7
2	209725	BRACKET, cylinder mount	1
3	105082	BREATHER	1
4	41316	BUSHING, reducer	1
5	100105	ELBOW	1
6	100961	HOSE	1
7	209726	BRACKET, cylinder mount	1
8	209730	BRACKET, latch hose	2
9	107781	PIN, latch	2
10	107782	SPRING, latch	2
11	F7450	WASHER, 5/8"	2
12	F2725	NUT, 1/4" UNC	4
13	F5487	SCREW, cap, 1/4" x 2" UNC	2
14	209745	SADDLE, latch	2
15	F2350	SCREW, cap, 1" x 2 1/2" UNC	2
	F3950	NUT, nylock, 1" UNC	2
16	302514	CYLINDER, cab guard	1
17	F0035	SCREW, cap, 1/4" x 2" UNC	4
	F2775	NUT, nylock, 1/4" UNC	4
18	103119	PUMP, hydraulic hand	1
19	209724	TUBE, 3/8"	1
20	1308	ELBOW	1

WINDSHIELD GUARDS



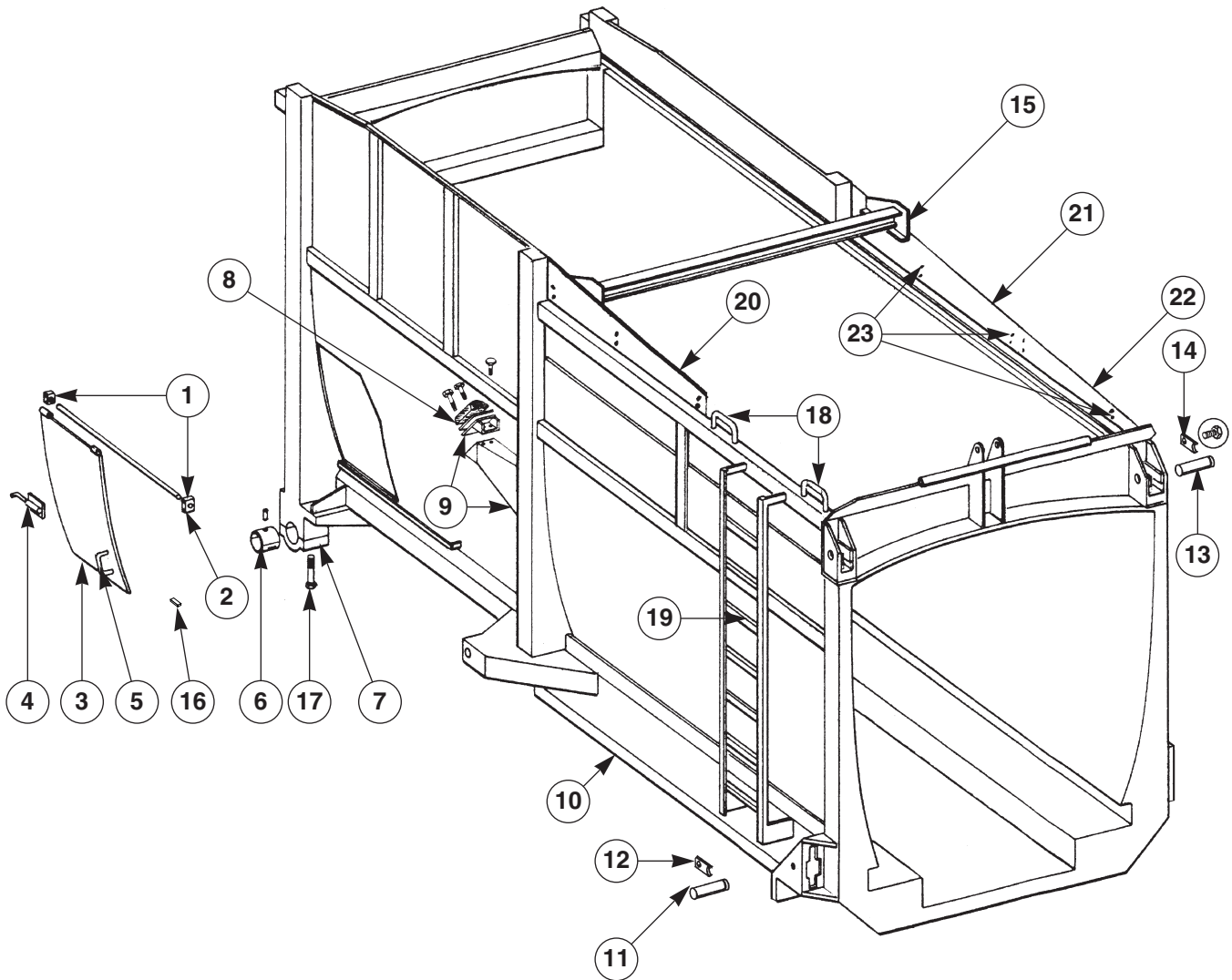
REF. NO	PART NO.	DESCRIPTION	QTY.
1	18363	CUSHION, guard	4
2	35940	BLOCK, mount	4
3	35941	ANGLE, mount	4
4	18361	PAD, guard	8
5	35933	WELDMENT, ladder guard	1
6	35938	PIPE, horizontal	1
7	35939	CROSS	2
8	F1035	SCREW, cap, 1/2" x 2" UNC	4
	F3325	NUT, elastic stop 1/2" UNC	4
9	F0376	SCREW, cap 3/8" x 1 1/2" UNC	16
	F3075	NUT, elastic stop 3/8" UNC	16
10	18362	BAR, clamp	8
	35932	WINDSHIELD, guard assembly (Includes items 1–10)	
11	17986	PIPE, guard	2
12	18361	PADS, guard	2
13	18363	CUSHION, guard	2
14	F0500	SCREW, cap 3/8" x 2 1/4" UNC	4
15	18362	BAR, clamp	4
16	31956	BRACKET, white truck cab	1
17	F0325	SCREW, cap 3/8" x 1 1/4" UNC	2
	F3075	NUT, elastic stop 3/8" UNC	10
18	F0277	SCREW, cap 3/8" x 1" UNC	2
	31969	WINDSHIELD, guard assembly (Includes items 11–18)	

BODY MOUNTING HARDWARE



REF. NO	PART NO.	DESCRIPTION	QTY.
1	F0376	SCREW, cap, $\frac{3}{8}$ " x $1\frac{1}{2}$ " UNC	8
2	304743	WELDMENT, lateral restraint, lower	2
3	304741	WELDMENT, lateral restraint, upper	2
4	206419	PLATE, wear	2
5	2R-1658	BOLT, shoulder, 1" x $1\frac{1}{4}$ " UNC	12
	39939	BOLT, shoulder, 1" x $1\frac{1}{2}$ " UNC	12
	42026	BOLT, shoulder, 1" x 2" UNC	12
	100100	NUT, 1" UNC	12
6	301638	SHOE, mounting, upper	4
7	PO-1402	SHOE, mounting front	4
8	30161	SHIM, front, $\frac{1}{4}$ "	4
	208363	SHIM, front, $\frac{3}{8}$ "	4
	30162	SHIM, front, $\frac{1}{2}$ "	4
	18141	SHIM, front, $\frac{3}{4}$ "	4
9	16107	SPRING	4
10	F2475	SCREW, cap, 1" x $6\frac{1}{2}$ " NF	4
	F3975	NUT, lock, 1" NF	4
11	203915	PIN, body pivot	2
12	305284	WELDMENT, body tilt clevis	1
13	203946	END, rod	2
14	F0910	SCREW, cap, $\frac{1}{2}$ " x 1" UNC	2
15	209040-01	SHIM, rear mounting, $\frac{1}{4}$ "	2
	209040-02	SHIM, rear mounting, $\frac{3}{8}$ "	2
	209040-03	SHIM, rear mounting, $\frac{3}{4}$ "	2

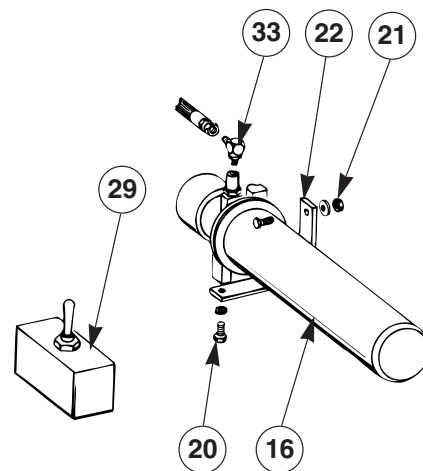
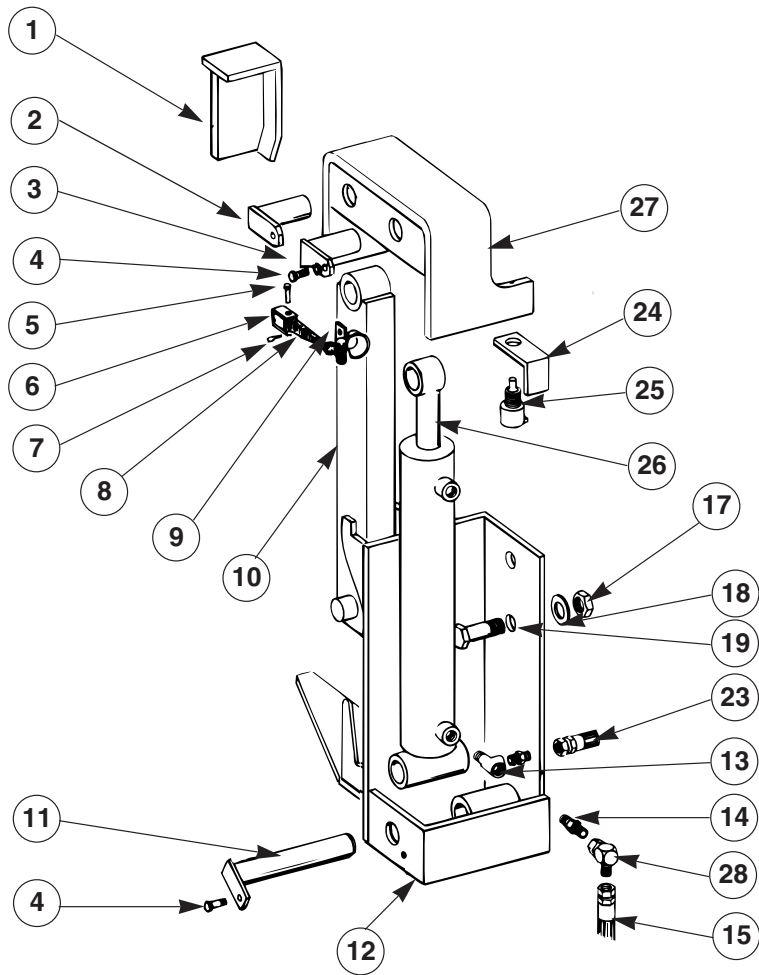
BODY, MISCELLANEOUS



BODY, MISCELLANEOUS

REF. NO	PART NO.	DESCRIPTION	QTY.
1	106587	CLAMP, rod support	2
2	208073	ROD, support	1
3	405517	WELDMENT, side door	1
	405518	ASSEMBLY, side door complete	1
4	209330	WELDMENT, latch	1
5	302624	HANDLE, side door	1
	F0258	SCREW, cap, 3/8" x 3/4" UNC	2
6	973001	BEARING, set, lift arm	2
7	16170	FITTING, grease	2
8	31478	BUMPER	2
	F1110	SCREW, cap, 1/2" x 3 1/4" UNC	8
	F7375	WASHER, flat, 1/2"	8
	F3325	NUT, nylock, 1/2"	8
	204185	SHIM	As req.
9	306625	WELDMENT, bumper mount, left	1
	306626	WELDMENT, bumper mount, right	1
	210325	WELDMENT, bracket, left	1
	210326	WELDMENT, bracket, right	1
	F0979	SCREW, cap, 1/2" x 1 1/2" UNC	4
	F7375	WASHER, flat, 1/2"	4
	F3325	NUT, nylock, 1/2"	4
	406570	KIT, arm rest, field installation (Includes items 8, 9 and item 20 on page 1-2)	
10	305168	FENDER, short wheel base	2
	305169	FENDER, long wheel base	2
11	208668	PIN, hook pivot	2
12	206601	RETAINER	2
13	18312	PIN, hinge	2
14	PO-410	RETAINER	2
15	305665	WELDMENT, sliding top door cylinder support	1
16	203892	SHOE, side door	2
	F0026	SCREW, cap, 1/4" x 1 1/4" UNC	4
	F2775	NUT, nylock, 1/4" UNC	4
17	F2483	SCREW, nut, 1" x 10 1/2" UNC	4
	100100	NUT, lock, 1" UNC	4
	F7600	WASHER, flat, 1"	4
18	206734	HANDLE, grab	2
19	404854	LADDER	1
	305014	Extension, ladder	1
Not shown	305469	Cover, valve	1
Not shown	306625	Screen, full front (optional), upper section	
	306626	Screen, full front (optional), lower section	
20	307521	Guard, brush, left rear, LWB	1
	601172	Guard, brush, left rear, SWB	1
21	307522	Guard, brush, right rear	1
	601128	Guard, brush, right rear, with hinged top door	1
Not shown	211369	Guard, brush, extension, LH, for units without LH roof access ladder	1
22	211368	Guard, brush, extension, RH, for units without RH roof access ladder	1
	601171	Guard brush, extension, RH, SWB w/o roof access ladder	1
23	F5125	BOLT, Carriage, 3/8" x 1 UNC	12
	F3075	NUT, Nylock, 3/8" UNC	12

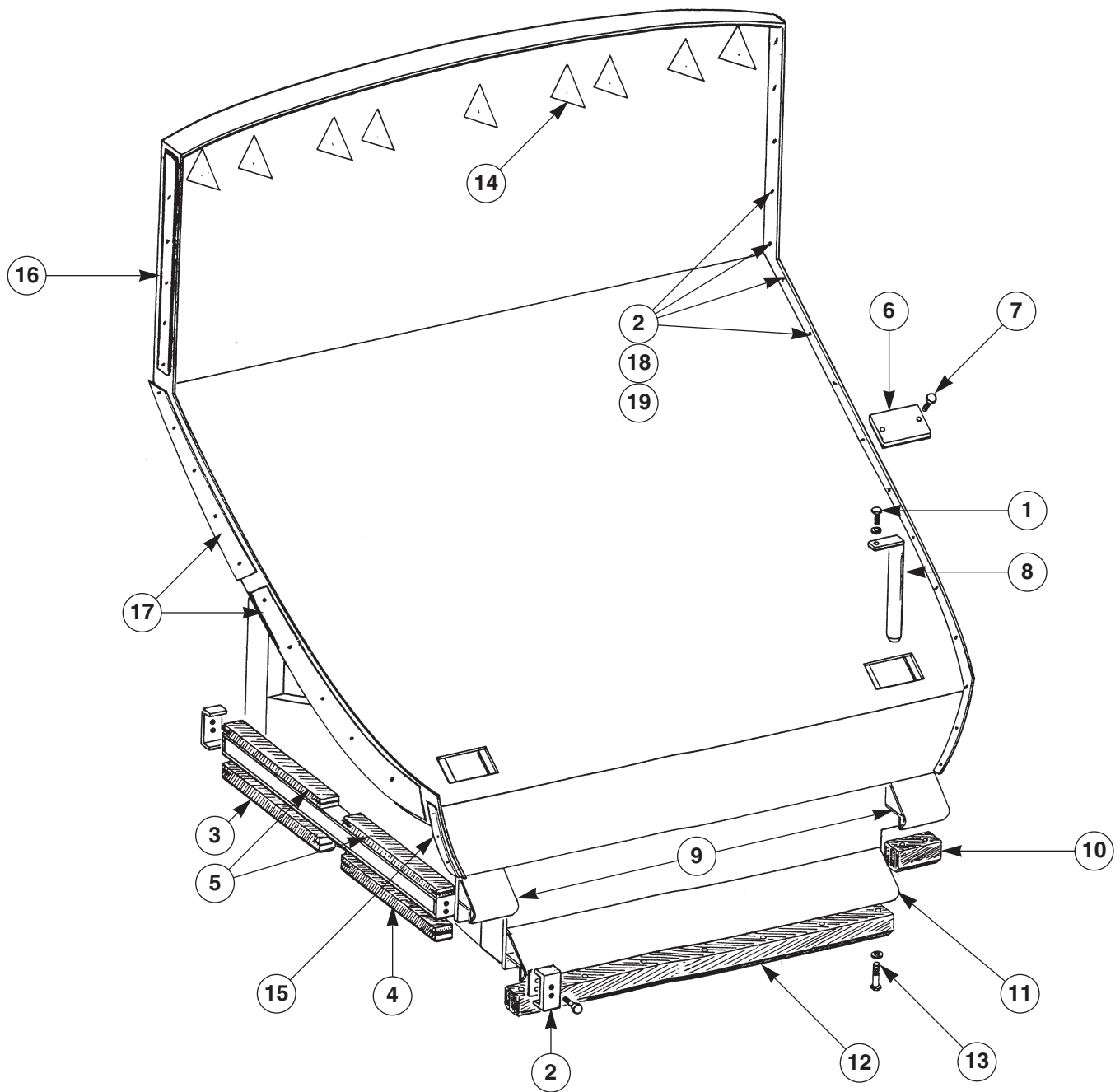
BODY TILT



BODY TILT

REF. NO	PART NO.	DESCRIPTION	QTY.
1	304743	RESTRAINT, lateral	2
2	203908	PIN	4
3	204469	SPACER	6
4	F0910	SCREW, cap, 1/2" x 1" UNC	6
5	40497	PIN, clevis	2
6	40494	BRACKET, anchor	2
7	F6675	PIN, cotter, 3/32" x 1/2"	2
8	40496	HOOK, rubber	2
9	40495	BRACKET, hood	2
10	204992	PROP, body	2
11	203906	PIN	2
12	403384	SUPPORT, right hand	1
	403385	SUPPORT, left hand	1
13	104073	TEE	1
14	105425	CONNECTOR	2
	105426	SCREW, set, orificed	2
15	100511	HOSE	1
16	3745-0055D	PUMP, hydraulic (vertical)	1
17	100100	NUT, lock, 1" UNC	14
18	39966	SPACER, 1/4"	As Req.
	41412	SPACER, 3/8"	As Req.
19	40205	BOLT, shoulder, 1"	As Req.
	2R-1658	BOLT, shoulder, 1 1/4"	As Req.
	39939	BOLT, mounting shoulder, 1 1/2"	As Req.
20	F0325	SCREW, cap, 3/8" x 1 1/4" UNC	2
	F7875	WASHER, lock, 3/8"	2
21	F3650	NUT, 3/4" UNC	2
	F8075	WASHER, lock, 3/4"	2
	F1780	SCREW, cap, 3/4" x 2 1/2" UNC	2
22	206684	BRACKET, pump	1
23	101160	HOSE	1
24	205112	BRACKET, tilt switch	1
25	100904	SWITCH	1
26	302385	CYLINDER	1
27	303278	BRACKET, upper, right hand	1
	303279	BRACKET, upper, left hand	1
28	101207	ELBOW, sw. nut 90°	3
29	106451	ASSEMBLY, control	1

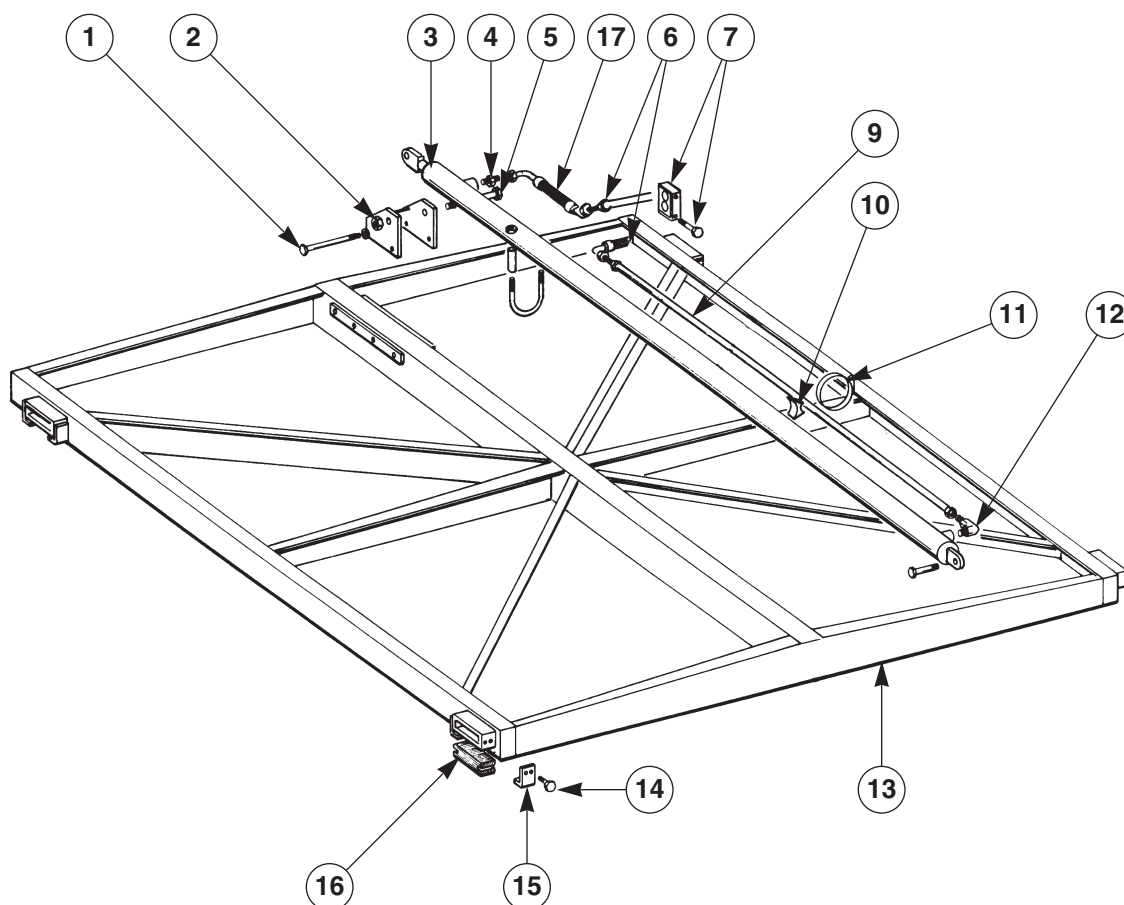
PACKING/EJECTION PANEL



PACKING/EJECTION PANEL

REF. NO	PART NO.	DESCRIPTION	QTY.
1	F0910	SCREW, cap, 1/2" x 1" UNC	2
	F7975	WASHER, lock, 1/2"	32
2	208660	WELDMENT, shoe retainer, R.H.	2
	208659	WELDMENT, shoe retainer, L.H.	2
	F1710	SCREW, cap, 3/4" x 2" UNC	8
	F8075	WASHER, lock, 3/4"	8
3	210994	SHOE, wear, lower front (blue)	2
4	210993	SHOE, wear, lower rear (red)	2
5	209399	SHOE, wear, upper	4
6	204006	PLATE, cover	2
7	F6075	SCREW, flat head, 1/2" x 1" UNC	4
8	206136	PIN, packer cylinder	2
	108947	SPACER WASHER, packing/ejection panel, cylinder boss	2
9	306603	WELDMENT, floor, by-pass	2
10	306604	WEAR BLOCK, floor	2
11	406298	WELDMENT, trough, by-pass	1
12	306594	WEAR BLOCK, trough	1
13	F1060	SCREW, cap, 1/2"-13 x 2 1/2"	7
	F7350	WASHER, flat, 1/2"	7
	900027	KIT, bypass installation, pack/ejection panel (Includes items 11 through 13)	1
	406410-02	KIT, bypass installation, pack/ejection panel, body scales (Includes items 11 through 15)	1
14	306708	WELDMENT, wedge	9
	406378	KIT, wedge installation	1
15	601223	SHOE, wear, lower side, left	1
	601222	SHOE, wear, lower side, right	1
16	211349	SHOE, wear, upper side	2
17	211347	SHOE, wear, center side	4
18	F6005	CAPSCREW, 1/2" x 3/4" UNC socket button head	30
19	F7974	WASHER, flat, 1/2"	30
	307505	KIT, Packer side bypass	1
	500523-01	WELDMENT, packing/ejection panel	1
	500523-02	WELDMENT, packing/ejection panel, units with scales	1
	500523-03	WELDMENT, packing/ejection panel, 1/4" face sheet	1
	500523-04	WELDMENT, packing/ejection panel, 1/4" with scales	1

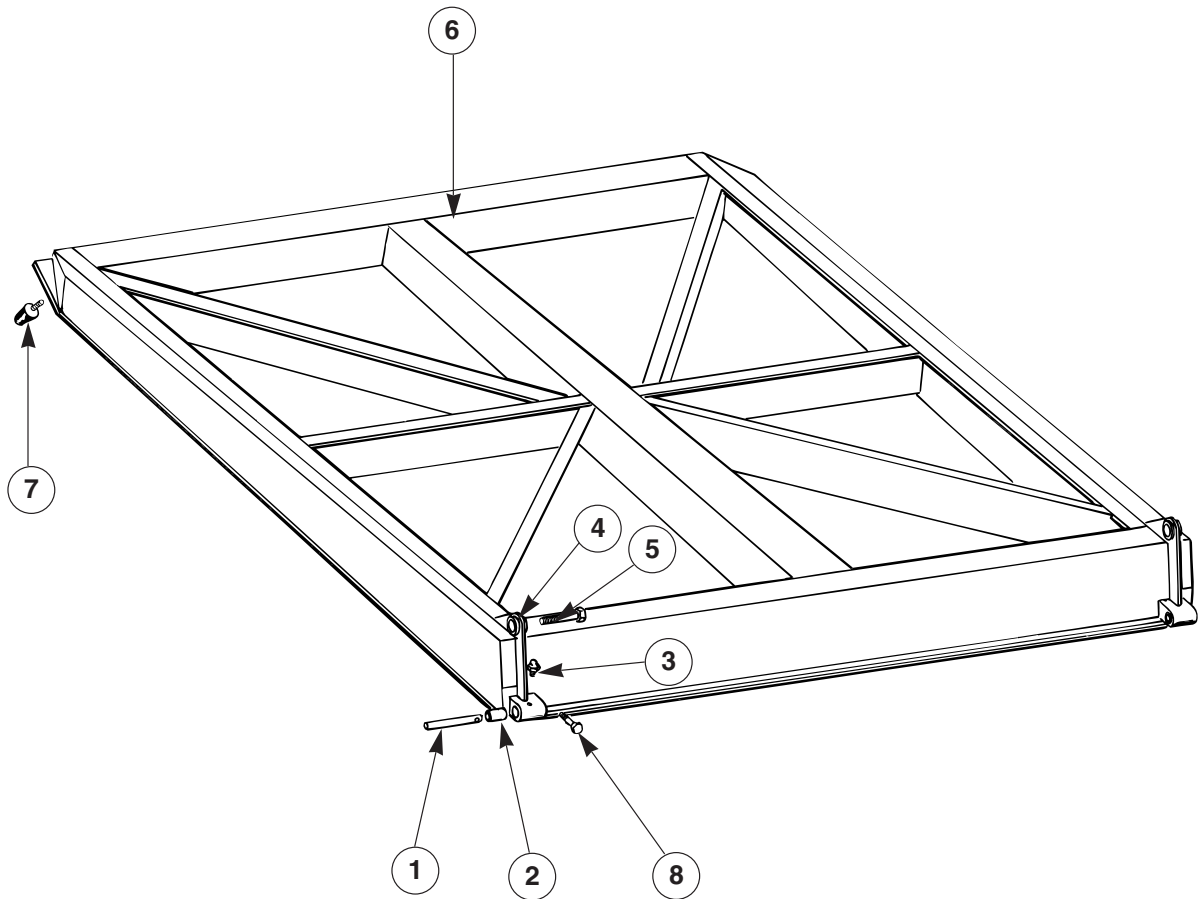
SLIDING TOP DOOR



REF. NO	PART NO.	DESCRIPTION	QTY.
1	F1250	SCREW, cap, 1/2" x 5" UNC	2
	F7375	WASHER, 1/2"	4
	F3325	NUT, 1/2" UNC	2
2	305133	WELDMENT, cylinder mount	1
3	306811	CYLINDER, short wheel base	1
	306462	CYLINDER, long wheel base	1
4	103207	CONNECTOR, long wheel base	2
5	F2470	SCREW, cap, 1" x 6" UNC	1
	100100	NUT, hex, 1" UNC	2
6	108919	HOSE	2
7	103187	SUPPORT, tube	2
8	2127-0020A	CLAMP	1
9	209071-01	TUBE, short wheel base	1
	209071-02	TUBE, long wheel base	1
10	204055	REST, tube	1
11	16231	CLAMP	1
12	103206	ELBOW	1
	500515	WELDMENT, top door	1
13	F8300	SCREW, cap, 3/8" x 3/4" whizlock	12
14	209054	RETAINER, shoe	4
15	304861	SHOE	4
16	209187-01	TUBE, short wheel base	1

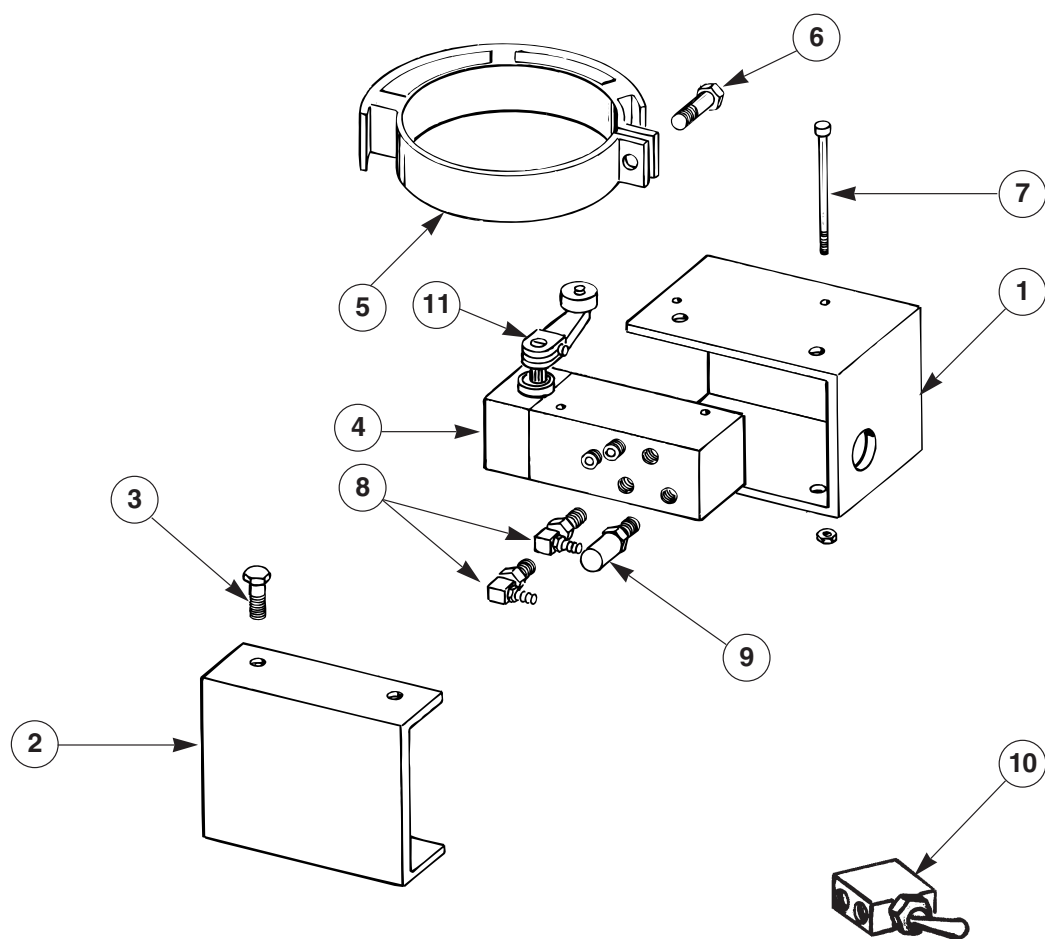
LEACH®

HINGED TOP DOOR



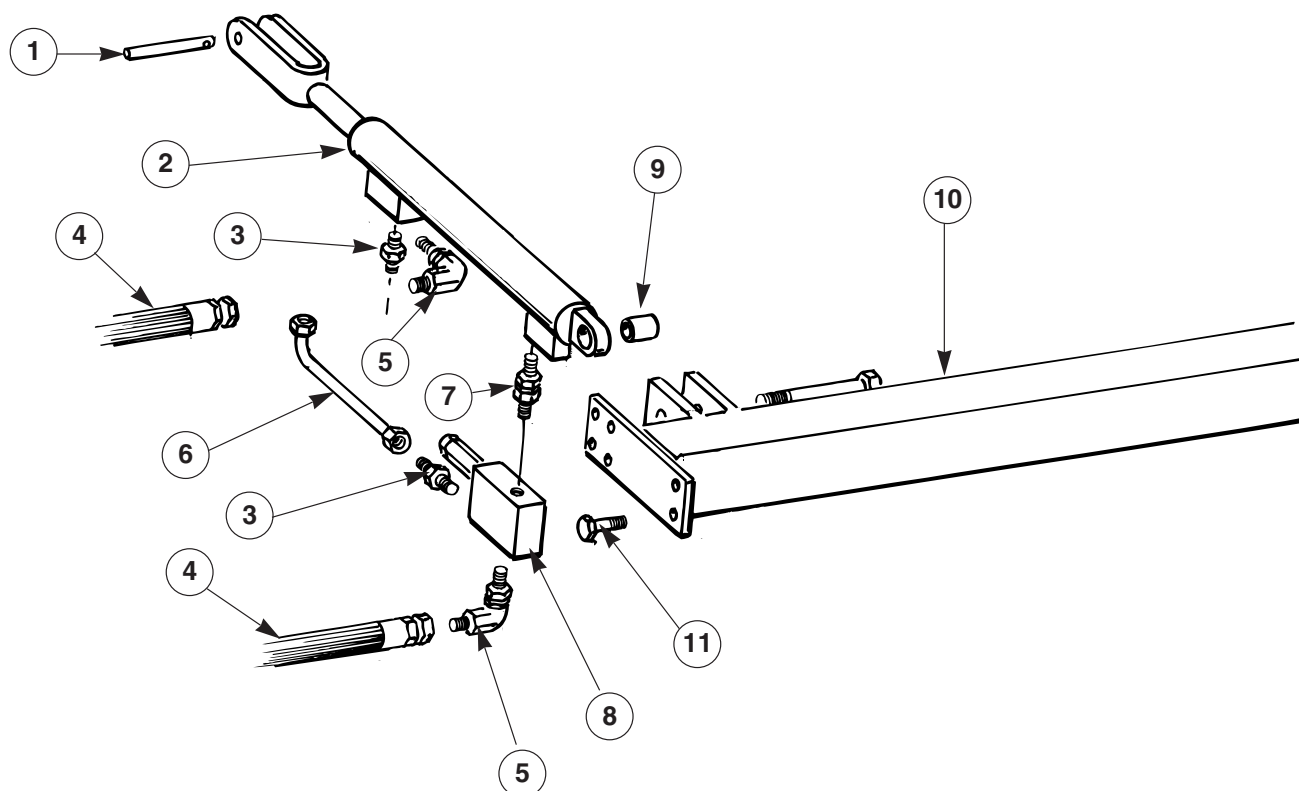
REF. NO	PART NO.	DESCRIPTION	QTY.
1	210251	PIN	2
2	106687	BUSHING	4
3	16171	FITTING, grease	2
4	106686	BUSHING	2
5	208164	PIN	2
6	500516	WELDMENT, hinged door	1
7	107846	CUSHION	4
	F5625	SCREW, cap, nylock, $\frac{3}{8}$ " x $\frac{3}{4}$ ", UNC	4
8	F0500	SCREW, cap, $\frac{3}{8}$ " x $2\frac{1}{4}$ " UNC	2
	F3075	NUT, $\frac{3}{8}$ " UNC, elastic stop	2

HINGED TOP DOOR PNEUMATICS



REF. NO	PART NO.	DESCRIPTION	QTY.
1	206275	BRACKET, switch	1
2	206278	GUARD, switch	1
3	F0022	SCREW, cap, 1/4" x 3/4" UNC	2
	F7725	WASHER, lock, 1/4"	2
4	208805	VALVE, pneumatic	1
5	204889	BAND, actuator	1
6	F0530	SCREW, cap, 3/8" x 2 1/2" UNC	1
	F2975	NUT, 3/8" UNC	1
7	F5455	SCREW, soc. head, #10-32 x 2"	2
	F2650	NUT, lock, #10-32	2
8	103687	ELBOW	2
9	100315	BREATHER	1
10	41942	SWITCH, toggle	1
11	107680	LEVER, roller	1

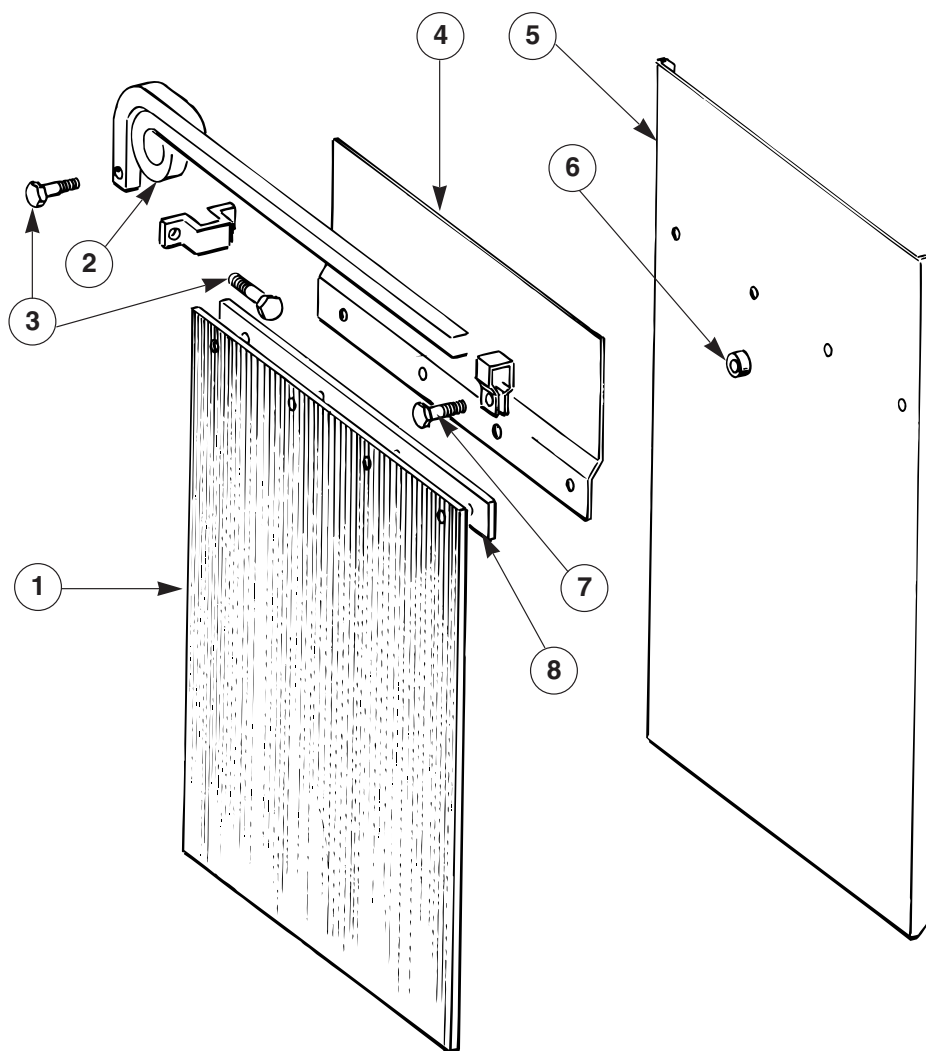
HINGED TOP DOOR HYDRAULICS



REF. NO	PART NO.	DESCRIPTION	QTY.
1	208164	PIN	4
2	306466	CYLINDER	2
3	106909	CONNECTOR	2
4	107579	HOSE	2
5	103206	ELBOW	2
	107571	TEE	2
6	209568	TUBE	2
7	103772	CONNECTOR	2
8	106950	VALVE, pilot check	2
9	106687	BUSHING	2
10	304844	WELDMENT, cross beam	1
11	F1350	SCREW, cap, $\frac{5}{8}$ " x $1\frac{1}{2}$ " UNC	12
	F3500	NUT, lock, $\frac{5}{8}$ " UNC	12

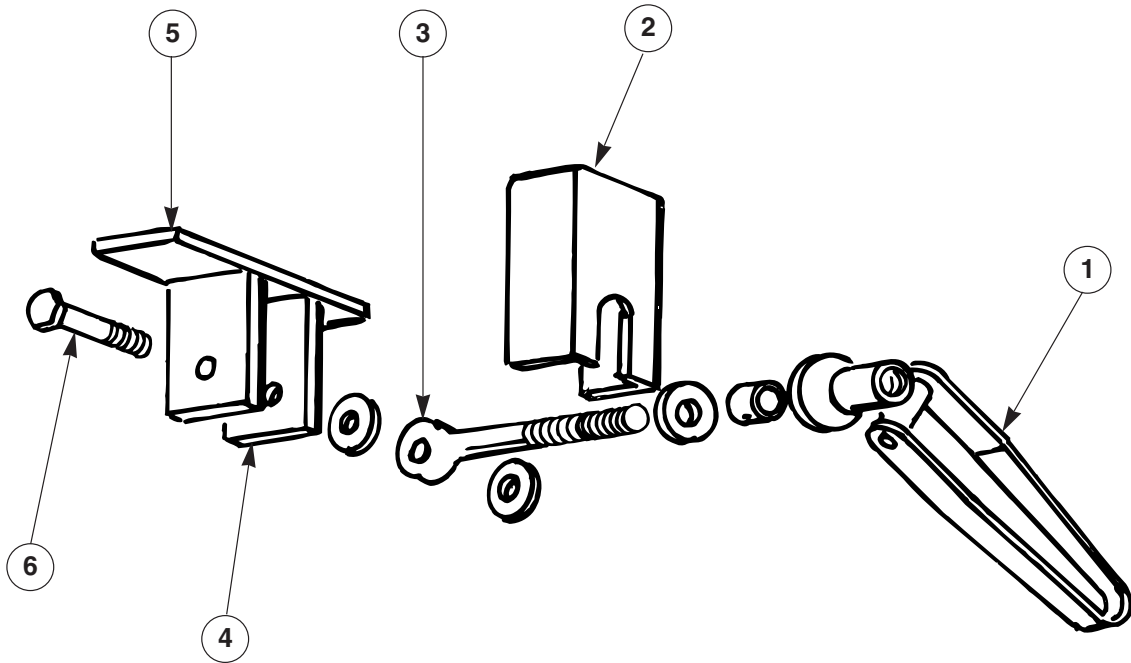
NOTE: See page VI for important cylinder identification information.

MUD FLAP



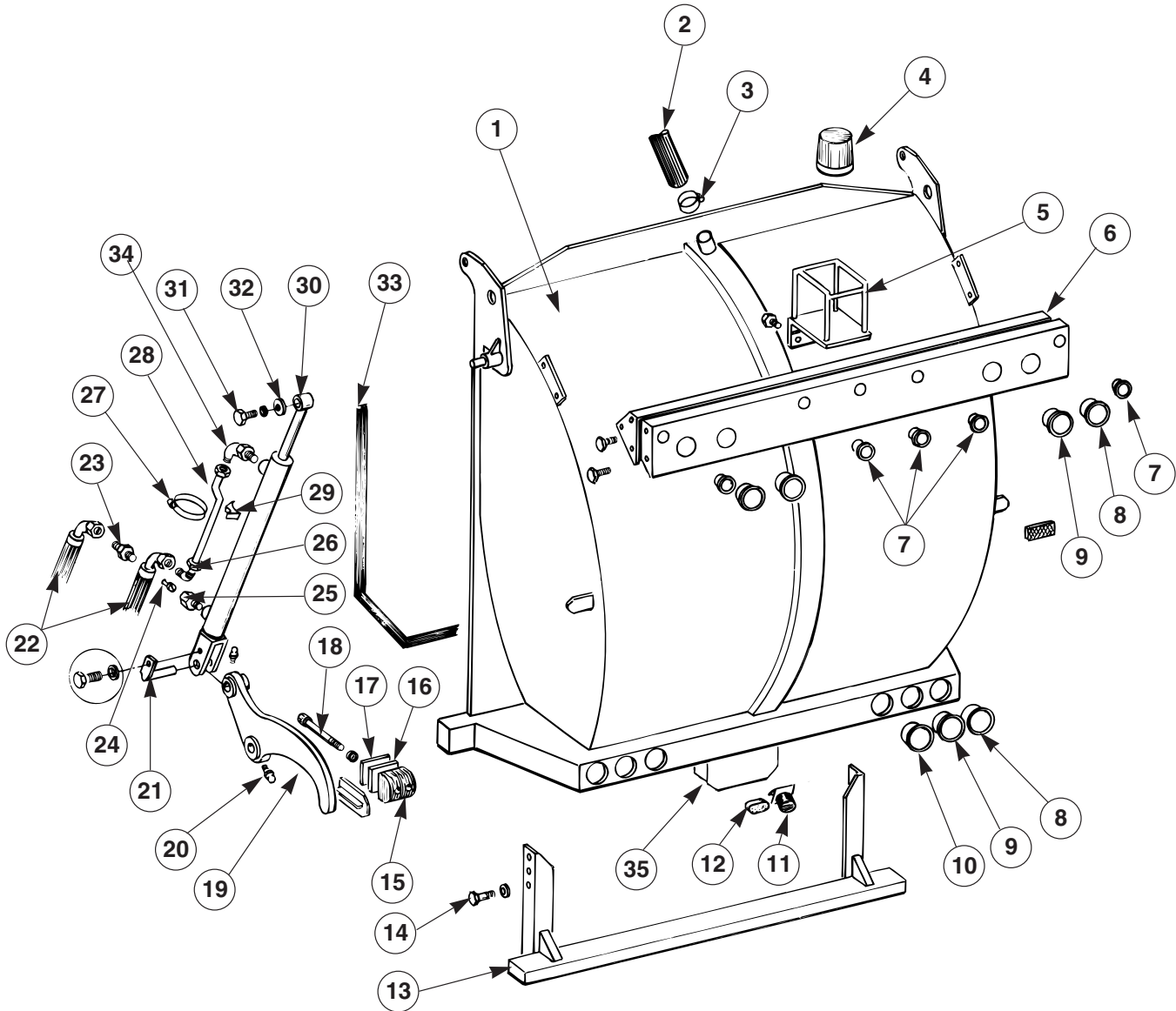
REF. NO	PART NO.	DESCRIPTION	QTY.
1	209639	FLAP, mud – rubber	2
2	209116	BRACKET, mud flap – kit	2
3	F0024	SCREW, cap 1/4" x 1" UNC	3
	F2775	NUT, stop 1/4" UNC	3
4	305898	PLATE, mud flap upper (short)	2
	305899	PLATE, mud flap upper (tall)	2
5	210248	FLAP, mud – metal (short)	2
6	107619	SPACER	16
7	F0400	SCREW, cap 3/8" x 1 3/4" UNC	8
	F7250	WASHER, flat 3/8"	8
	F3075	NUT, stop 3/8"	8
8	205381	STRAP	2

TAILGATE CLAMP (OPTIONAL)



REF. NO	PART NO.	DESCRIPTION	QTY.
1	PO-2299	CLAMP ASSEMBLY	2
2	304732	CLAMP BRACKET	2
3	PO-247	BOLT	4
4	41166	PIVOT BAR	2
5	204883	SUPPORT PLATE	2
6	PO-1501	PIN	2
	F6850	PIN, Cotter	
7	F7600	WASHER, 1" Flat, SAE	8
8	F7575	WASHER, 1" Flat, Standard	2
9	16162	BEARING	2
	403310	KIT, tailgate turnbuckles (Includes items 1 through 6)	1

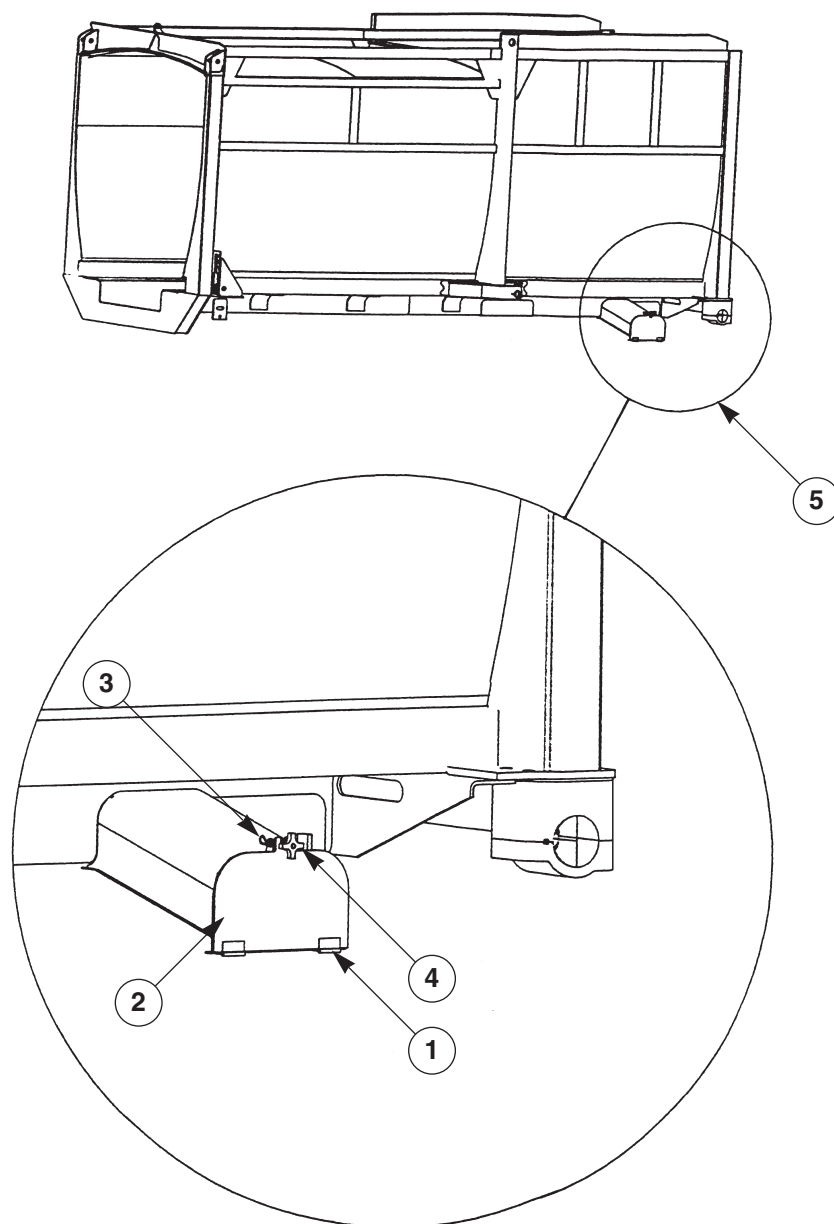
TAILGATE



TAILGATE

REF. NO	PART NO.	DESCRIPTION	QTY.
1	500614-01	WELDMENT, tailgate, 3 yard	1
	500572-01	WELDMENT, tailgate, 6 yard	1
2	100839	CONDUIT	As req
3	16143	CLAMP	2
4	106915	LIGHT, strobe	1
5	208893	WELDMENT, guard, strobe	1
6	305479-01	PANEL, light bar, assembly	1
	405232	HARNESS, light panel	1
7	40624	LIGHT, red marker (12v)	5
	106330	LIGHT, red marker (24v)	5
	104977	GROMMET	5
8	104463	LIGHT, amber (12v)	4
	106340	LIGHT, amber (24v)	4
9	970002	LIGHT, red (12v)	2
	106339	LIGHT, red (24v)	2
10	100749	LIGHT, clear (12v)	2
	106379	LIGHT, clear (24v)	2
11	104471	ALARM, backup	1
12	40615	LIGHT, license (12v)	1
	106343	LIGHT, license (24v)	1
13	406558	BUMPER, under-ride	1
14	F1350	SCREW, cap, 5/8" x 1 1/2" UNC	6
	F7425	WASHER, 5/8"	6
	F3500	NUT, 5/8" UNC	6
15	206703	BLOCK, latch	2
16	202194	SHIM	2
17	32423	SHIM	2
18	F6483	SCREW, cap, 5/8" x 4 3/4" UNC	4
	F7975	WASHER, lock, 5/8"	4
19	405120	WELDMENT, hook, R.H.	1
	405119	WELDMENT, hook, L.H.	1
20	16171	FITTING, grease	4
21	208670	PIN	2
22	108315	HOSE	4
23	204608	CONNECTOR	2
24	204142	PIN, restrictor	2
25	204140	ADAPTER	2
	103246	O-RING	2
26	103155	ELBOW	2
27	2127-0002A	CLAMP	2
28	302745	TUBE	2
29	204046	REST	2
30	306460	CYLINDER	2
	210292	ASSEMBLY, cylinder, (Includes items 23-30)	2
31	F1350	SCREW, cap, 5/8" x 1 1/2" UNC	2
32	F7425	WASHER, 5/8"	2
33	106978	SEAL, tailgate	1
34	103206	ELBOW	2
35	306758	COVER, box, electrical	1

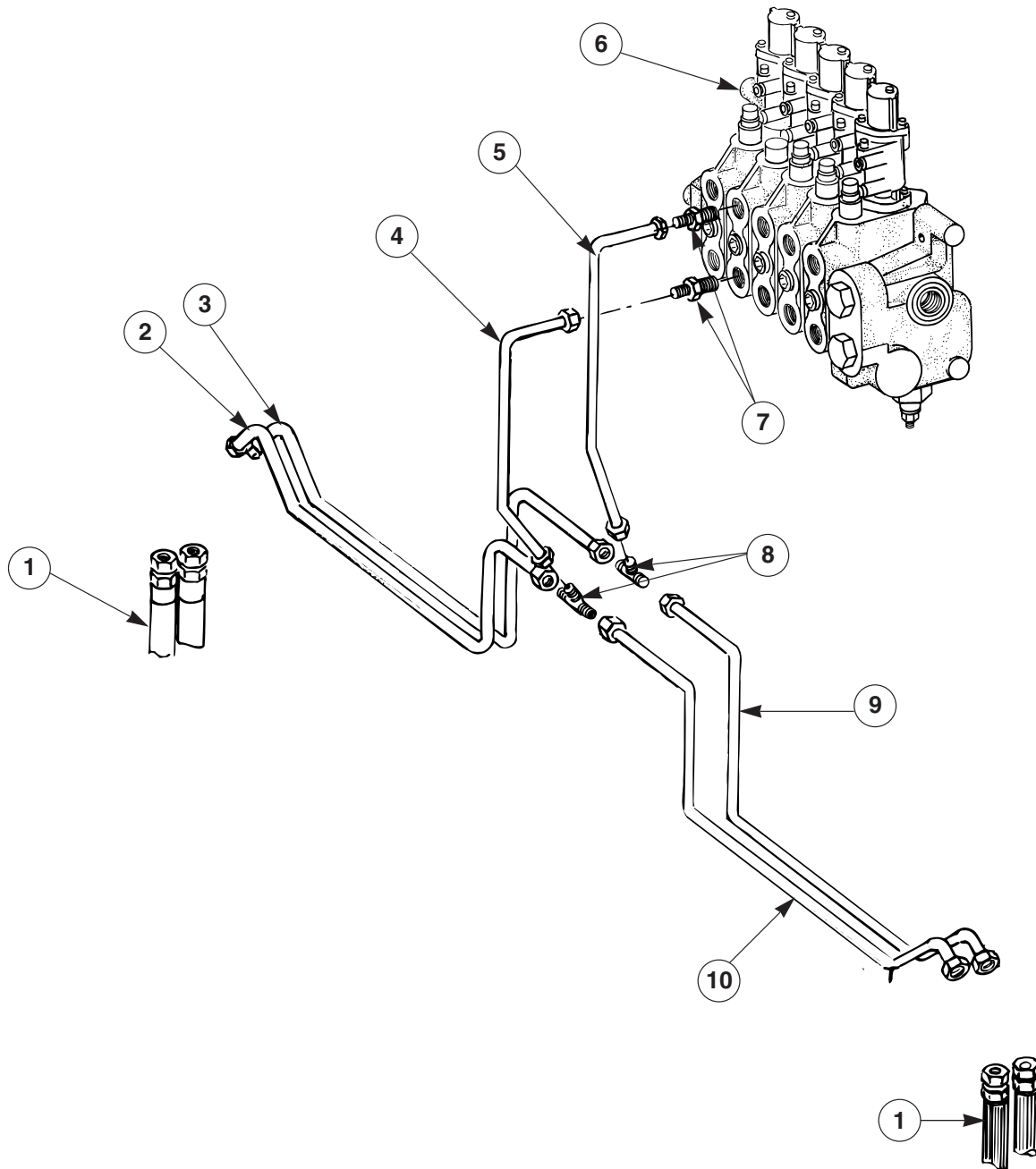
TROUGH CLEANOUT CHUTE



REF. NO	PART NO.	DESCRIPTION	QTY.
1	2372-0005A	HINGE, door cleanout	2
2	307004	DOOR, cleanout (does not include item 1)	1
	211183	SEAL, door cleanout	1
	1010-0003A	ADHESIVE (for cleanout door seal)	1
3	2722-0417	PIN, clevis	1
	2352-0001A	HAIRPIN	1
4	4785-0010A	ROD, threaded, 1/2" UNC	1
	108642	KNOB, cleanout door	1
5	900031	KIT, trough cleanout installation (contains items 1-4 and the cleanout chute weldment) NOTE: To be installed only on Leach Millennium units. Do not alter FL104 or FL104B Troughs!	1

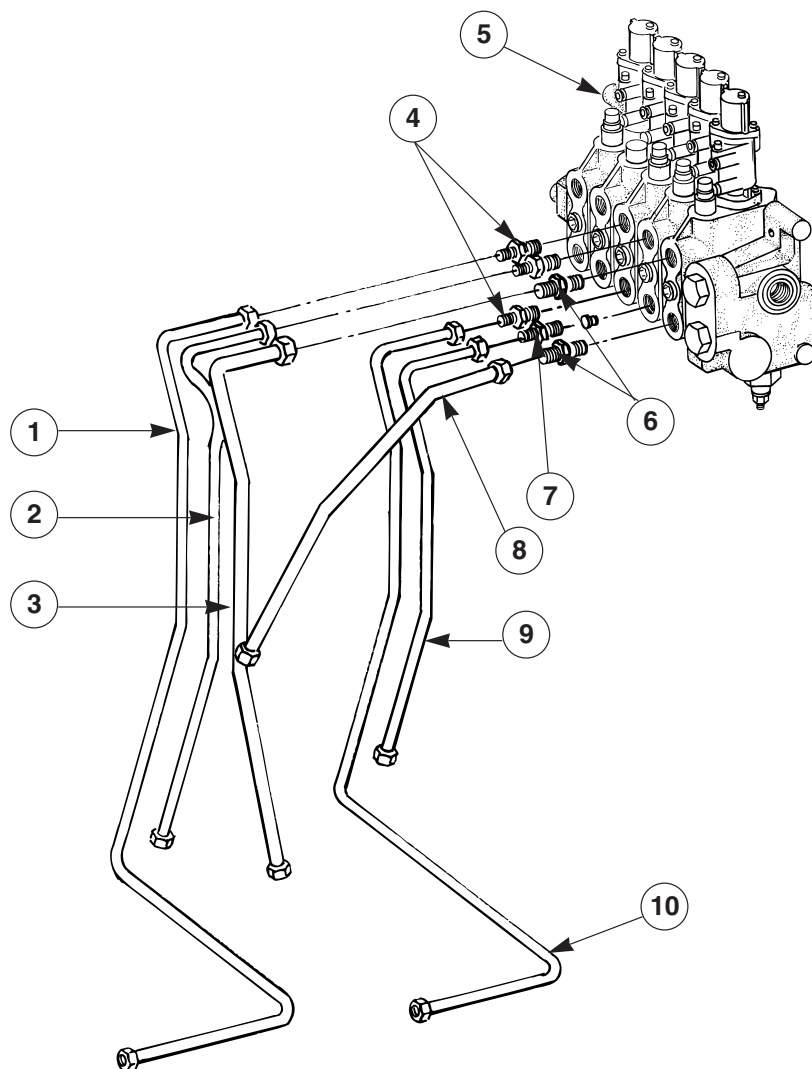
LEACH®

TUBING, FORKS



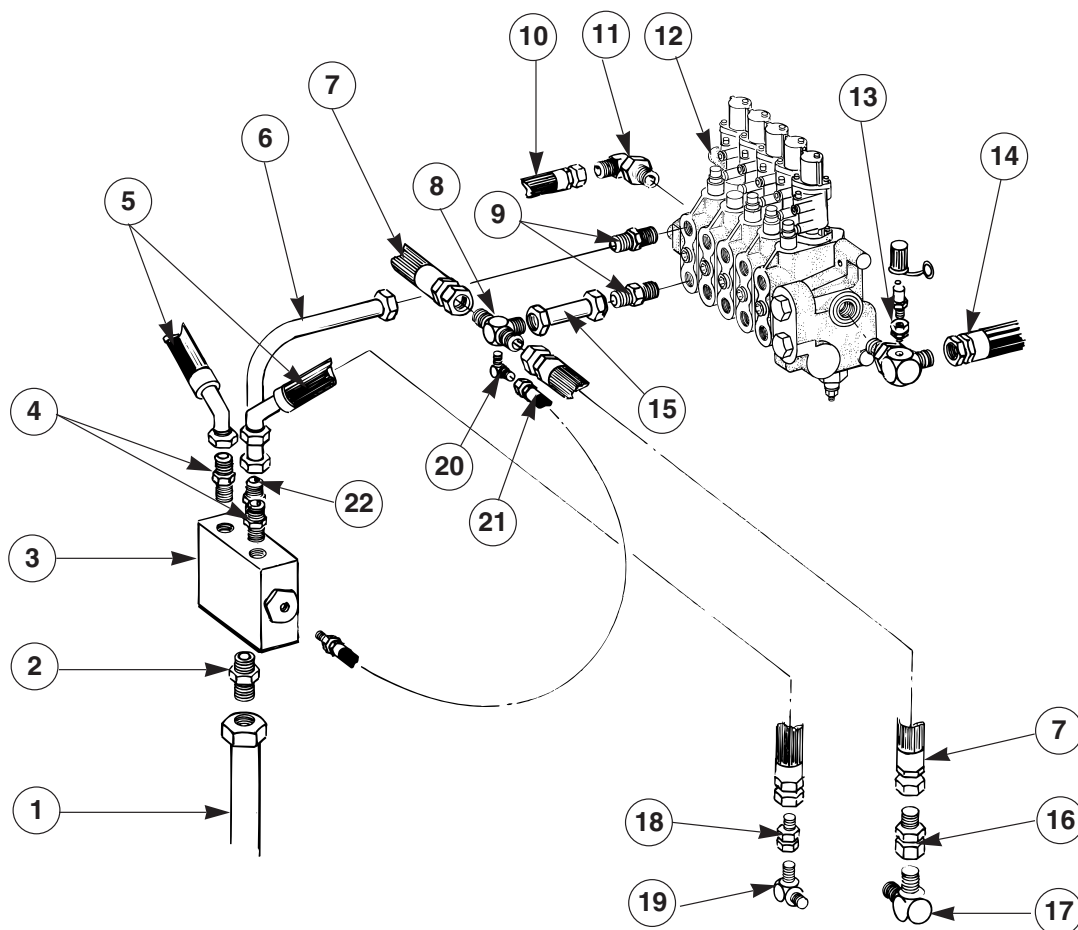
REF. NO	PART NO.	DESCRIPTION	QTY.
1	108316	HOSE	4
2	305693	TUBE, left side, retract	1
3	305691	TUBE, left side, extend	1
4	305671	TUBE, retract	1
5	305670	TUBE, extend	1
6		VALVE, control (See valve section)	1
7	103136	CONNECTOR	2
8	103126	TEE	2
9	305690	TUBE, right side, extend	1
10	305692	TUBE, right side, retract	1

TUBING, FRONT



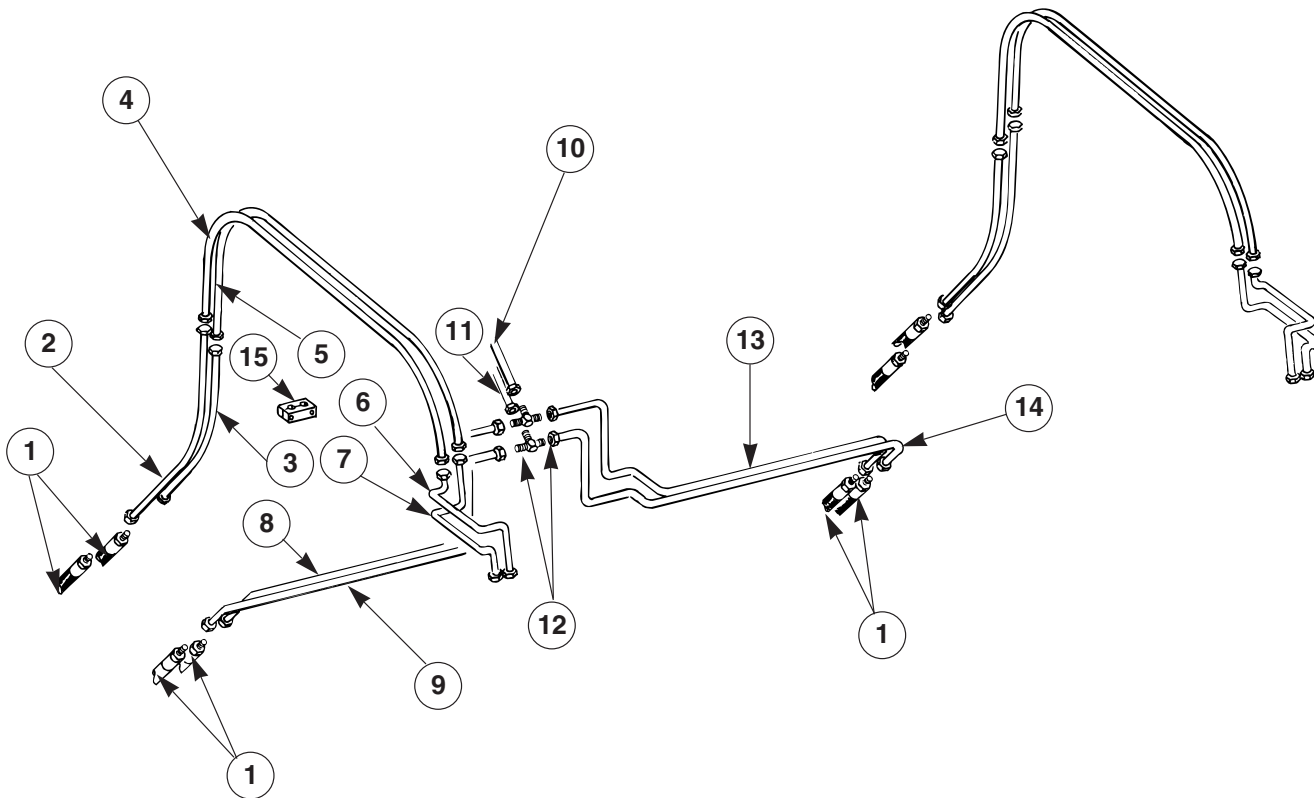
REF. NO	PART NO.	DESCRIPTION	QTY.
1	305675	TUBE, top door	1
2	305666	TUBE, tailgate	1
3	209405	TUBE, lift arms (with sliding top door)	1
	306079	TUBE, lift arms (with hinged top door)	1
4	103136	CONNECTOR	3
5		VALVE, control (See valve section)	1
6	103135	CONNECTOR	2
7	205215	CONNECTOR	1
	204902	SCREW, set, orifice	1
8	209404	TUBE, lift arms (with sliding top door)	1
	306080	TUBE, lift arms (with hinged top door)	1
9	305667	TUBE, tailgate	1
10	305674	TUBE, top door	1

TUBING, PACK & DUMP VALVE



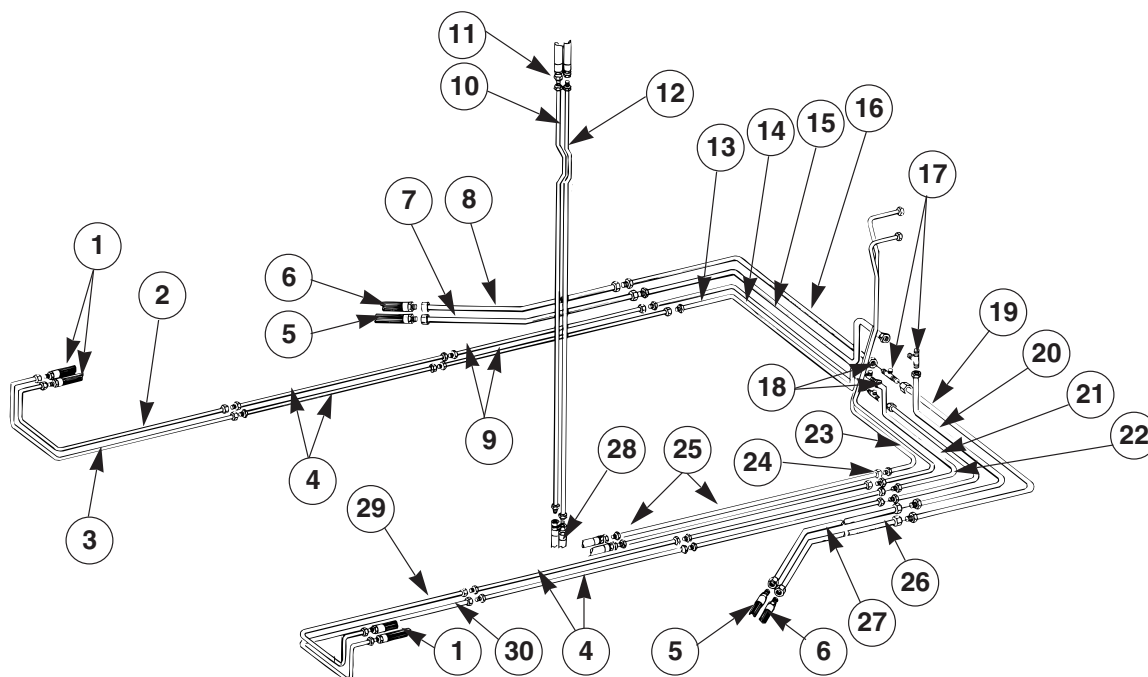
REF. NO	PART NO.	DESCRIPTION	QTY.
1	305702	TUBE	1
2	104863	CONNECTOR	1
3	306589	VALVE, dump	1
4	103133	CONNECTOR	2
5	108376	HOSE	2
6	209360	TUBE	1
7	108375	HOSE	2
8	204011	TEE, union	1
9	103134	CONNECTOR	2
10	305679	TUBE	1
11	16119	ELBOW	1
12		VALVE, control (See valve section)	1
13	105519	ELBOW	1
	103275	COUPLING, diagnostic	1
	2104-0029A	CAP, dust	1
	104869	PLUG	1
14	305867	TUBE	1
15	206058	TUBE	1
16	104667	SWIVEL	2
17	102719	ELBOW	2
18	104054	SWIVEL	2
19	17652	ELBOW	2
20	103132	ELBOW	1
21	108377	HOSE	1
22	103134	CONNECTOR	1

TUBING, LIFT ARM



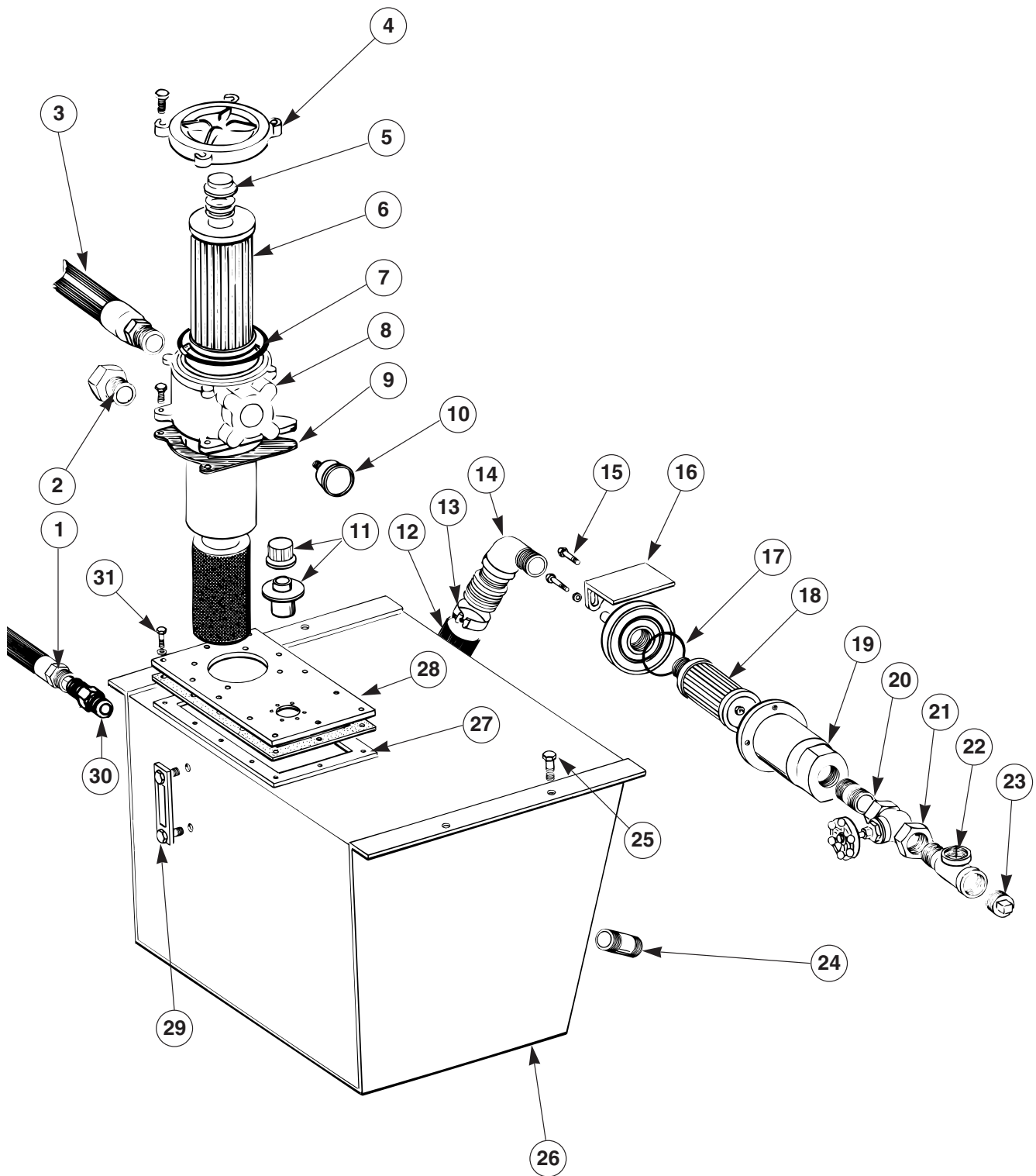
REF. NO	PART NO.	DESCRIPTION	QTY.
1	107080	HOSE	4
2	305269	TUBE, outside	2
3	305268	TUBE, inside	2
4	305271	TUBE, outside	2
5	305270	TUBE, inside	2
6	305272	TUBE, right side	2
7	305375	TUBE, left side	2
8	305690	TUBE	1
9	305692	TUBE	1
10	305666	TUBE	1
11	305667	TUBE	1
12	103126	TEE	2
13	305691	TUBE	1
14	305693	TUBE	1
15	209657-02	CUSHION, twin tube	16
	100268-01	PLATE, mounting	16

TUBING, UNDER BODY



REF. NO	PART NO.	DESCRIPTION	QTY.
1	108315	HOSE, tailgate	4
2	402875	TUBE, tailgate	1
3	302735	TUBE, tailgate	1
4	206043	TUBE, tailgate, long wheel base	4
	208625	TUBE, tailgate, short wheel base	4
5	108317	HOSE, lift arm	2
6	108309	HOSE, lift arm	2
7	303832	TUBE, lift arm	1
8	303830	TUBE, lift arm	1
9	206041	TUBE, lift arm	4
10	405231	TUBE, sliding top door, rod end	1
	406374	TUBE, hinged top door	1
11	108919	HOSE, sliding top door	2
	107579	HOSE, hinged top door	2
12	405230	TUBE, sliding top door, base end	1
	406375	TUBE, hinged top door	1
13	305685	TUBE, tailgate	1
14	305683	TUBE, tailgate	1
15	305701	TUBE, lift arm	1
16	305699	TUBE, lift arm	1
17	103127	TEE, union	2
18	103126	TEE, union	2
19	305698	TUBE, lift arm	1
20	305700	TUBE, lift arm	1
21	305682	TUBE, tailgate	1
22	305684	TUBE, tailgate	1
23	305674	TUBE, top door	1
24	305675	TUBE, top door	1
25	209037	TUBE, top door	2
26	303834	TUBE, lift arm	1
27	303828	TUBE, lift arm	1
28	210232	HOSE, top door	2
29	402877	TUBE, tailgate	1
30	402873	TUBE, tailgate	1

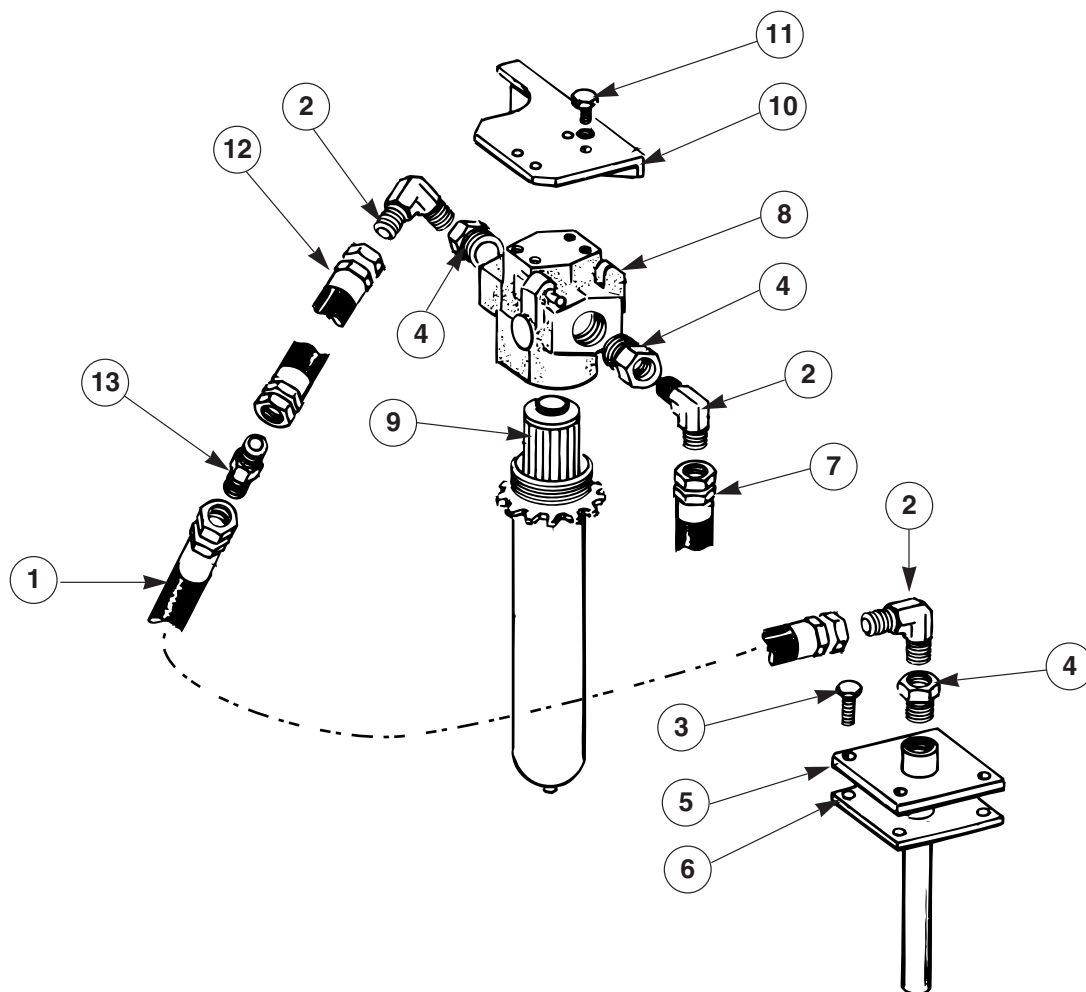
TANK ASSEMBLY



TANK ASSEMBLY

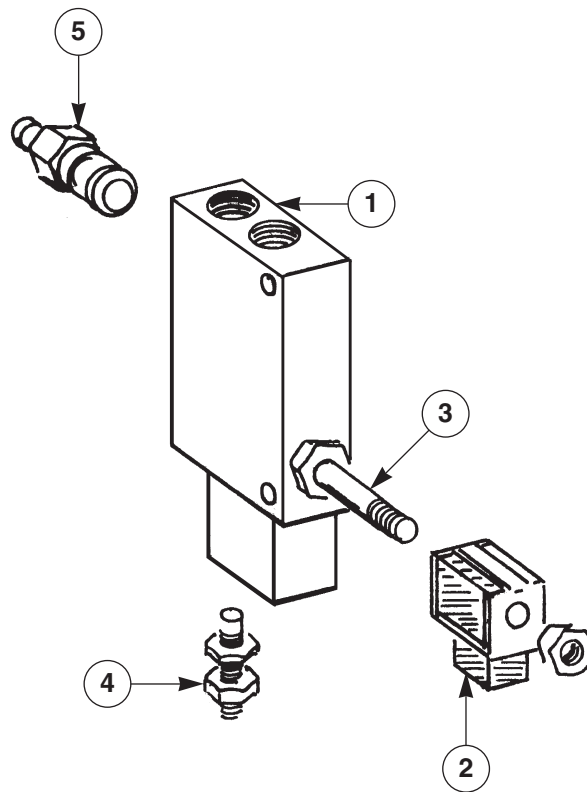
REF. NO	PART NO.	DESCRIPTION	QTY.
1	107069	HOSE	1
2	16122	CONNECTOR	1
3	107068	HOSE	1
4	104999	COVER, for cast aluminum filter housing	1
5	105000	BYPASS, assembly, for cast aluminum filter housing	1
6	601294	ELEMENT, filter, fits all filter housings	1
7	104998	O-RING, for cast aluminum filter housing	1
8	N/A	FILTER, assembly, cast aluminum (replaced by 601293)	1
	601293	FILTER, assembly, extruded steel (individual components not available)	1
9	104997	GASKET	1
10	105001	INDICATOR, filter	1
11	208727	BREATHER, assembly	1
12	@0132	HOSE, Suction 2" (order by length)	1
13	17913	CLAMP	1
14	@0031	ELBOW, 2" NPT	1
15	F0277	SCREW, cap, 3/8" x 1" UNC	2
16	209683	BRACKET	1
17	100941	O-RING	1
18	100942	ELEMENT, strainer	1
19	102784	STRAINER, in-line 2"	1
20	32359	NIPPLE	1
21	LF-1242	VALVE, gate	1
22	@0057	TEE, 2" street	1
23	@0109	PLUG, 2" magnetic	1
24	17409	NIPPLE	1
25	F0980	SCREW, cap 1/2" x 1 1/2" UNC	8
26	405154	WELDMENT, hydraulic reservoir	1
27	305214	GASKET	1
28	305213	COVER	1
29	39904	GAUGE, sight	1
30	103137	CONNECTOR	1
	406248-02	ASSEMBLY, hydraulic reservoir (Includes items 8, 11, 26-29)	1
31	F0258	CAPSCREW, 3/8" x 3/4" UNC	12
	F7875	WASHER, lock, 3/8"	12

SPIN - ON FILTER



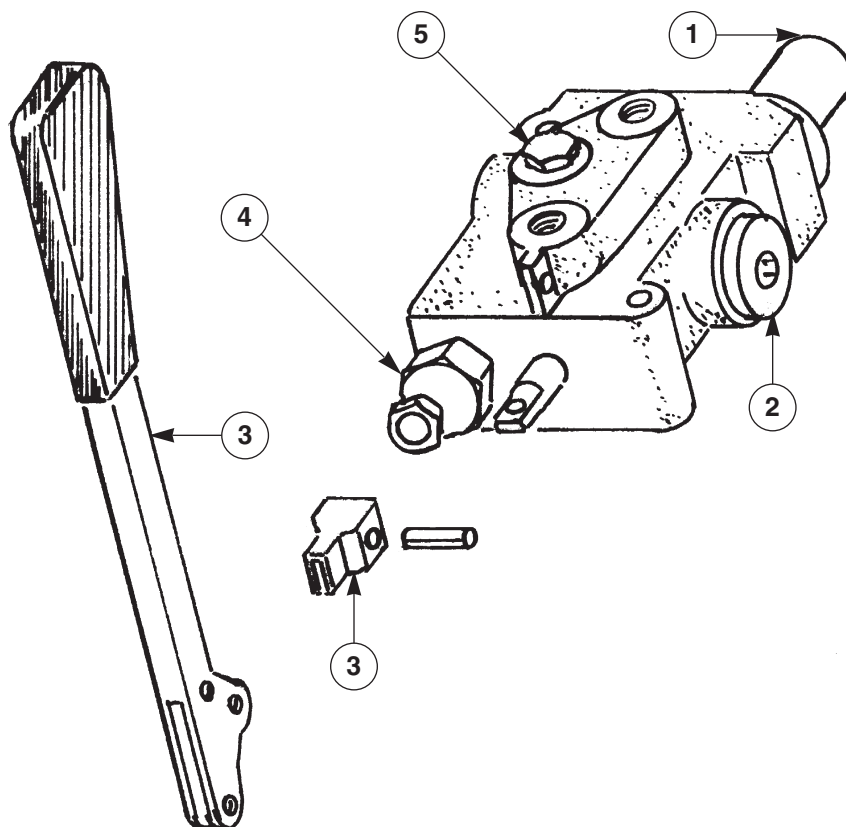
REF. NO	PART NO.	DESCRIPTION	QTY.
1	305866	TUBE	1
2	1358	ELBOW	3
3	F0270	SCREW, cap, $\frac{3}{8}$ " x $\frac{7}{8}$ " UNC	4
	F7875	WASHER, lock, $\frac{3}{8}$ "	4
4	@0090	BUSHING, reducer 1 $\frac{1}{4}$ " x 1 $\frac{1}{2}$ " NPT	3
5	204998	PLATE, tank	1
6	204999	GASKET, adapter	1
7	305867	TUBE	1
8	202274	ASSEMBLY, filter	1
9	101730	ELEMENT	1
10	303281	BRACKET	1
11	F0960	SCREW, cap $\frac{1}{2}$ " x 1 $\frac{1}{4}$ " UNC	4
	F7975	WASHER, lock, $\frac{1}{2}$ "	4
12	305865	TUBE	1
13	16123	CONNECTOR, union	1

POWER ON DEMAND VALVE



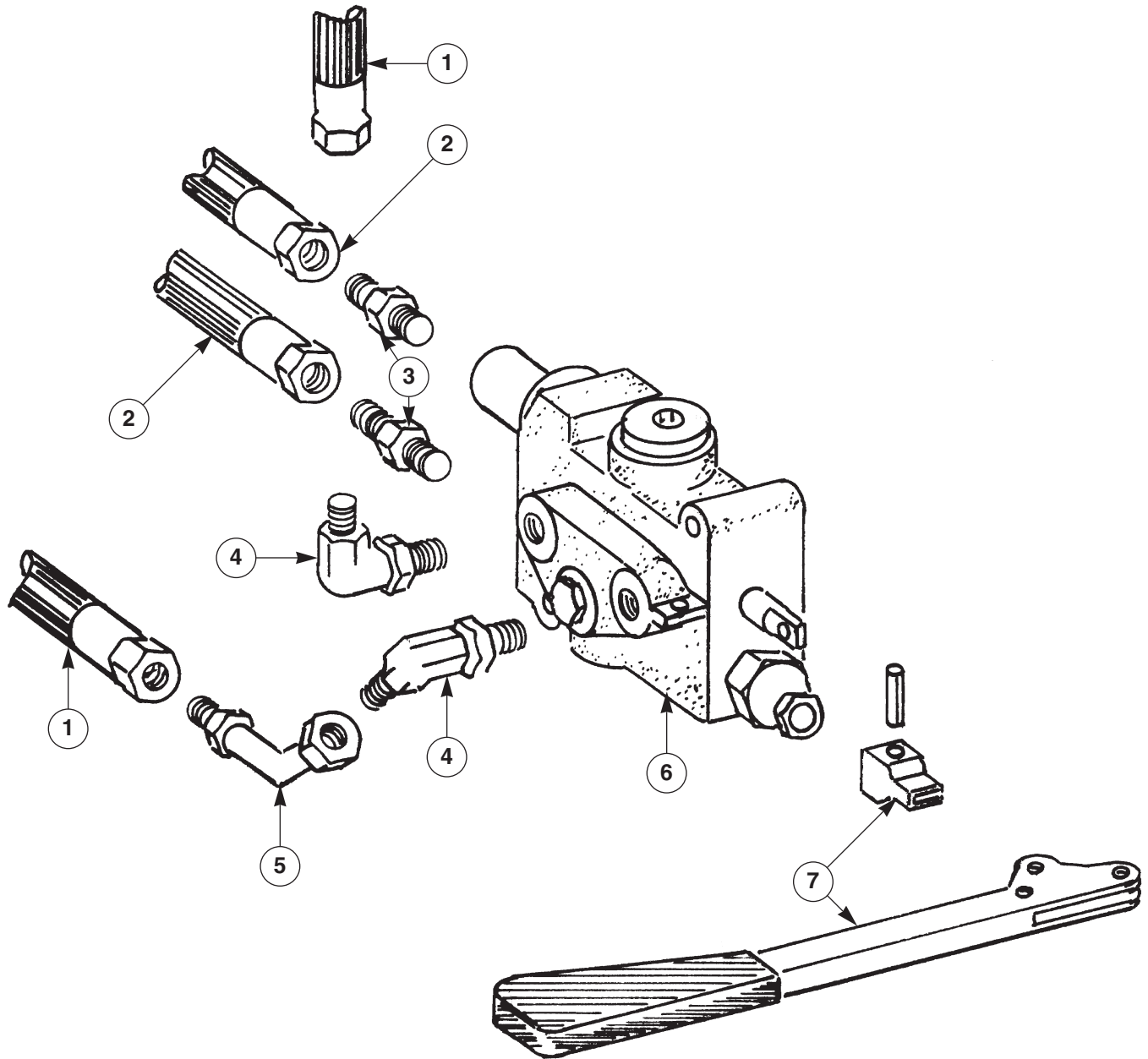
REF. NO	PART NO.	DESCRIPTION	QTY.
1	306510	VALVE, Power On Demand, 3.5 GPM (Tipper)	1
	306258	VALVE, Power On Demand, 2.5 GPM (Tipper)	1
	306511	VALVE, Power On Demand, 1.4 GPM (Tipper)	1
	306509	VALVE, Power On Demand, w/o relief (adjustable fork)	1
2	940097	COIL, Power On Demand	
3	940098	CARTRIDGE, Power On Demand, actuator	1
	940096	ASSEMBLY, Power On Demand, actuator (Includes items 2 & 3)	1
4	940101	PLUG, orifice, 3.5 GPM	1
	940100	PLUG, orifice, 2.5 GPM	1
	940099	PLUG, orifice, 1.4 GPM	1
	940095	CARTRIDGE, relief (Tipper only)	1
5	950042	KIT, seal	1

DIRECTIONAL CONTROL VALVE



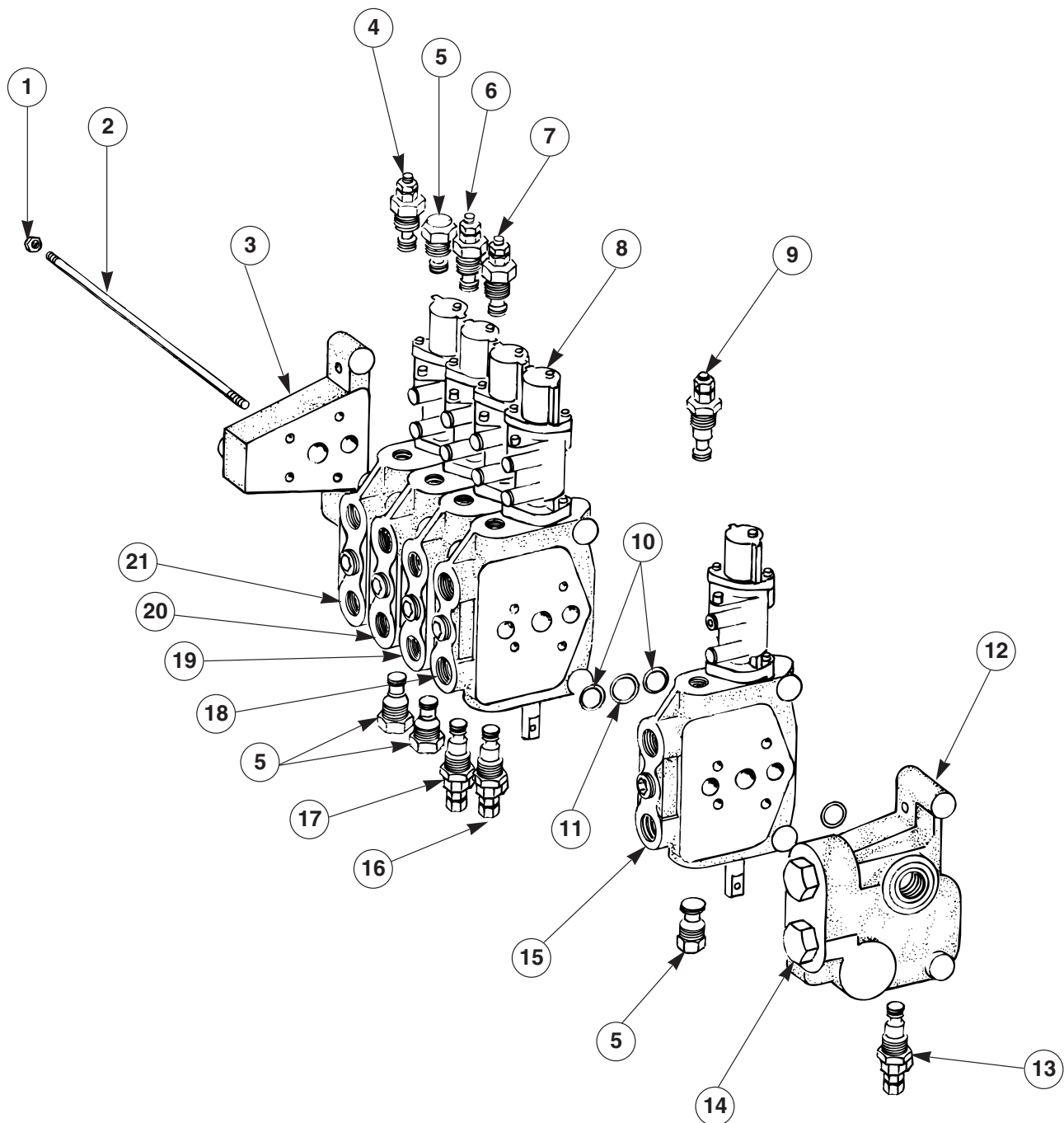
REF. NO	PART NO.	DESCRIPTION	QTY.
1	940102	ASSEMBLY, spring, centering	1
2	940103	PLUG	1
3	107112	HANDLE, assembly	1
4	940104	CARTRIDGE, relief	1
5	940105	LOAD CHECK	1
	830-00-001	KIT, seal	1
	950049	KIT, heavy duty seal conversion	1

ADJUSTABLE FORK CONTROL



REF. NO	PART NO.	DESCRIPTION	QTY.
1	107418	ASSEMBLY, hose	2
	108382	ASSEMBLY, hose, export	2
2	108601	ASSEMBLY, hose	2
	108602	ASSEMBLY, hose, export	2
3	102385	CONNECTOR	2
4	5614-0606	ELBOW	1
	5614-0806	ELBOW, export	1
5	5631-0006	ELBOW	1
	5631-0008	ELBOW, export	1
6	103335	ASSEMBLY, valve	1
7	107112	ASSEMBLY, handle	1

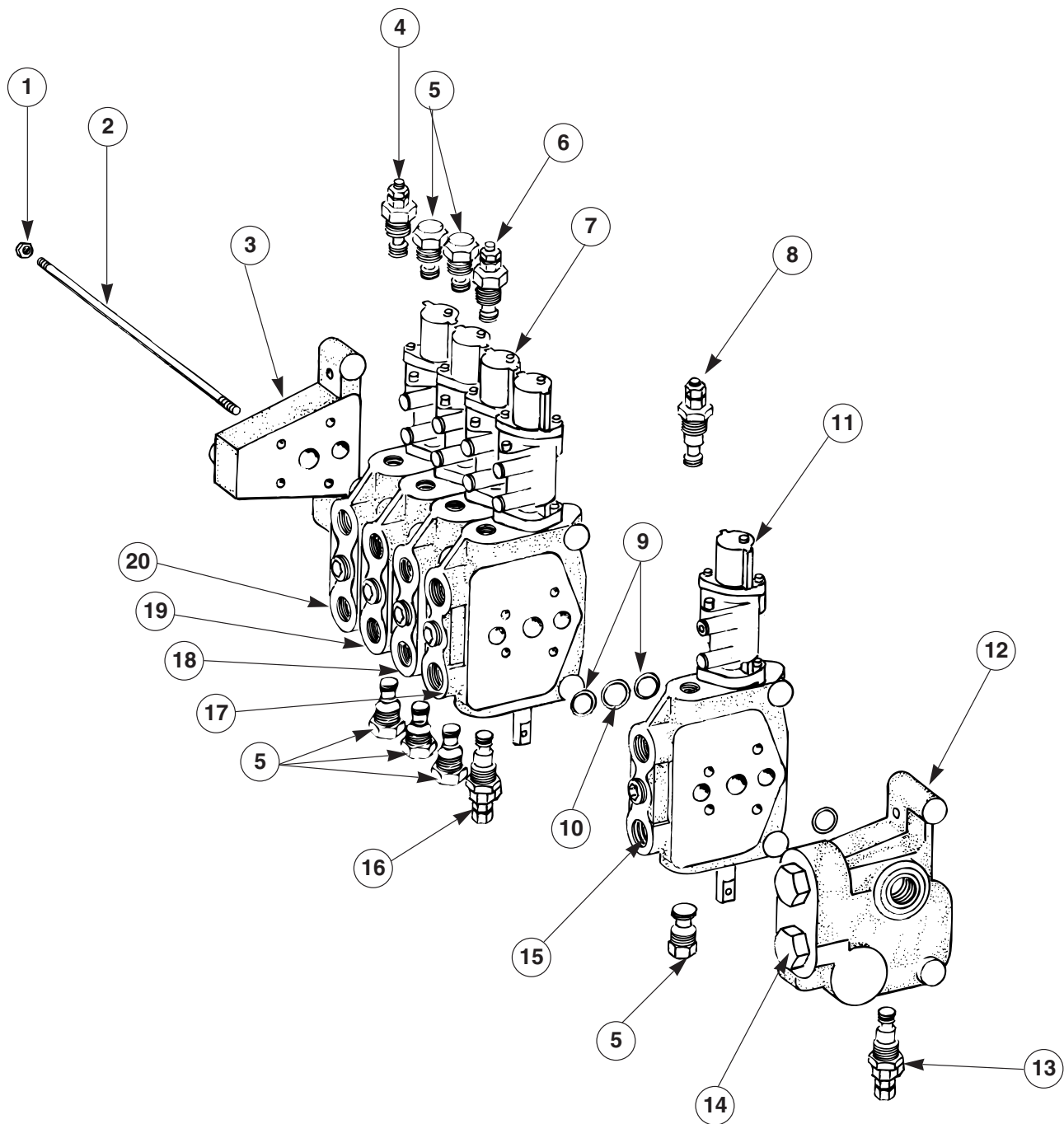
CONTROL VALVE, AIR, SLIDING TOP DOOR, 305150



CONTROL VALVE, AIR, SLIDING TOP DOOR, 305150

REF. NO	PART NO.	DESCRIPTION	QTY.
1	NSS	NUT, lock	4
2	NSS	ROD, threaded	4
3	107964	VALVE section, outlet	1
4	107963	CARTRIDGE, relief (packer extend)	1
5	107954	PLUG	4
6	107960	CARTRIDGE, relief (top door open)	1
7	108746	CARTRIDGE, relief (tailgate open)	1
8	107966	ACTUATOR, air	5
9	107953	CARTRIDGE, relief (lift arms up)	1
10	107971	O-RING, outer	12
11	107970	O-RING, center	6
12	107949	SECTION, inlet	1
13	107950	CARTRIDGE, relief (main)	1
14	107951	PLUG	1
15	107952	VALVE section, lift arm	1
16	107956	CARTRIDGE, relief (tailgate close)	1
17	107959	CARTRIDGE, relief (top door close)	1
18	107955	VALVE section, tailgate	1
19	107957	VALVE section, top door	1
20	107961	VALVE section, forks	1
21	107962	VALVE section, packer	1
	108653	KIT, tie rod (includes items 1-2)	1
		NSS = Not Sold Separately	

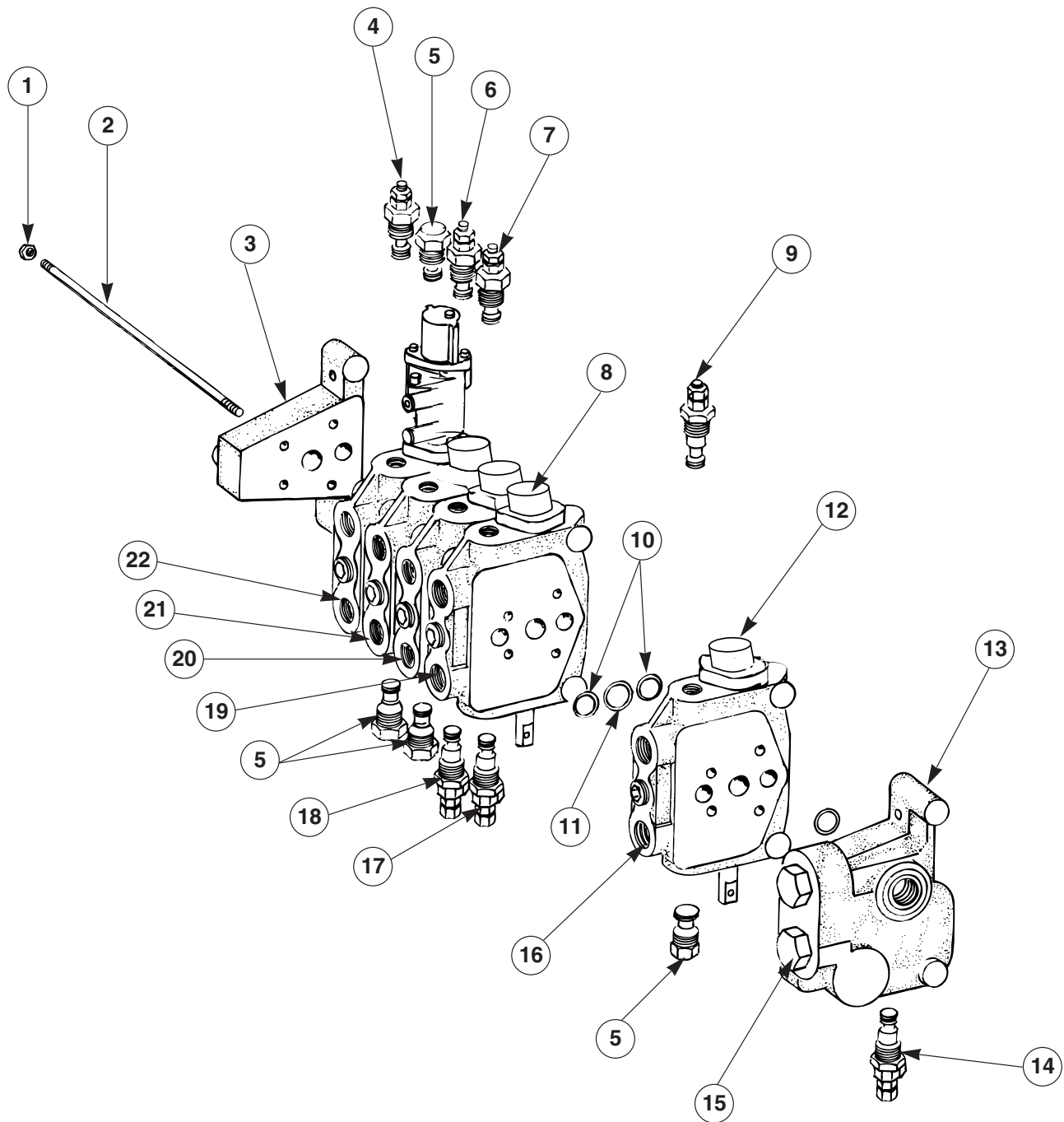
CONTROL VALVE, AIR, HINGED TOP DOOR, 305192



CONTROL VALVE, AIR, HINGED TOP DOOR, 305192

REF. NO	PART NO.	DESCRIPTION	QTY.
1	NSS	NUT, lock	4
2	NSS	ROD, threaded	4
3	940070	VALVE section, outlet	1
4	107963	CARTRIDGE, relief (packer extend)	1
5	940032	PLUG	6
6	108746	CARTRIDGE, relief (tailgate open)	1
7	107965	ACTUATOR, air, top door	1
8	107953	CARTRIDGE, relief (lift arm up)	1
9	107971	O-RING	12
10	107970	O-RING	6
11	107966	ACTUATOR, air	4
12	107949	VALVE section, inlet	1
13	107950	CARTRIDGE, relief (main)	1
14	940056	PLUG	1
15	107952	VALVE section, lift arm	1
16	107956	CARTRIDGE, relief (tailgate close)	1
17	107955	VALVE section, tailgate	1
18	107958	VALVE section, top door	1
19	107961	VALVE section, forks	1
20	107962	VALVE section, packer	1
	108653	KIT, tie rod (includes items 1-2)	1
		NSS = Not Sold Separately	

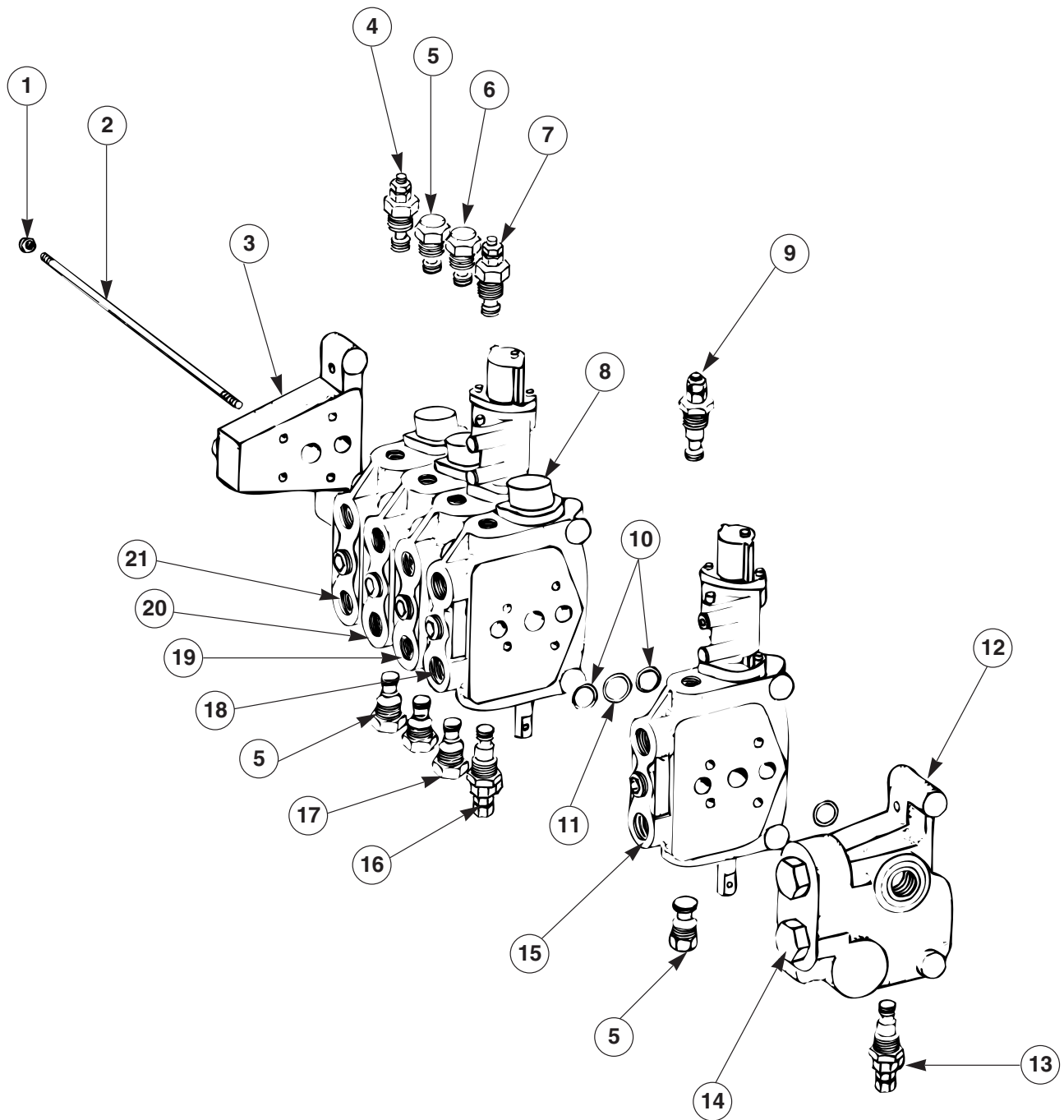
4 LEVER CABLE CONTROL, SLIDING TOP DOOR, AUTO PACK, 306106



4 LEVER CABLE CONTROL, SLIDING TOP DOOR, AUTO PACK, 306106

REF. NO	PART NO.	DESCRIPTION	QTY.
1	NSS	NUT, lock	4
2	NSS	ROD, threaded	4
3	107964	VALVE section, outlet	1
4	107963	CARTRIDGE, relief (packer extend)	1
5	107954	PLUG	4
6	107960	CARTRIDGE, relief (top door open)	1
7	108746	CARTRIDGE, relief (tailgate open)	1
8	107967	BONNET	4
9	107953	CARTRIDGE, relief (lift arm up)	1
10	107971	O-RING	12
11	107970	O-RING	6
12	107966	ACTUATOR, air	1
13	107949	VALVE section, inlet	1
14	107950	CARTRIDGE, relief (main)	1
15	107951	PLUG	1
16	107952	VALVE section (lift arm)	1
17	107956	CARTRIDGE, relief (tailgate close)	1
18	107959	CARTRIDGE, relief (top door close)	1
19	107955	VALVE section (tailgate)	1
20	107957	VALVE section (top door)	1
21	107961	VALVE section (forks)	1
22	107962	VALVE section (packer)	1
	108653	KIT, tie rod (includes items 1-2)	1
		NSS = Not Sold Separately	

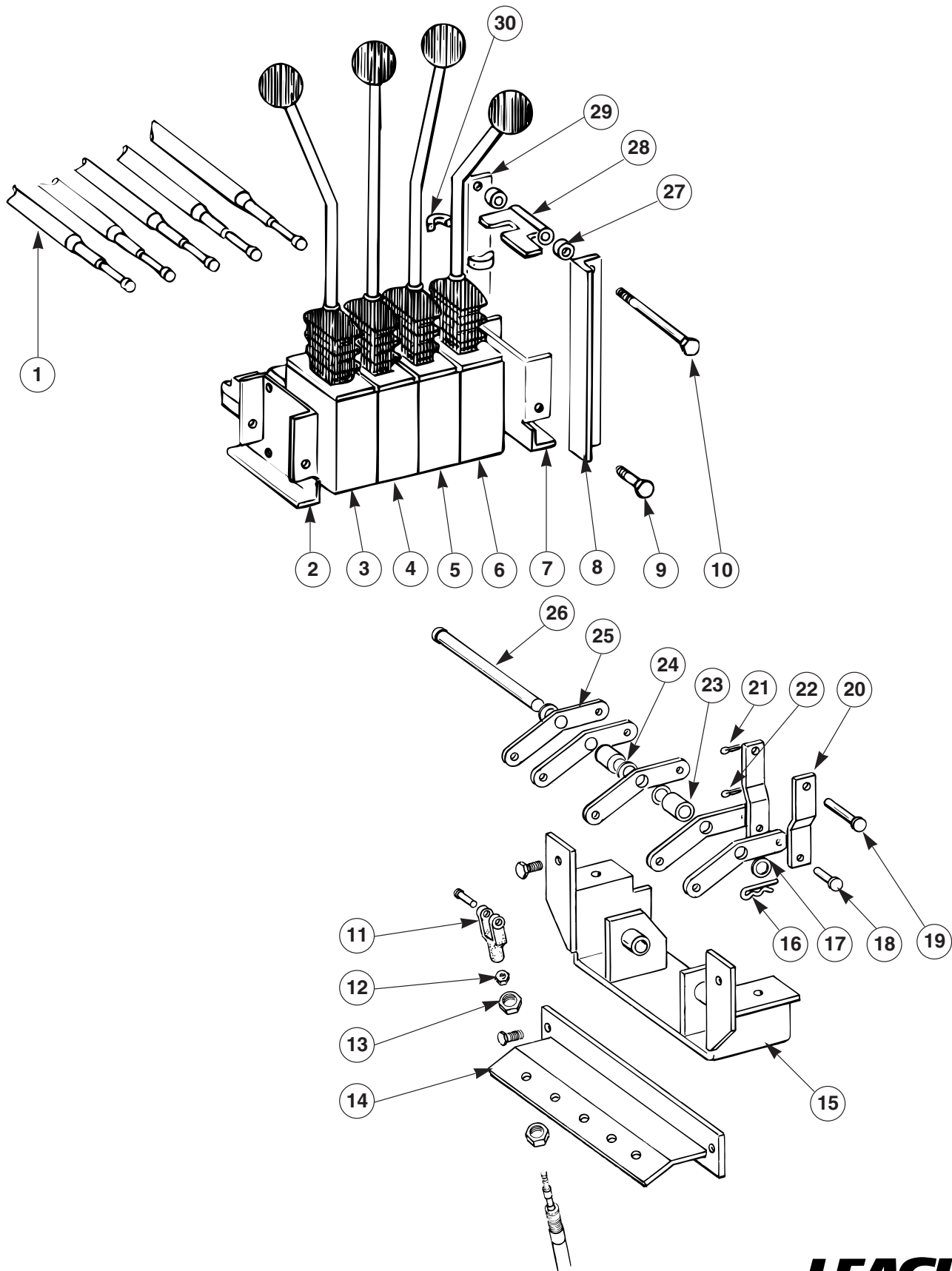
3 LEVER CABLE CONTROL, HINGED TOP DOOR, AUTO PACK, 306041



3 LEVER CABLE CONTROL, HINGED TOP DOOR, AUTO PACK, 306041

REF. NO	PART NO.	DESCRIPTION	QTY.
1	NSS	NUT, lock	4
2	NSS	ROD, threaded	4
3	940070	VALVE section, outlet	1
4	107963	CARTRIDGE, relief (packer extend)	1
5	940032	PLUG	6
6	108746	CARTRIDGE, relief (tailgate open)	1
7	107965	ACTUATOR, air, top door	1
8	107967	BONNET	3
9	107953	CARTRIDGE, relief (lift arm up)	1
10	107971	O-RING	12
11	107970	O-RING	6
12	107966	ACTUATOR, air	1
13	107949	VALVE section, inlet	1
14	107950	CARTRIDGE, relief (main)	1
15	940056	PLUG	1
16	107952	VALVE section, lift arm	1
17	107956	CARTRIDGE, relief (tailgate close)	1
18	107955	VALVE section (tailgate)	1
19	107958	VALVE section (top door)	1
20	107961	VALVE section (forks)	1
	108653	KIT, tie rod (includes 1-2)	1
		NSS = Not Sold Separately	

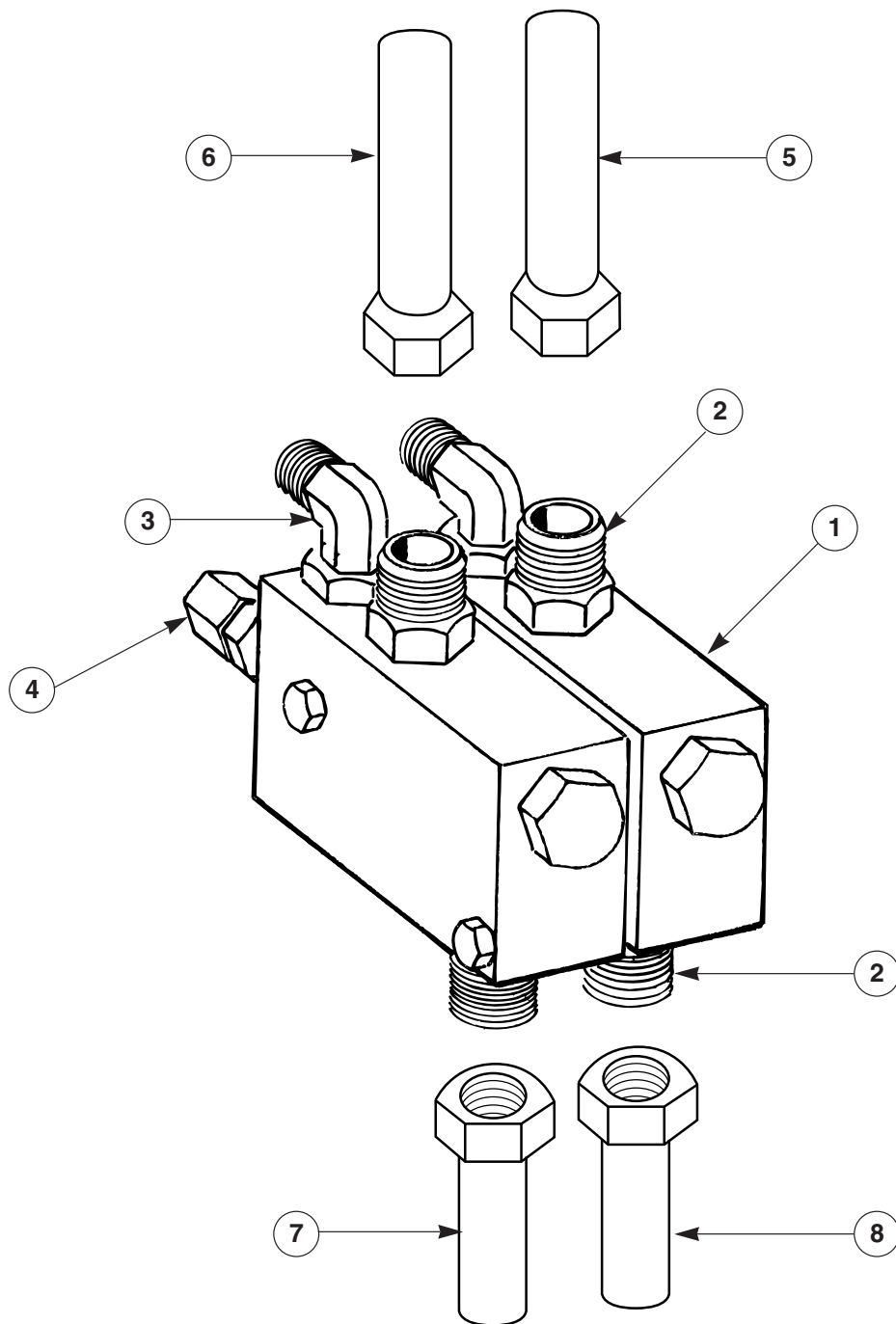
4 LEVER CABLE CONTROL WITH AUTO PACK

**LEACH®**

4 LEVER CABLE CONTROL WITH AUTO PACK

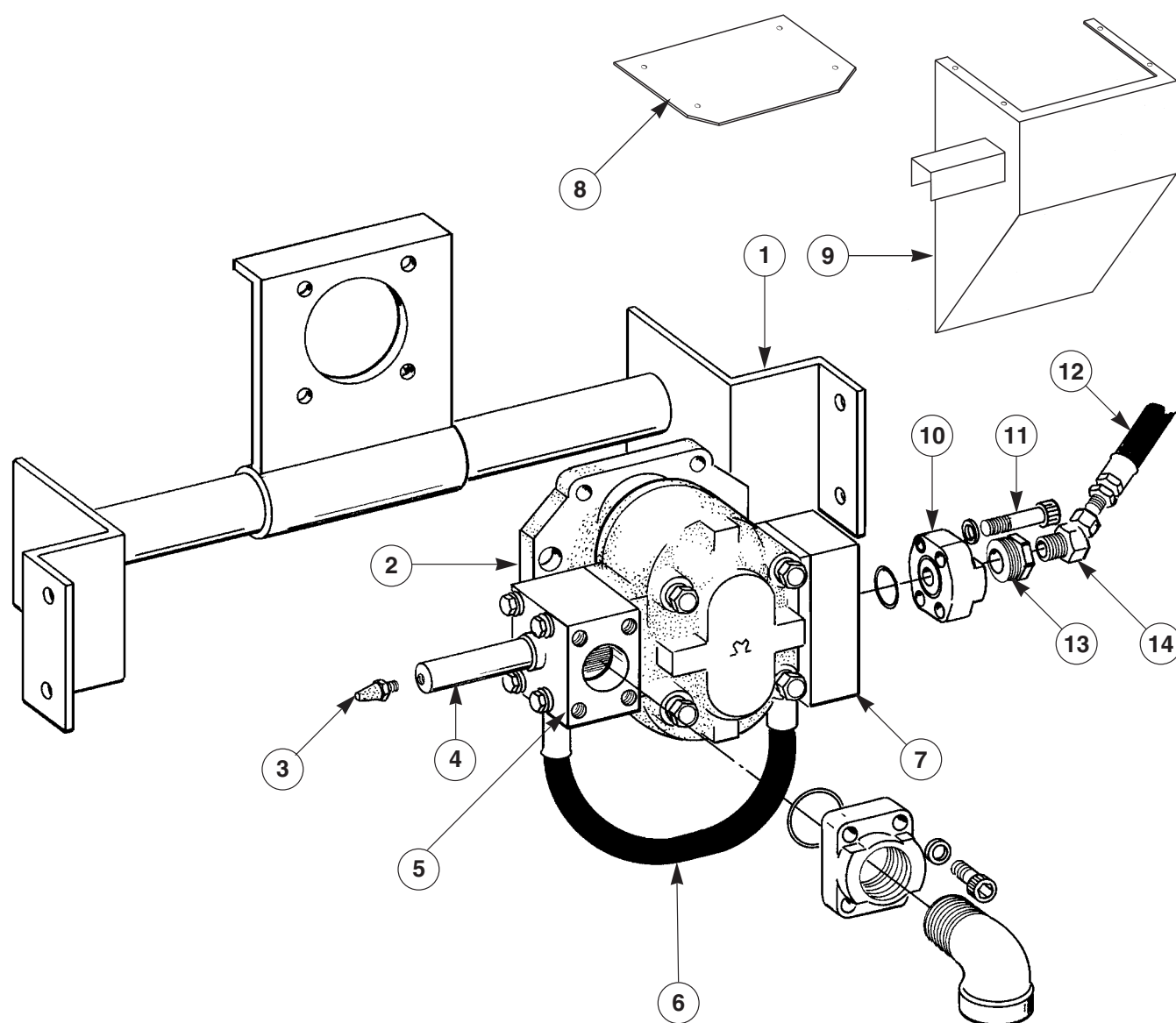
REF. NO	PART NO.	DESCRIPTION	QTY.
1	103690	ASSEMBLY, cable	4
2	105229	BRACKET, side	1
3	105224	ASSEMBLY, control lever	1
4	105223	ASSEMBLY, control lever	1
5	105225	ASSEMBLY, control lever	1
6	105227	ASSEMBLY, control lever	1
7	105228	BRACKET, side	1
8	204716	ANGLE	1
9	F0080	SCREW, cap, $\frac{5}{16}$ " x $\frac{3}{4}$ " UNC	2
10	F0223	SCREW, cap, $\frac{5}{16}$ " x $4\frac{1}{2}$ " UNC	1
11	38829	YOKE, w/pin and cotter	5
12	F2850	NUT, $\frac{5}{16}$ " UNC	8
13	F0258	SCREW, cap, $\frac{3}{8}$ " x $\frac{3}{4}$ " UNC	2
14	104793	BAR, mounting, cable	1
	F0980	SCREW, cap, $\frac{1}{2}$ " x $1\frac{1}{2}$ " UNC	3
	F3325	NUT, nylock, $\frac{1}{2}$ " UNC	3
15	303947	BRACKET, linkage	1
16	2352-0001A	PIN, hair	1
17	104808	SPACER	1
18	17541	PIN, clevis, $\frac{5}{16}$ "	5
19	103654	PIN, clevis, $\frac{1}{2}$ "	5
20	104785	PLATE	10
21	F6725	PIN, cotter, $\frac{1}{8}$ " x $\frac{3}{4}$ "	5
22	F6675	PIN, cotter, $\frac{3}{32}$ " x $\frac{1}{2}$ "	5
23	103635	SPACER	2
24	103665	WASHER, spring	4
25	104790	ASSEMBLY, link	5
26	204641	PIN, pivot	1
27	2132-0005A	COLLAR, set, $\frac{5}{16}$ "	2
28	103683	LATCH	1
29	204717	ANGLE	1
30	103680	COLLAR, clamp	1

SEQUENCE VALVE, 206141



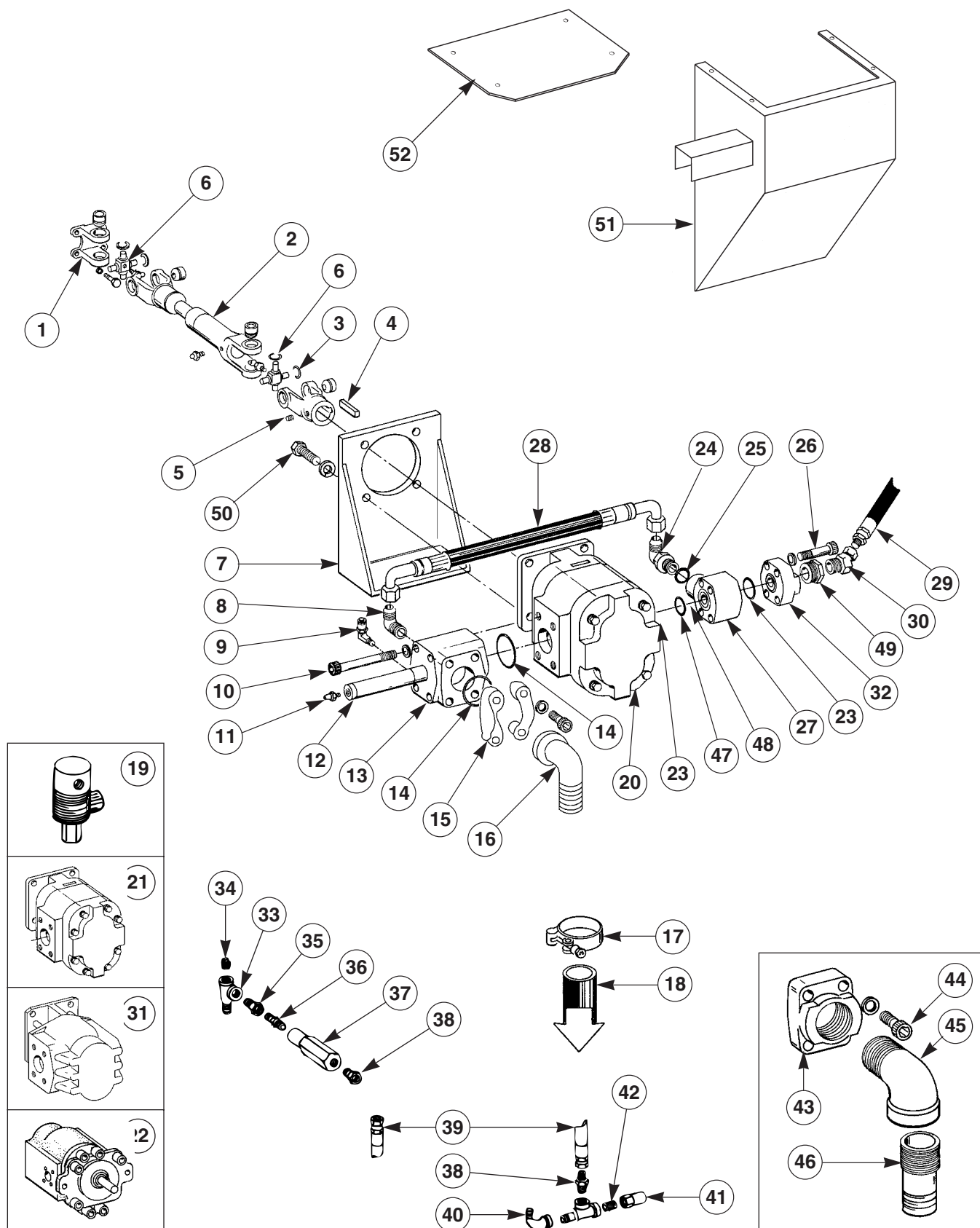
REF. NO	PART NO.	DESCRIPTION	QTY.
1	209870	VALVE, sequence	2
2	103135	CONNECTOR	4
3	100105	CONNECTOR	2
4	105218	CARTRIDGE, sequence	2
5	306080	TUBE	1
6	305854	TUBE	1
7	305855	TUBE	1
8	305856	TUBE	1

FRONT PUMP (MUNCIE)



REF. NO	PART NO.	DESCRIPTION	QTY.
1	38150	WELDMENT, Pump Support	1
2	103075	PUMP, Muncie, Counter-Clockwise	1
3	39996	MUFFLER	1
4	103076	CYLINDER, Air	1
5	103077	VALVE, Dry	1
6	41058	KIT, Dry Valve (Includes Items 5-6)	1
7	103078	VALVE, Flow Regulator	1
8	202836	COVER, Pump Guard	1
9	301867	WELDMENT, Pump Guard	1
10	37192	ADAPTER, 1 $\frac{1}{4}$ "	2
11	F5975	SCREW, Cap, Socket Head, $\frac{7}{16}$ " x 4" UNC	4
12	P-20-257	HOSE	1
13	15697	CONNECTOR	1
14	17407	FITTING, Swivel	1
	104588	ASSEMBLY, Pump (Includes Items 2-7)	1

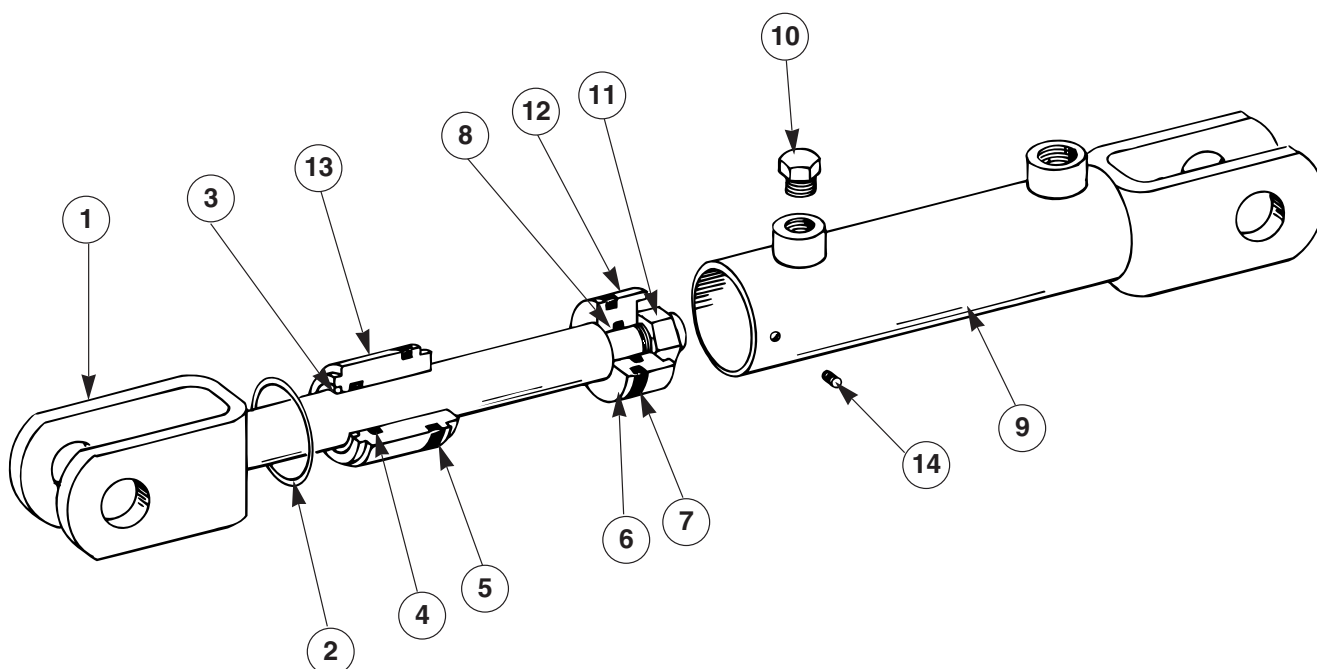
PUMP, DRY VALVE, TYPICAL

**LEACH®**

PUMP, DRY VALVE, TYPICAL

REF. NO	PART NO.	DESCRIPTION	QTY.
1	100004	FLANGE Yoke, 2 $\frac{3}{4}$ " Pilot, $\frac{7}{16}$ " Capscrews	1
	100003	FLANGE Yoke, 2 $\frac{3}{8}$ " Pilot, $\frac{3}{8}$ " Capscrews	1
2	36717	SHAFT, Drive	As Req.
3	100002	END, Yoke	1
	300108	ASSEMBLY, Drive Shaft ($\frac{3}{8}$ " Bolts)	1
	300109	ASSEMBLY, Drive Shaft ($\frac{7}{16}$ " Bolts)	1
4	@0139	KEY, $\frac{5}{16}$ "	1
5	F4730	SCREW, Set, Socket Head, $\frac{3}{8}$ " x $\frac{3}{8}$ " UNC	1
6	100210	JOURNAL and Bearing Kit	2
	F7975	WASHER, Lock, $\frac{1}{2}$ "	4
7	18400	BRACKET, Pump Mounting, Typical	As Req.
8	1356	ELBOW	1
9	100046	ELBOW, Tubing Connector	1
10	F1250	SCREW, Cap, $\frac{1}{2}$ " x 4" UNC	4
11	39996	MUFFLER	1
12	25952	CYLINDER, Dry Valve, Air	1
13	35753	VALVE, Dry (Includes Item 12)	1
14	39614	O-RING, Dry Valve Flange	2
15	101240	KIT, Flange	1
16	101242	ELBOW, Flange	1
17	16249	CLAMP, Hose	1
18	@0132	HOSE, 2" Suction	As Req.
19	105631	VALVE, Air Solenoid (N.O.)	1
20	102400	PUMP, Commercial, Counter-Clockwise	1
21	40666	PUMP, Commercial, Counter-Clockwise	1
22	204071	PUMP, Leach, Counter-Clockwise, Rotation	1
23	16927	O-RING, Pump To Flow Regulator	2
24	31291	ELBOW	1
25	N/A	O-RING, Elbow, (Included With Item 24)	
26	F5975	SCREW, Cap, Socket Head, $\frac{7}{16}$ " x 4" UNC	4
27	38148	VALVE, Flow, Regulator	1
28	35755	HOSE, Dry Valve	1
	41058	KIT, Dry Valve Assembly, (Includes Items 8, 10, 13 & 24-28)	
29	P-20-257	HOSE	1
30	17407	FITTING, Swivel	1
31	37108	PUMP, Tyrone (optional)	1
	37061	PUMP, Tyrone, (includes Dry Valve Kit 41058)	1
32	37192	ADAPTER, 1 $\frac{1}{4}$ "	1
33	102568	TEE Street, If Winch Installed	1
34	@0208	PLUG, Pipe Square Head, $\frac{1}{2}$ " (If Winch Installed)	1
35	@0183	ADAPTER, $\frac{3}{8}$ " To $\frac{1}{2}$ " (If Winch Installed)	1
36	41921	NIPPLE, Close $\frac{3}{8}$ " (If Winch Installed)	1
37	100211	VALVE, Flow Control (If Winch Installed)	1
38	103563	CONNECTOR (If Winch Installed)	2
39	103564	HOSE, Assembly (If Winch Installed)	1
40	204565	ELBOW 90° Tapped	1
41	100369	NIPPLE, Test	
42	102126	NIPPLE	
43	37193	ADAPTER, 2"	1
44	F1035	SCREW, Cap, $\frac{1}{2}$ " x 2" UNC	4
	F8000	WASHER, Lock, Hi-Collar $\frac{1}{2}$ "	8
45	@0031	ELBOW, Street 2" Pipe	1
46	SR-8580	ADAPTER	1
47	106569	SNAP, Ring	1
48	106570	SPRING	1
49	15697	CONNECTOR	1
50	F4730	SCREW, Set, Socket Head, $\frac{3}{8}$ " x $\frac{3}{8}$ " UNC	4
	F1035	SCREW, Cap, $\frac{1}{2}$ " x 2" UNC	4
51	301867	WELDMENT, Pump Guard	1
52	202836	COVER, Pump Guard	1

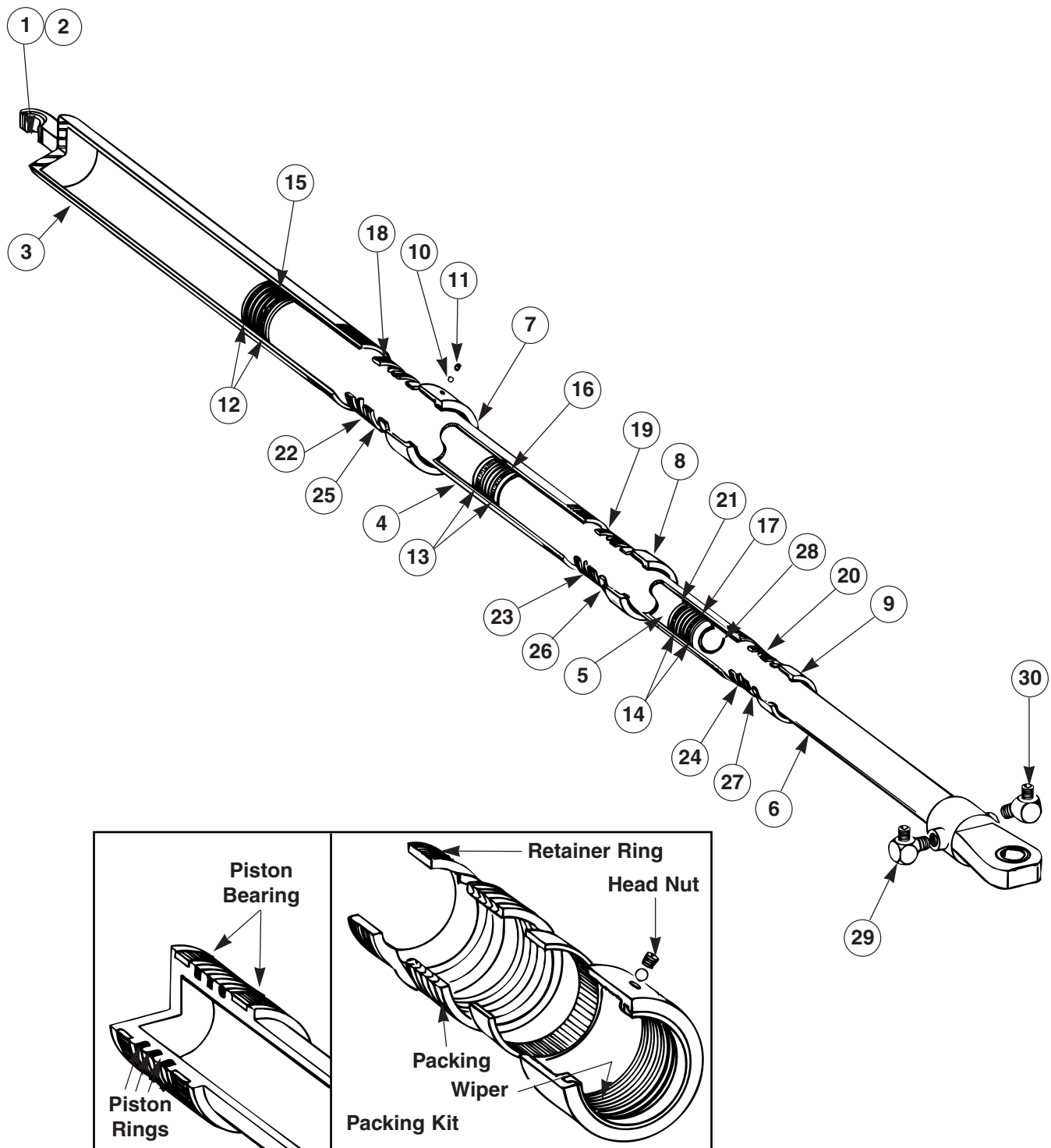
CYLINDER, CAB GUARD, 302514



REF. NO	PART NO.	DESCRIPTION	QTY.
1	105073	ROD, piston	1
2	105074	RING, retaining	1
3	105075	WIPER, rod	1
4	105076	O-RING	1
5	105077	O-RING	1
6	105078	RING, backup	1
7	105079	O-RING	1
8	105080	O-RING	1
9	105081	WELDMENT, case	1
10	105082	ASSEMBLY, breather	1
11	105083	NUT, lock	1
12	105084	PISTON	1
13	105085	GLAND, head	1
14	105086	SCREW, set	1
	105087	KIT, seal (Includes items 3 through 8)	
	302514	ASSEMBLY, cylinder, cab guard	

NOTE: See page VI for important cylinder identification information.

CYLINDER, PACKING/EJECTION

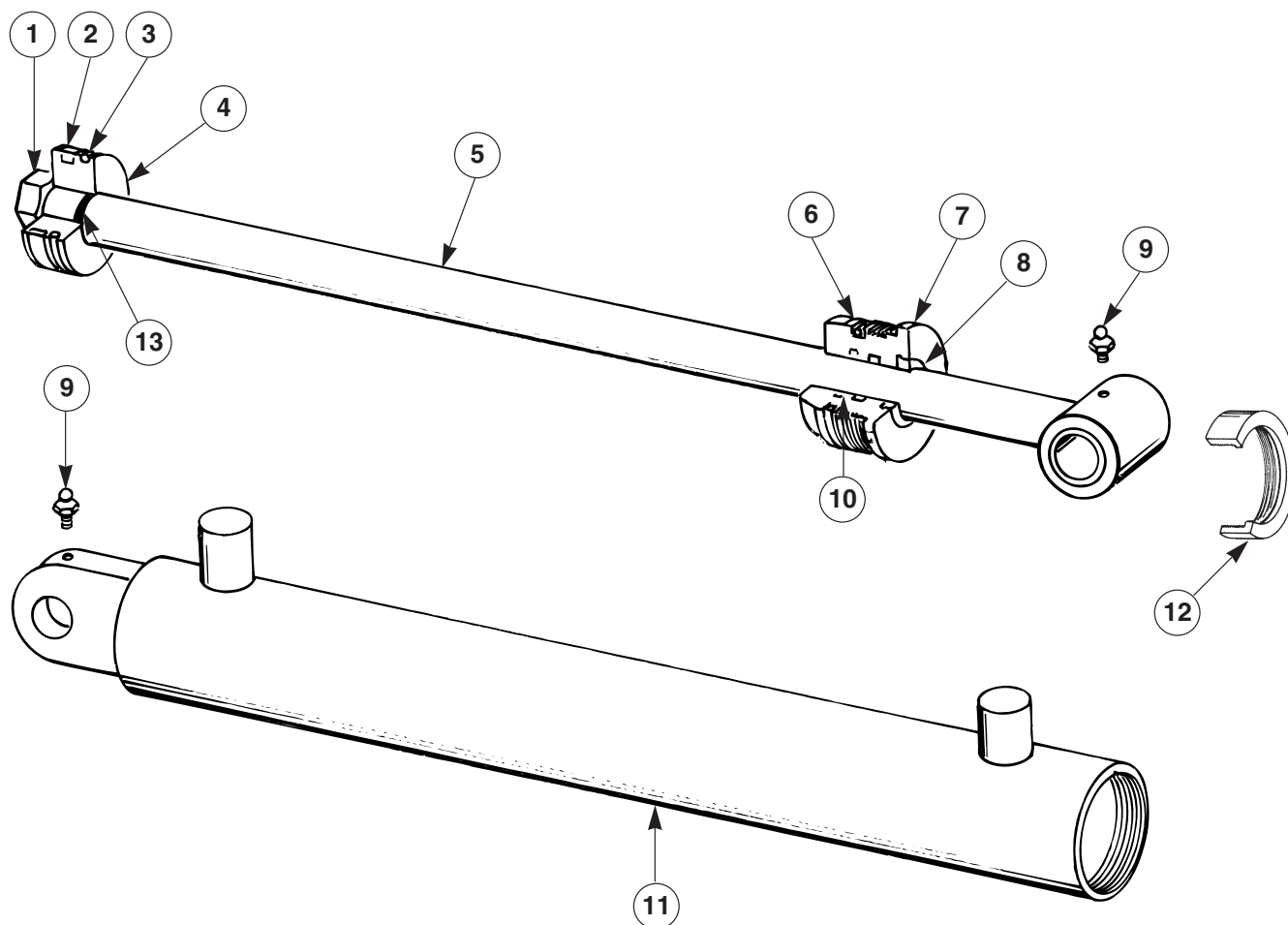


CYLINDER, PACKING/EJECTION

REF. NO	PART NO.	DESCRIPTION	QTY.
1	105035	BUSHING	2
2	105008	RING, retaining	2
3	105009	WELDMENT, case	1
4	105010	PLUNGER, 1st stage	1
5	105011	PLUNGER, 2nd stage	1
6	105012	PLUNGER, final stage	1
7	105013	NUT, hold head	1
8	105014	NUT, head, 1st stage	1
9	105015	NUT, head, 2nd stage	1
10	105016	BALL, nylon	3
11	105017	SCREW, set	3
12	105018	RING, guide, 1st stage	2
13	105019	RING, guide, 2nd stage	2
14	105020	RING, guide, final stage	2
15	105021	RING, piston, 1st stage	3
16	105022	RING, piston, 2nd stage	3
17	105023	RING, piston, final stage	3
18	105024	RING, retainer, 1st stage	1
19	105025	RING, retainer, 2nd stage	1
20	105026	RING, retainer, final stage	1
21	105027	PISTON, final stage	1
	108898	SPACER, short wheel base	1
22	105028	KIT, seal, 1st stage	1
23	105029	KIT, seal, 2nd stage	1
24	105030	KIT, seal, final stage	1
25	105031	RING, bearing, 1st stage	1
26	105032	RING, bearing, 2nd stage	1
27	105033	RING, bearing, final stage	1
28	105034	O-RING	1
		SPACER, short wheel base	1
	305688	ASSEMBLY, cylinder, 3 stage, long wheel base	
	305687	ASSEMBLY, cylinder, 3 stage, short wheel base	
29	17652	ELBOW	2
30	102719	ELBOW	2

NOTE: See page VI for important cylinder identification information.

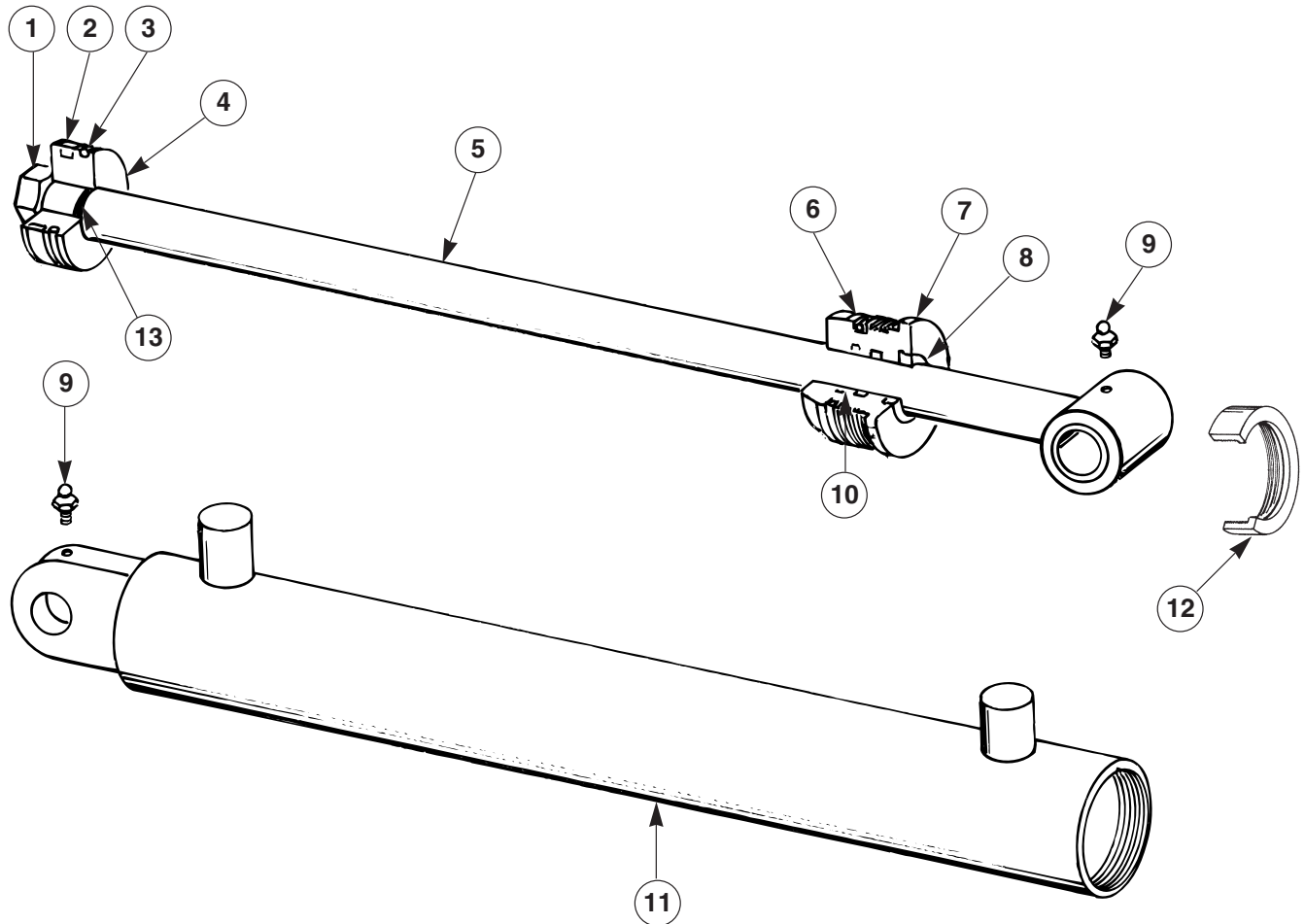
CYLINDER, FORK, COMMERCIAL, 307534



REF. NO	PART NO.	DESCRIPTION	QTY.
1	108909	NUT, lock	1
2	NSS	RING, wear	1
3	NSS	SEAL, piston	1
4	108910	PISTON	1
5	109176	ROD	1
6	NSS	O-RING	1
7	109177	GLAND, head	1
8	NSS	WIPER, rod	1
	109178	RETAINER, internal	1
9	16171	FITTING, grease	1
10	NSS	SEAL, rod	1
11	108907	WELDMENT, case	1
12	108913	RETAINER, gland	1
13	NSS	O-RING	1
	109179	KIT, seal (Includes items 2-3, 6, 8, 10, 12-14)	1
	307534	ASSEMBLY, cylinder, fork	1
NSS = Not Sold Separately			

LEACH®

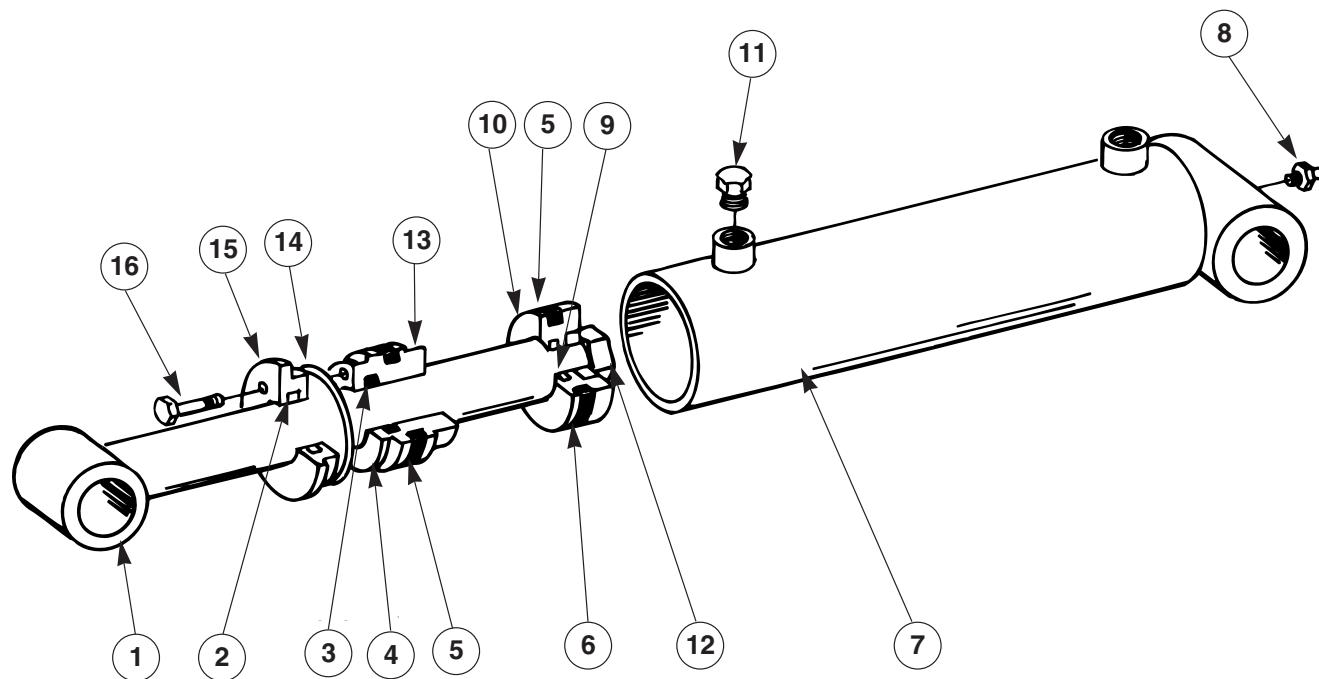
CYLINDER, FORK, RESIDENTIAL, 601131



REF. NO	PART NO.	DESCRIPTION	QTY.
1	108909	NUT, lock	1
2	NSS	RING, wear	1
3	NSS	SEAL, piston	1
4	108910	PISTON	1
5	109176	ROD	1
6	NSS	O-RING	1
7	109177	GLAND, head	1
8	NSS	WIPER, rod	1
	109178	RETAINER, internal	1
9	16171	FITTING, grease	1
10	NSS	SEAL, rod	1
11	601803	WELDMENT, case	1
12	108913	RETAINER, gland	1
13	NSS	O-RING	1
	109179	KIT, seal (Includes items 2-3, 6, 8, 10, 12-14)	1
	601131	ASSEMBLY, cylinder, fork	1
NSS = Not Sold Separately			

NOTE: See page VI for important cylinder identification information.

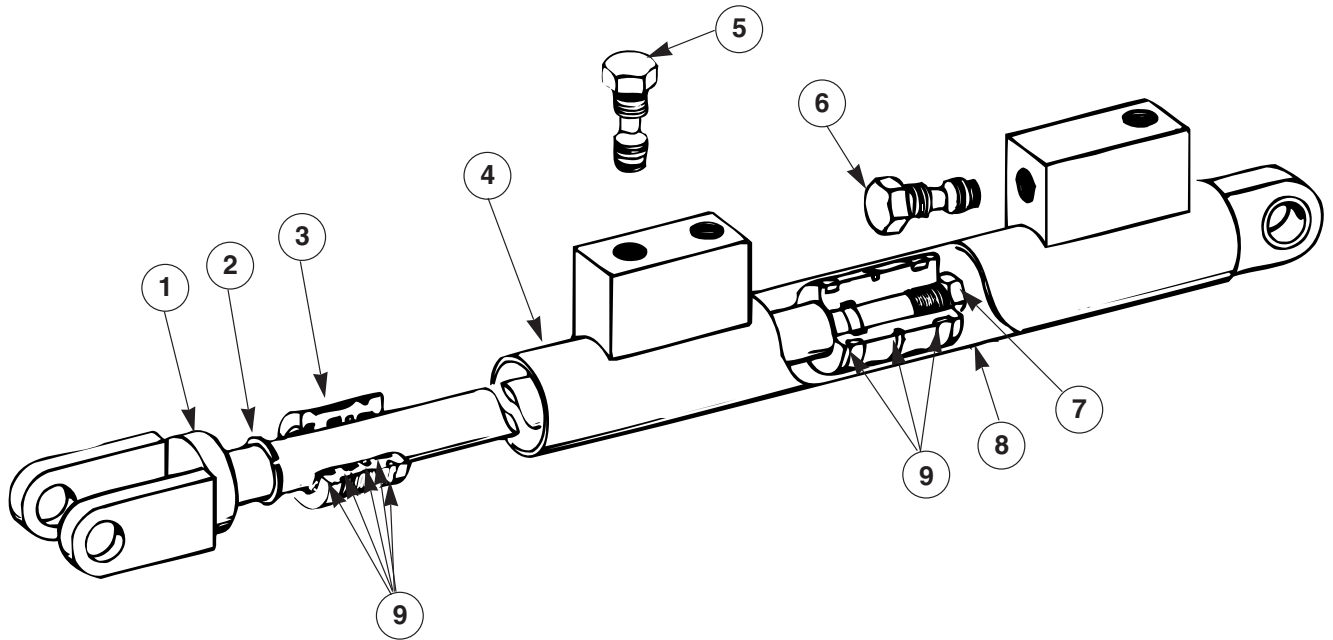
CYLINDER, BODY TILT, 302385



REF. NO	PART NO.	DESCRIPTION	QTY.
1	105088	ROD, piston	1
2	NSS	WIPER, rod	1
3	NSS	RING, backup	1
4	NSS	O-RING	1
5	NSS	O-RING	2
6	NSS	RING, backup	1
7	105094	WELDMENT, case	1
8	16170	FITTING, grease	1
9	NSS	O-RING	1
10	105096	PISTON	1
11	105082	ASSEMBLY, breather	1
12	105083	NUT, lock	1
13	105097	GLAND, head	1
14	105098	RING, retainer	1
15	105099	HEADCAP	1
16	105100	SCREW, cap	3
	105101	KIT, seal (Includes items 2-6, 9)	1
	302385	ASSEMBLY, cylinder, body tilt	1

LEACH®

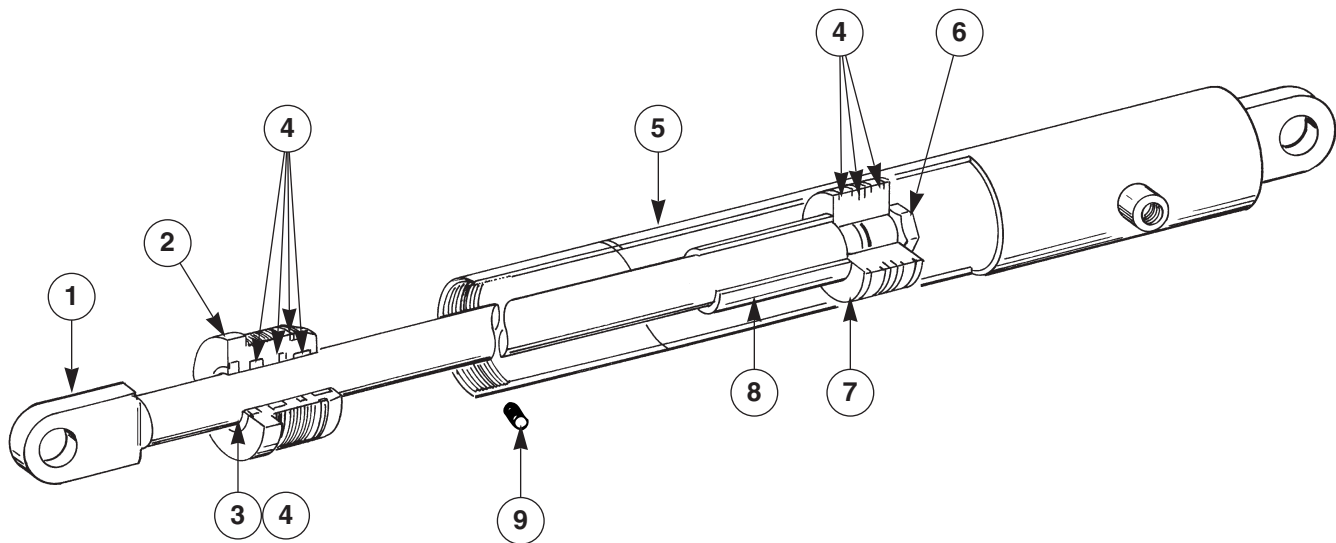
CYLINDER, TOP DOOR, HINGED, 306466



REF. NO	PART NO.	DESCRIPTION	QTY.
1	108938	ROD assembly	1
2	108940	RING-RETAINING	1
3	108939	GLAND	1
4	108937	BARREL assembly	1
5	5418-0008	PLUG, SAE #8	4
6	100106	PLUG, SAE #6	2
7	108942	NUT, jam, nylock	1
8	108941	PISTON	1
9	108946	KIT, seal	1
	306466	CYLINDER, top door, hinged	1

NOTE: See page VI for important cylinder identification information.

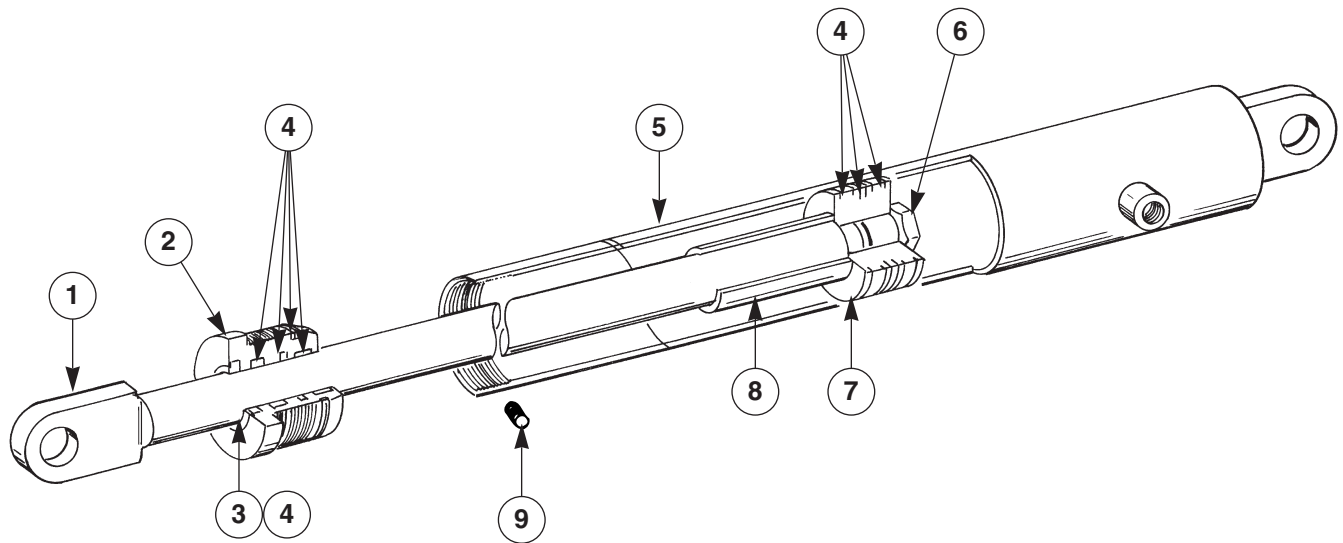
CYLINDER, TOP DOOR, SLIDING, SWB, 306811



REF. NO	PART NO.	DESCRIPTION	QTY.
1	108959	ROD	1
2	108960	GLAND, head	1
3	NSS	WIPER	1
4	108961	RING, retaining	1
5	108958	WELDMENT, case	1
6	108963	NUT, nylock	1
7	108962	PISTON	1
8	108966	SPACER	1
9	F4650	SCREW, set, 1/4"	1
	108965	KIT, seal	1

LEACH®

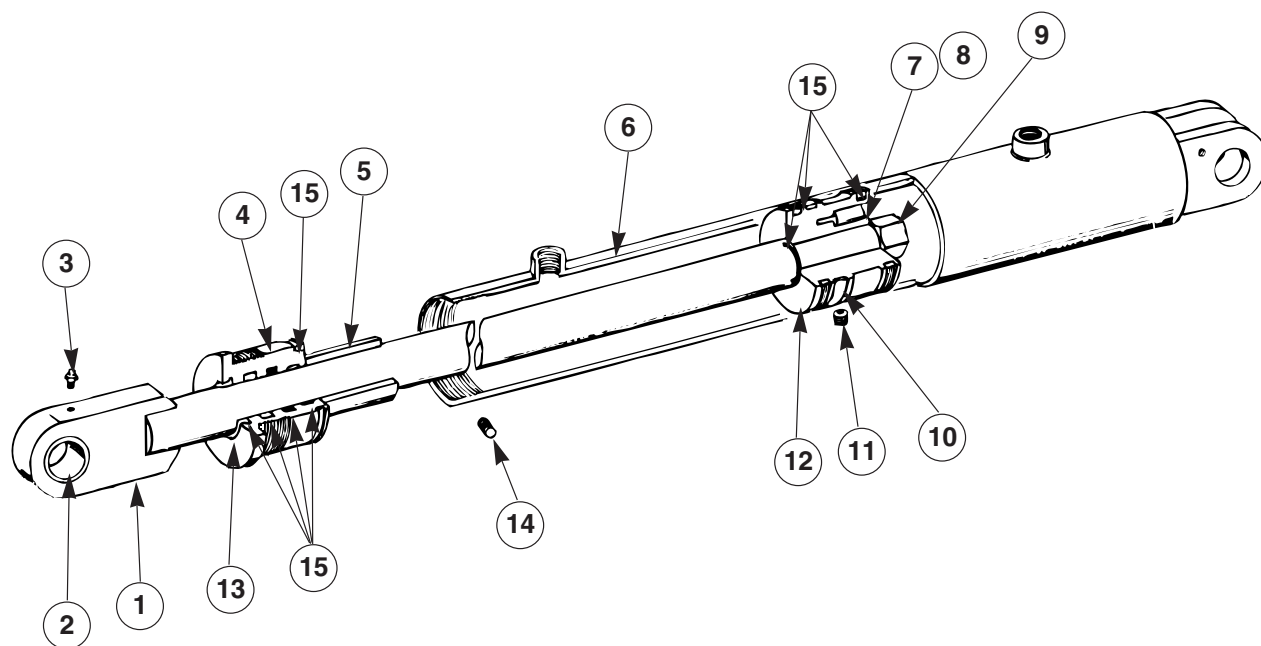
CYLINDER, TOP DOOR, SLIDING, LWB, 306462



REF. NO	PART NO.	DESCRIPTION	QTY.
1	108959	ROD	1
2	108960	GLAND, head	1
3	108961	RING retaining	1
4	108965	KIT, seal	1
5	108958	WELDMENT, case	1
6	108963	NUT, nylock	1
7	108962	PISTON	1
8	108964	SPACER	1
9	F4650	SCREW, set, 1/4"	1

NOTE: See page VI for important cylinder identification information.

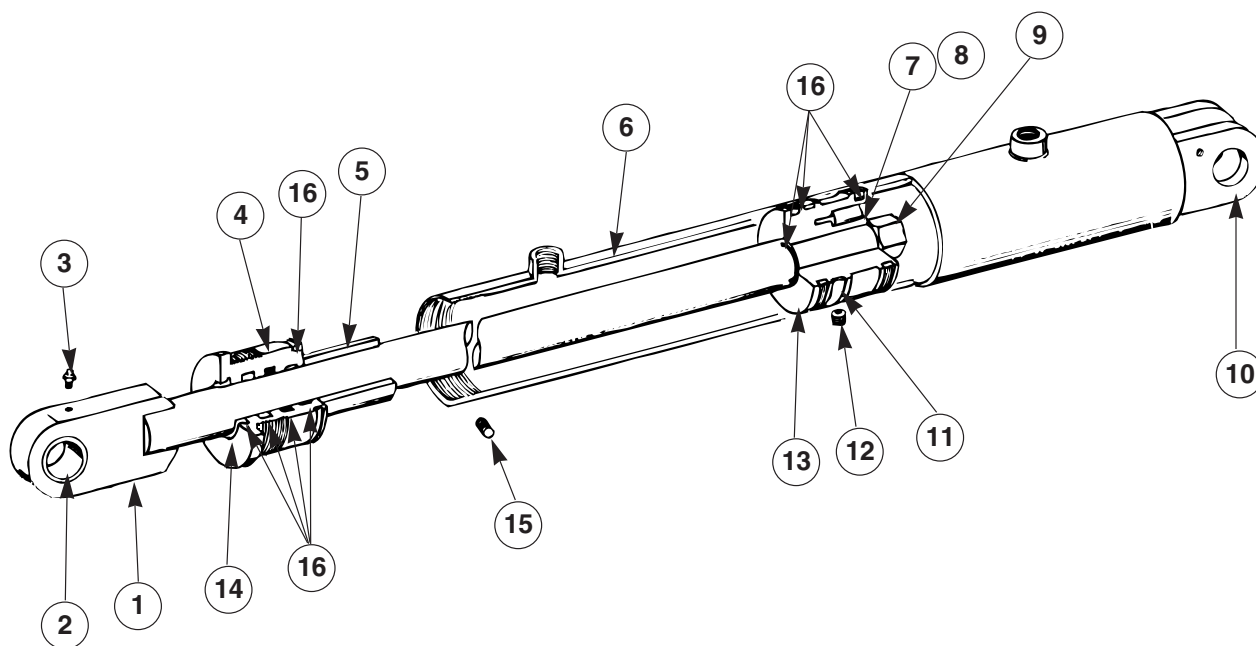
CYLINDER, LIFT ARM, 100" RES., 306636



REF. NO	PART NO.	DESCRIPTION	QTY.
1	108972	ROD	1
2	109000	BUSHING	1
3	16170	FITTING, grease	1
4	108975	GLAND, head	1
5	109004	SPACER	1
6	109001	WELDMENT, case	1
7	108977	VALVE, check	1
8	NSS	O-RING	1
9	108953	NUT, jam, nylock	1
10	NSS	WEAR ring, piston	1
11	108978	PLUG, orifice 1/8" NPT	1
12	108974	PISTON	1
13	108976	RING, retaining	1
14	F4650	SCREW, set 1/4"	1
15	108979	KIT, seal	1
	306636	ASSEMBLY, cylinder, lift arm	1

LEACH®

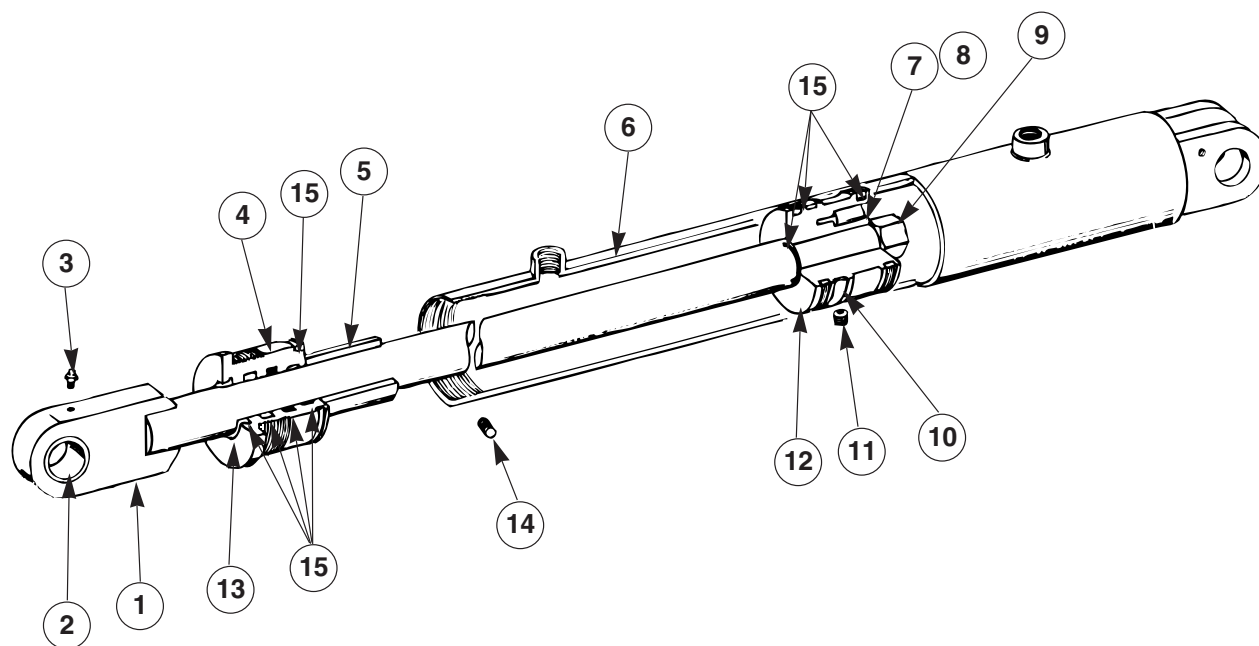
CYLINDER, LIFT ARM, 96" RES., 306634



REF. NO	PART NO.	DESCRIPTION	QTY.
1	108972	ROD	1
2	109000	BUSHING	1
3	16170	FITTING, grease	1
4	108975	GLAND, head	1
5	109004	SPACER	1
6	109001	WELDMENT, case	1
7	108977	VALVE, check	1
8	NSS	O-RING	1
9	108953	NUT, jam, nylock	1
10	108999	BUSHING	1
11	NSS	WEAR ring, piston	1
12	108978	PLUG, orifice 1/8" NPT	1
13	108974	PISTON	1
14	108976	RING, retaining	1
15	F4650	SCREW, set 1/4"	1
16	108979	KIT, seal	1
	306634	ASSEMBLY, cylinder, lift arm	1
NSS = Not Sold Separately			

NOTE: See page VI for important cylinder identification information.

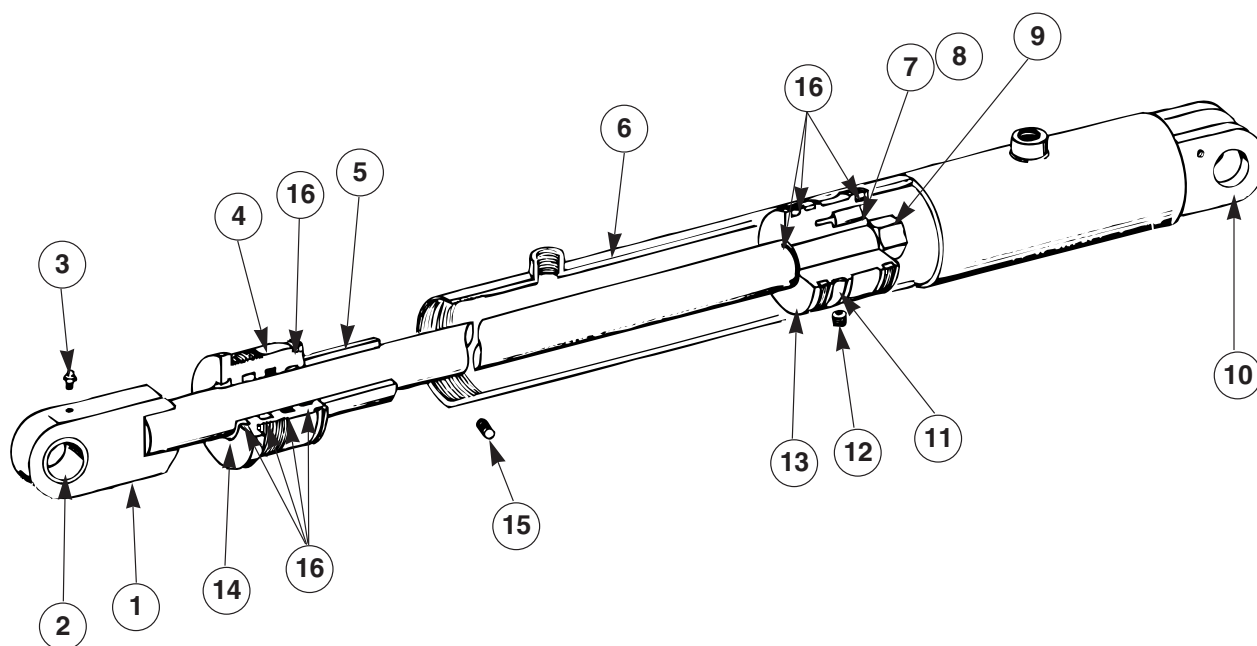
CYLINDER, LIFT ARM 100" COMM., 306635



REF. NO	PART NO.	DESCRIPTION	QTY.
1	108972	ROD	1
2	109000	BUSHING	1
3	16170	FITTING, grease	1
4	108975	GLAND, head	1
5	108973	SPACER	1
6	109001	WELDMENT, case	1
7	108977	VALVE, check	1
8	NSS	O-RING	1
9	108953	NUT, jam, nylock	1
10	NSS	WEAR ring, piston	1
11	108978	PLUG, orifice 1/8" NPT	1
12	108974	PISTON	1
13	18976	RING, retaining	1
14	F4650	SCREW, set 1/4"	1
15	108979	KIT, seal	1
	306635	ASSEMBLY, cylinder, lift arm	1
NSS = Not Sold Separately			

LEACH®

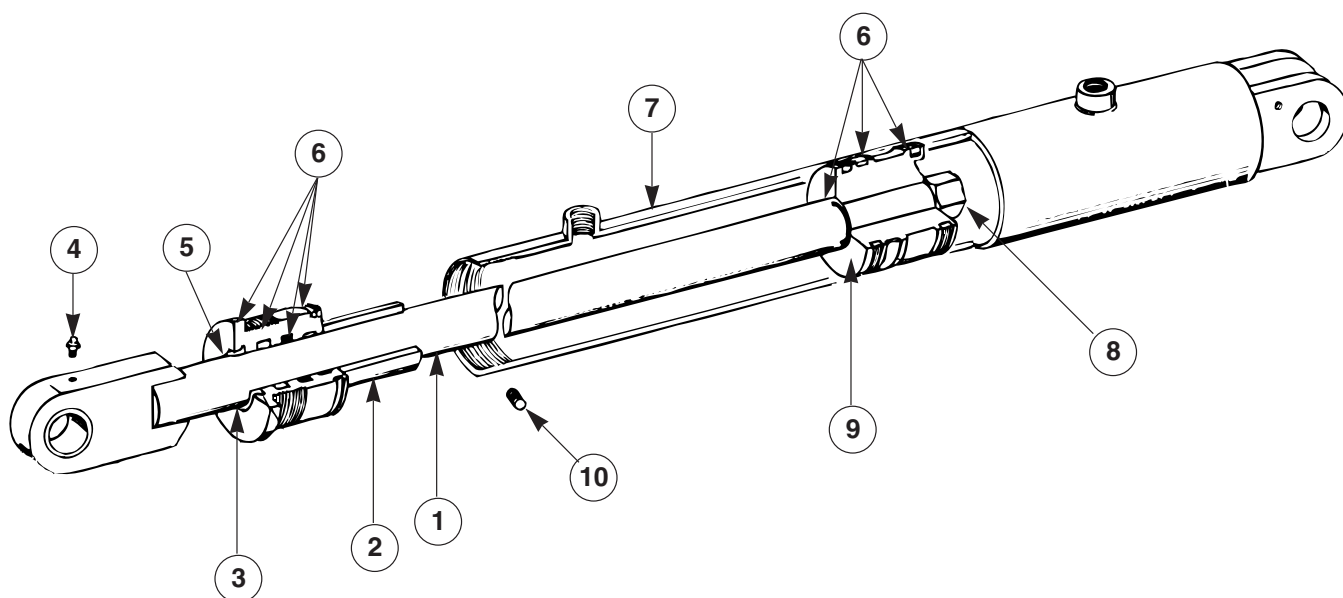
CYLINDER, LIFT ARM 96" COMM., 306633



REF. NO	PART NO.	DESCRIPTION	QTY.
1	108972	ROD	1
2	109000	BUSHING	1
3	16170	FITTING, grease	1
4	108975	GLAND, head	1
5	108973	SPACER	1
6	108971	WELDMENT, case	1
7	108977	VALVE, check	1
8	NSS	O-RING	1
9	108953	NUT, jam, nylock	1
10	108999	BUSHING	1
11	NSS	WEAR ring, piston	1
12	108978	PLUG, orifice 1/8" NPT	1
13	108974	PISTON	1
14	108976	RING, retaining	1
15	F4650	SCREW, set 1/4"	1
16	108979	KIT, seal	1
	306633	ASSEMBLY, cylinder, lift arm	1
NSS = Not Sold Separately			

NOTE: See page VI for important cylinder identification information.

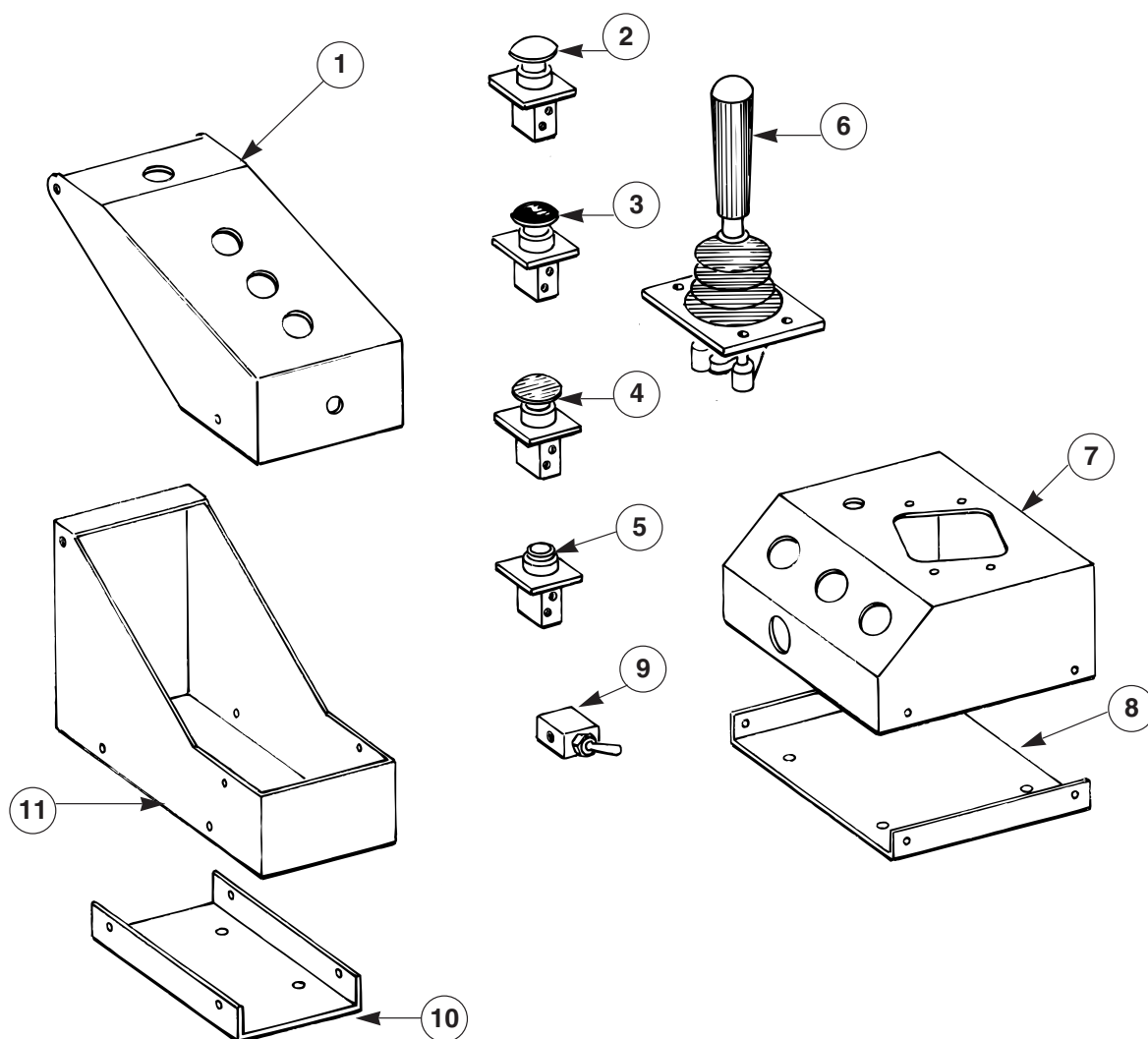
CYLINDER, TAILGATE, 306460



REF. NO	PART NO.	DESCRIPTION	QTY.
1	108949	ROD	1
2	108951	SPACER	1
3	108954	GLAND, head	1
4	16170	FITTING, grease	1
5	108955	RING, retaining	1
6	108956	KIT, seal	1
7	108948	WELDMENT, case	1
8	108953	NUT, jam, nylock	1
9	108952	PISTON	1
10	F4650	SCREW, set, 1/4"	1

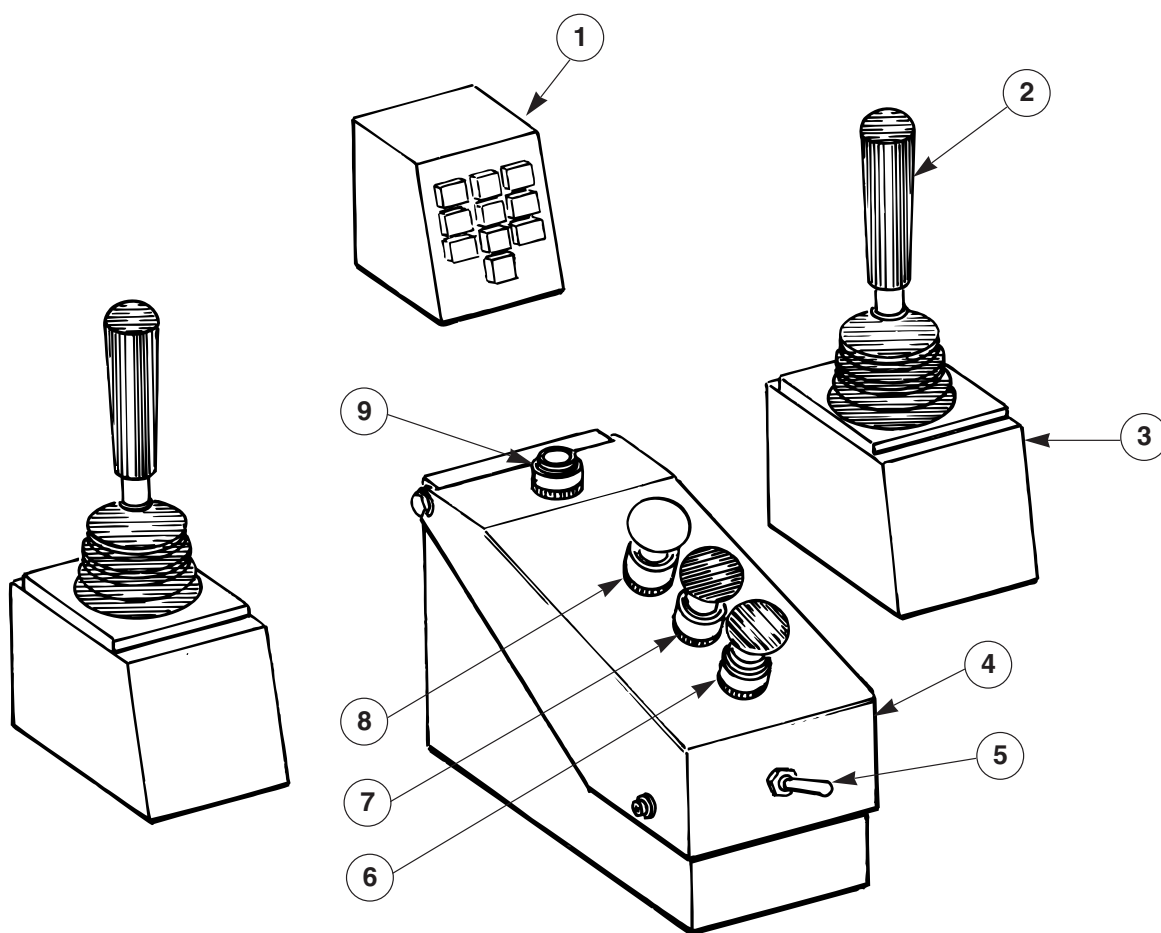
LEACH®

AIR CONTROLS (SINGLE)



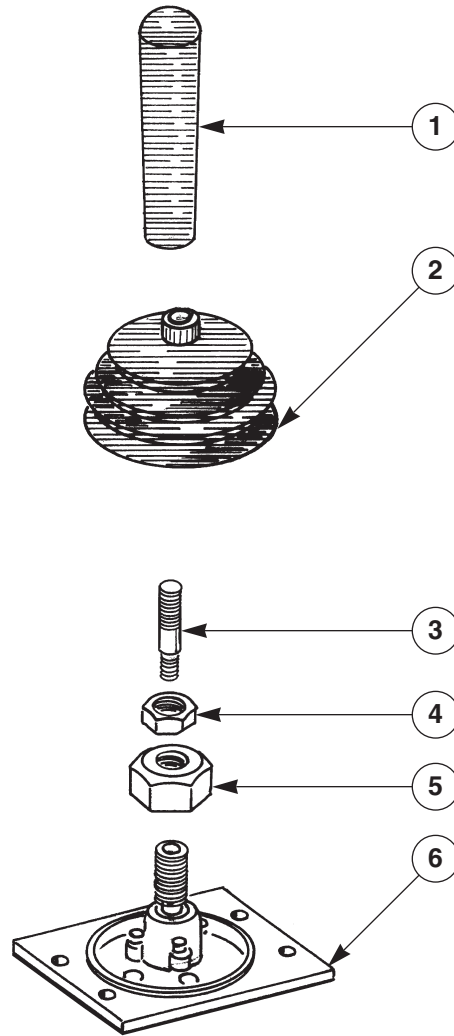
REF. NO	PART NO.	DESCRIPTION	QTY.
1	304470	CONTROL PANEL, top	1
2	103300	VALVE, auto pack (green)	1
3	103301	VALVE, retract (black)	1
4	103302	VALVE, emergency stop (red)	1
5	103299	VALVE, reset	1
6	204186	VALVE, joystick	1
7	404571	TOP, pneumatic control box	1
8	303655	BASE, control console	1
	205783	ASSEMBLY, pneumatic control box (Includes items 7 & 8)	1
	206310	ASSEMBLY, control console cables w/auto pack	1
9	103489	VALVE, pneumatic, toggle	1
10	207054	BRACKET, mounting	1
11	207053	WELDMENT, control panel bottom	1
	304469	ASSEMBLY, pneumatic control panel (includes 1, 10-11)	1

AIR CONTROLS (DUAL)



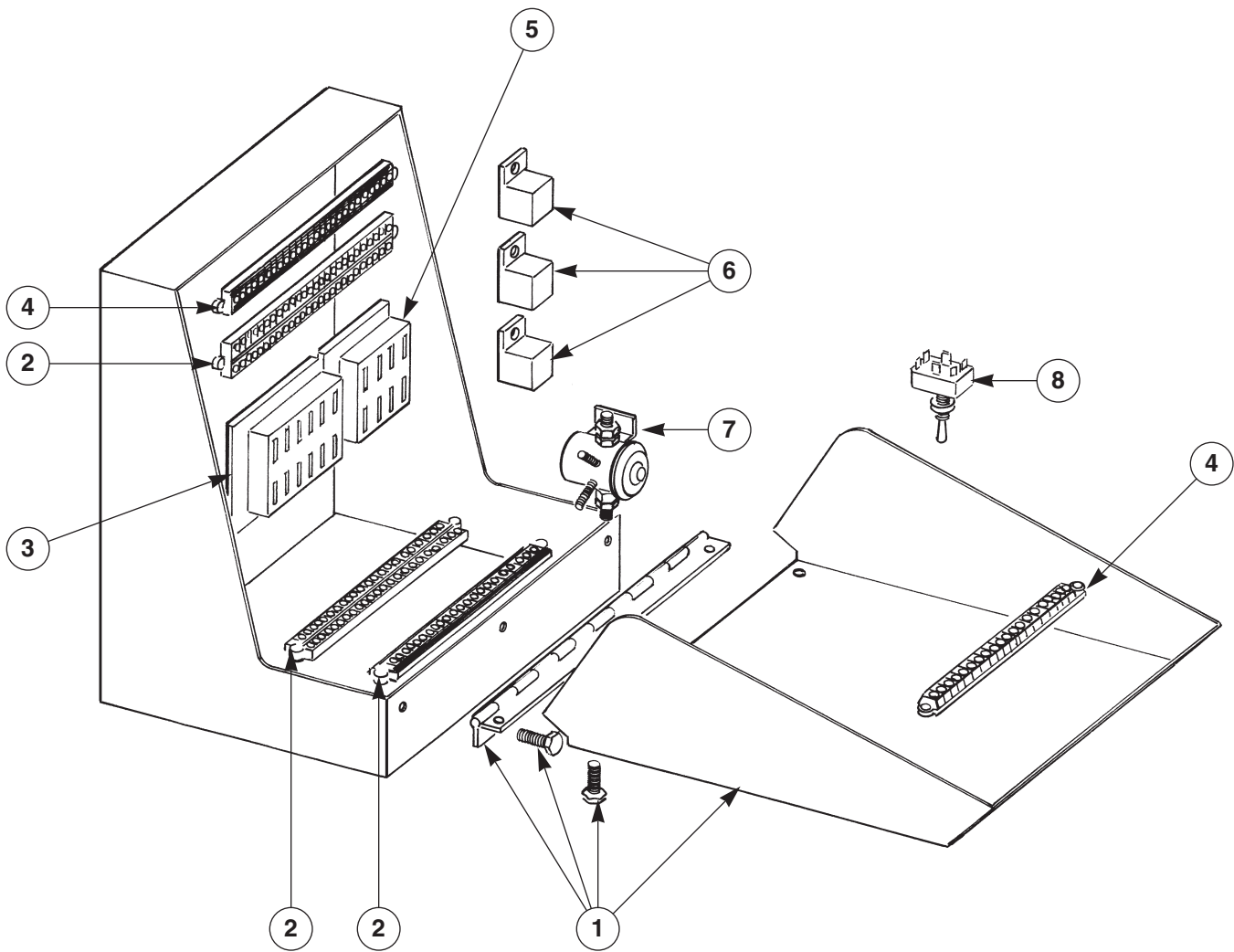
REF. NO	PART NO.	DESCRIPTION	QTY.
1	209031	ASSEMBLY, indicator light panel box (12v)	1
	209454	ASSEMBLY, indicator light panel box (24v)	1
2	204186	JOYSTICK, pneumatic, 6 way, quad regulating	
3	207067	ASSEMBLY, joystick control box	2
	207089	ASSEMBLY, pneumatic joystick control (Includes items 2-3)	2
4	304469	ASSEMBLY, pneumatic control box	1
5	2910-0131A	VALVE, pneumatic toggle, 4 way air valve	1
6	103302	VALVE, emergency stop (red)	1
7	103301	VALVE, retract (black)	1
8	103300	VALVE, auto pack (green)	1
9	103299	VALVE, reset, 3 way, 2 position valve	1
	304472	ASSEMBLY, pneumatic control panel (Includes items 4-9)	1

JOYSTICK ASSEMBLY



REF. NO	PART NO.	DESCRIPTION	QTY.
1	940026	HANDLE	1
2	940024	BOOT, dust	1
3	940025	CONNECTOR	1
4	NSS	NUT, lock	
5	NSS	NUT, actuator	
6	940023	ACTUATOR, casting and swivel ball	1
		NSS = Not Sold Separately	

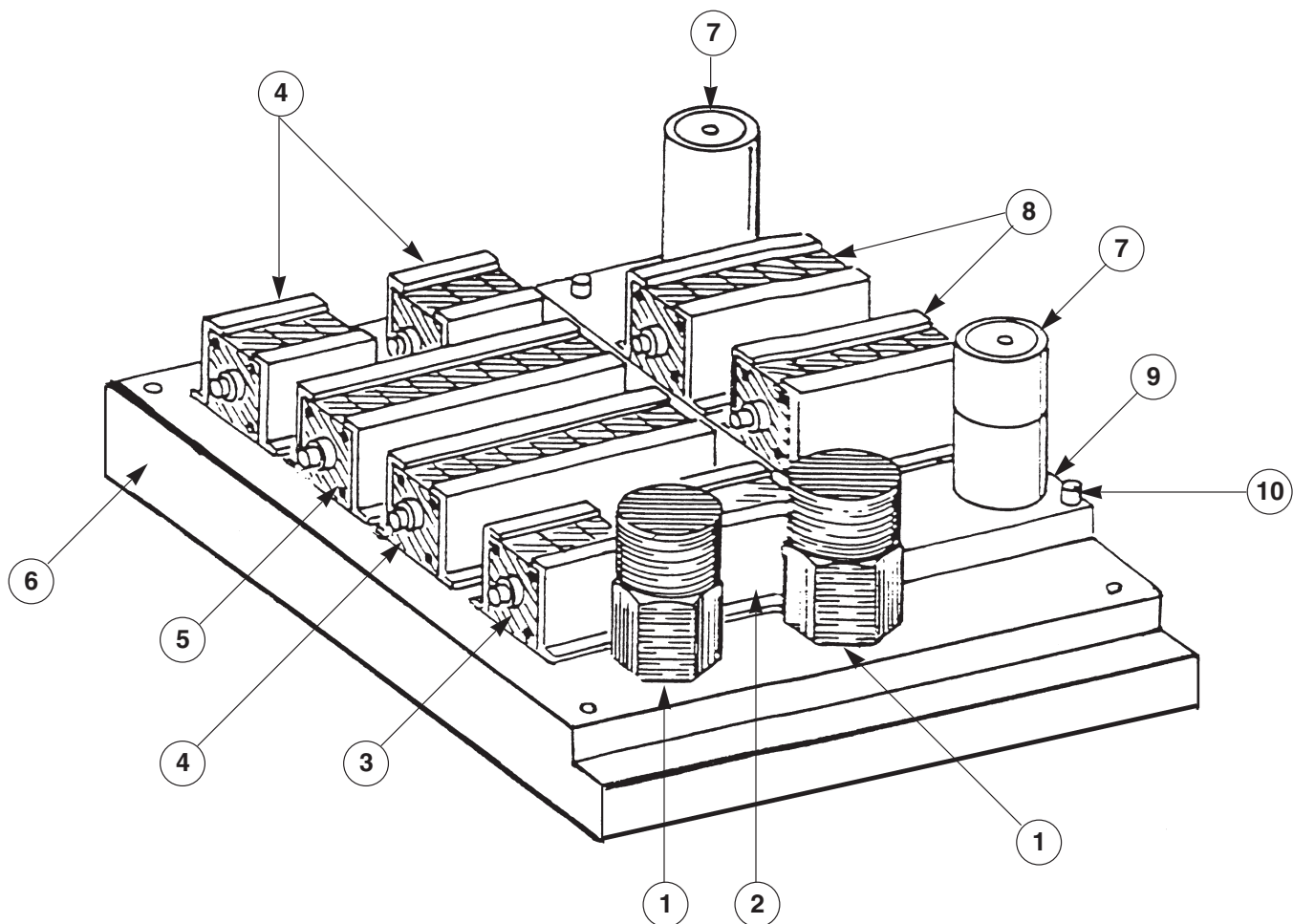
SERVICE PANEL



SERVICE PANEL

REF. NO	PART NO.	DESCRIPTION	QTY.
1	305282	ASSEMBLY, box, service panel (complete only)	1
2	107430	BLOCK terminal, double	3
	107434	STRIP, terminal numbering, double, 21-40	1
	107433	STRIP, terminal numbering, double, 1-20	2
	F4115	SCREW, machine, round head, 8-32 x 1/2"	As req.
	F2590	NUT, 8-32	As req.
	F7695	WASHER, lock, 8-32	As req.
3	105417	BLOCK, fuse, 12 circuit	1
	F4114	SCREW, machine, round head, 8-32 x 1"	As req.
	F2590	NUT, 8-32	As req.
	F7695	WASHER, lock, 8-32	As req.
4	104633	BLOCK, terminal, single	2
	104631	STRIP, terminal, numbering, single, 1-20	2
	F4115	SCREW, machine, round head, 8-32 x 1/2"	As req.
	F2590	NUT, 8-32	As req.
	F7695	WASHER, lock, 8-32	As req.
5	103251	BLOCK, fuse, 8 circuit	1
	F4114	SCREW, machine, round head, 8-32 x 1"	As req.
	F2590	NUT, 8-32	As req.
	F7695	WASHER, lock, 8-32	As req.
6	102118	RELAY, 12v, SPDT	3
	106328	RELAY, 24v, DS SPDT	3
	F4115	SCREW, machine, round head, 8-32 x 1/2"	As req.
	F2590	NUT, 8-32	As req.
	F7695	WASHER, lock, 8-32	As req.
7	100919	SOLENOID, 12v, continuous duty starter switch	1
	108002	SOLENOID, 24v	1
	F4230	SCREW, machine, round head, 1/4-20 x 1/2"	As req.
	F2725	NUT, 1/4-20	As req.
	F7075	WASHER, flat, 1/4"	As req.
8	103855	SWITCH, PTO, work light, toggle	2
	SK-2092	SWITCH, beacon, container, utility	3
not shown	2172-0002A	DIODE, 3 amp	13

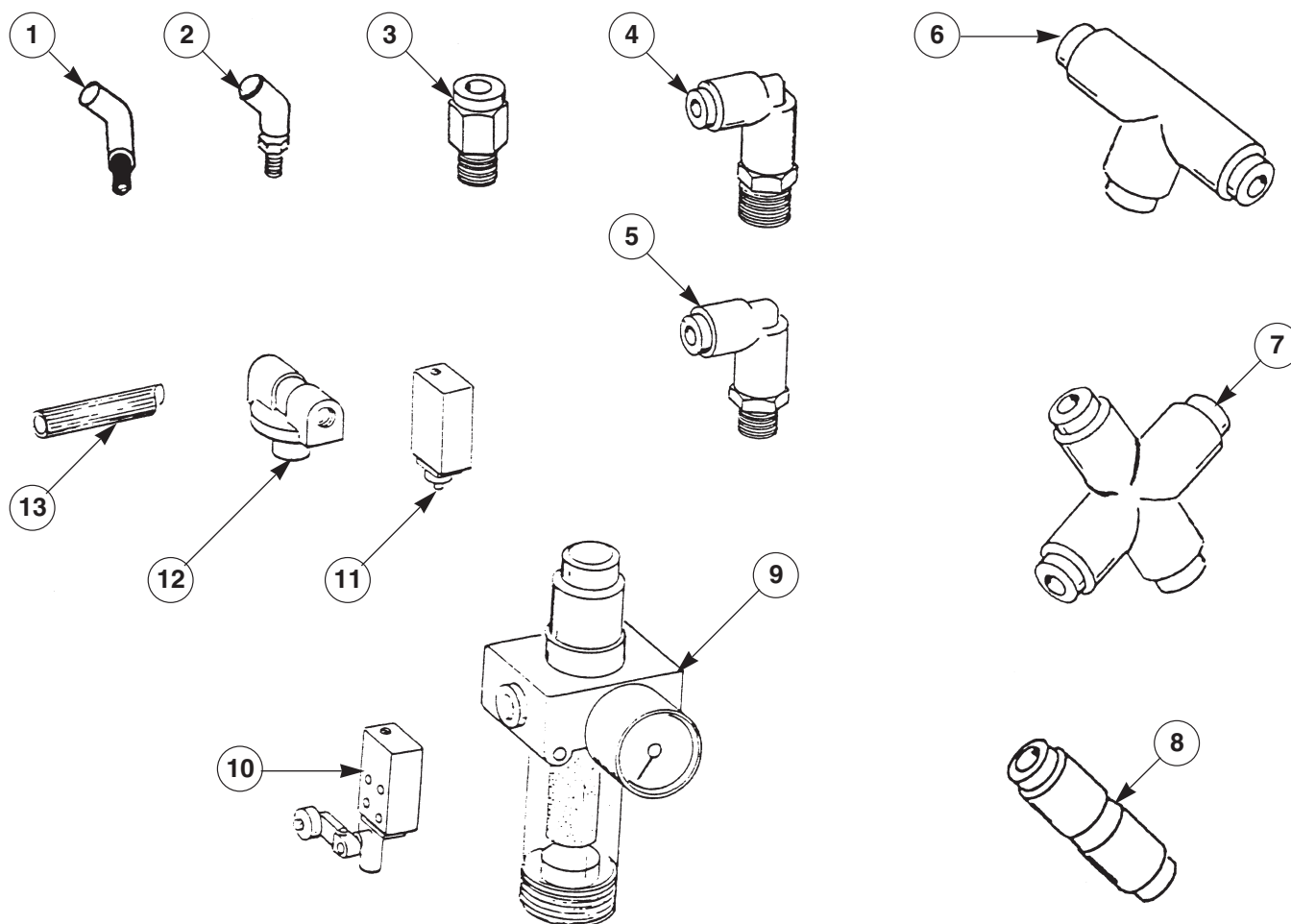
AIR LOGIC CONTROL MODULE



REF. NO	PART NO.	DESCRIPTION	QTY.
1	106514	SWITCH, pressure, NO/NC, 12v	2
2	106512	VALVE, relay, pneumatic (RV2)	1
3	106510	VALVE, shuttle, pneumatic (SV1, SV2, SV3)	3
4	106513	VALVE, relay, pneumatic (RV3)	1
5	106511	VALVE, relay, pneumatic (RV1)	1
6	304720	BOARD, auto pack (manifold base only)	1
7	105846	VALVE, solenoid, 12v	as reqd.
	107863	VALVE, solenoid, 24v	as reqd.
8	106515	VALVE, relay, pneumatic (RV4, RV5)	as reqd.
9	207851-01	MODULE, lift arm lockout, 12v (option)	1
	207851-02	MODULE, lift arm lockout, 24v (option)	1
	106517	BOARD, lift arm lockout (manifold base only)	1
10		SCREW, socket head, #10-32 x 5/8"	4
	106524	PLUG (used when lift arm lockout is not installed)	1
	106523	O-RING, small (for shuttle & relay valves)	as req'd.
	106522	O-RING, large (for solenoid valves)	as req'd.
	602313	CLIP, retaining, for shuttle & relay valves	as req'd.
		SCREW, soc. head, #6-32 x 3/8" (used with retaining clips)	as req'd.
	304673-01	ASSEMBLY, air logic control module, 12v	1
	304673-02	ASSEMBLY, air logic control module, 24v	1

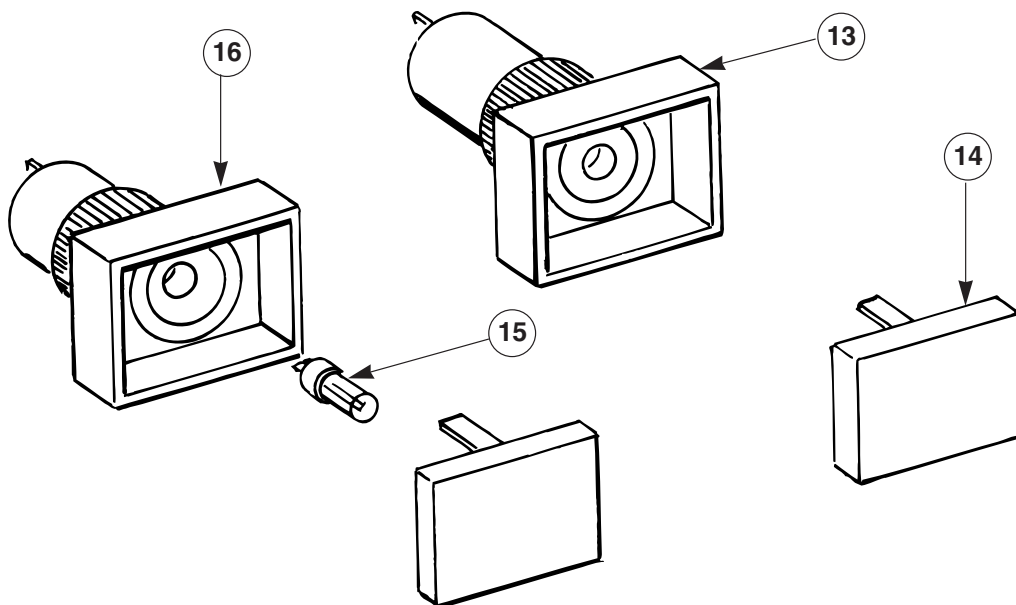
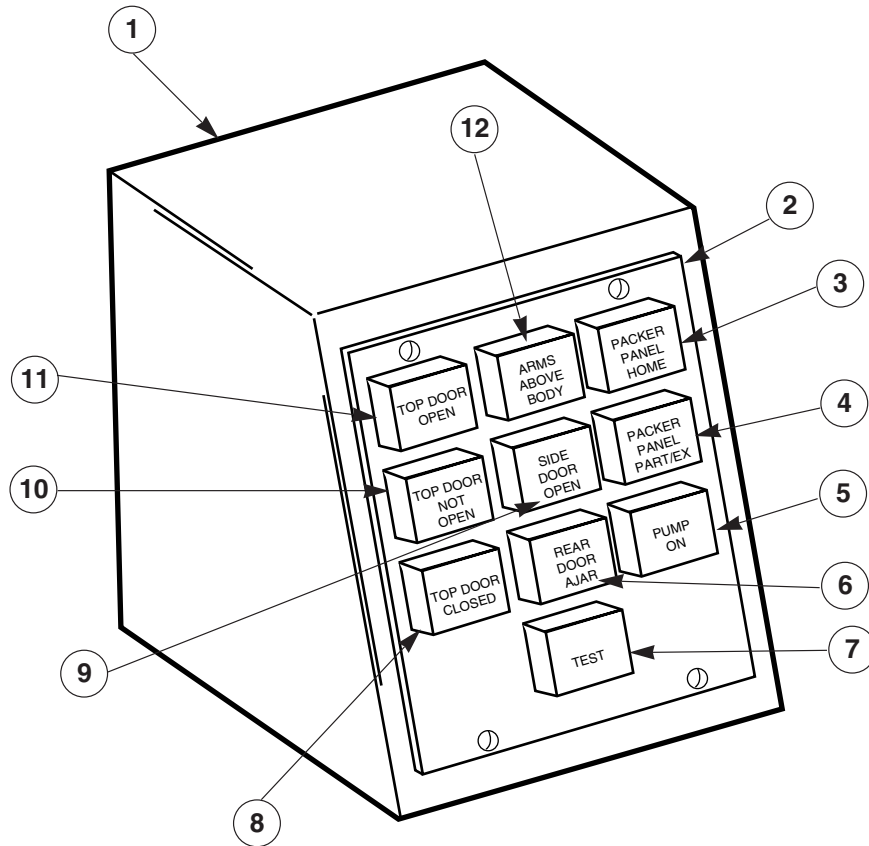
LEACH®

AIR PARTS



REF. NO	PART NO.	DESCRIPTION	QTY.
1	601592	ELBOW, #10-32 x 1/4" push-lock, extended	7
2	601593	ELBOW, #102 x 1/4" push-lock	7
3	39218	CONNECTOR, 1/4" NPT x 1/4" push-lock	As Req.
4	108799	ELBOW, swivel, 1/4" NPT x 1/4" push-lock	As Req.
5	108798	ELBOW, swivel, 1/8" NPT x 1/4" push-lock	As Req.
6	108800	TEE, 1/4" push-lock	As Req.
7	108574	CROSS, 1/4" push-lock	As Req.
8	108575	CONNECTOR, union, 1/4" push-lock	As Req.
9	103307	REGULATOR, filter, with gauge	1
10	208805	VALVE, limit (with actuator)	As Req.
	107680	ACTUATOR, for 208805 valve	As Req.
	100315	BREATHER, for 208805 valve	4
11	208805	VALVE, limit (with actuator)	As Req.
	107087	BOOT, switch	1
	37780	BREATHER, for 208826 valve	2
12	30138	VALVE, pressure protection	1
13	103316	TUBING, 1/4" O.D. black	As Req.
	103317	TUBING, 1/4" O.D. brown	As Req.
	103318	TUBING, 1/4" O.D. white	As Req.
	103308	TUBING, 1/4" O.D. gray	As Req.
	103314	TUBING, 1/4" O.D. orange	As Req.
	103315	TUBING, 1/4" O.D. blue	As Req.
	103310	TUBING, 1/4" O.D. red	As Req.
	103309	TUBING, 1/4" O.D. clear	As Req.
	103311	TUBING, 1/4" O.D. green	As Req.
	103313	TUBING, 1/4" O.D. violet	As Req.
	103312	TUBING, 1/4" O.D. yellow	As Req.

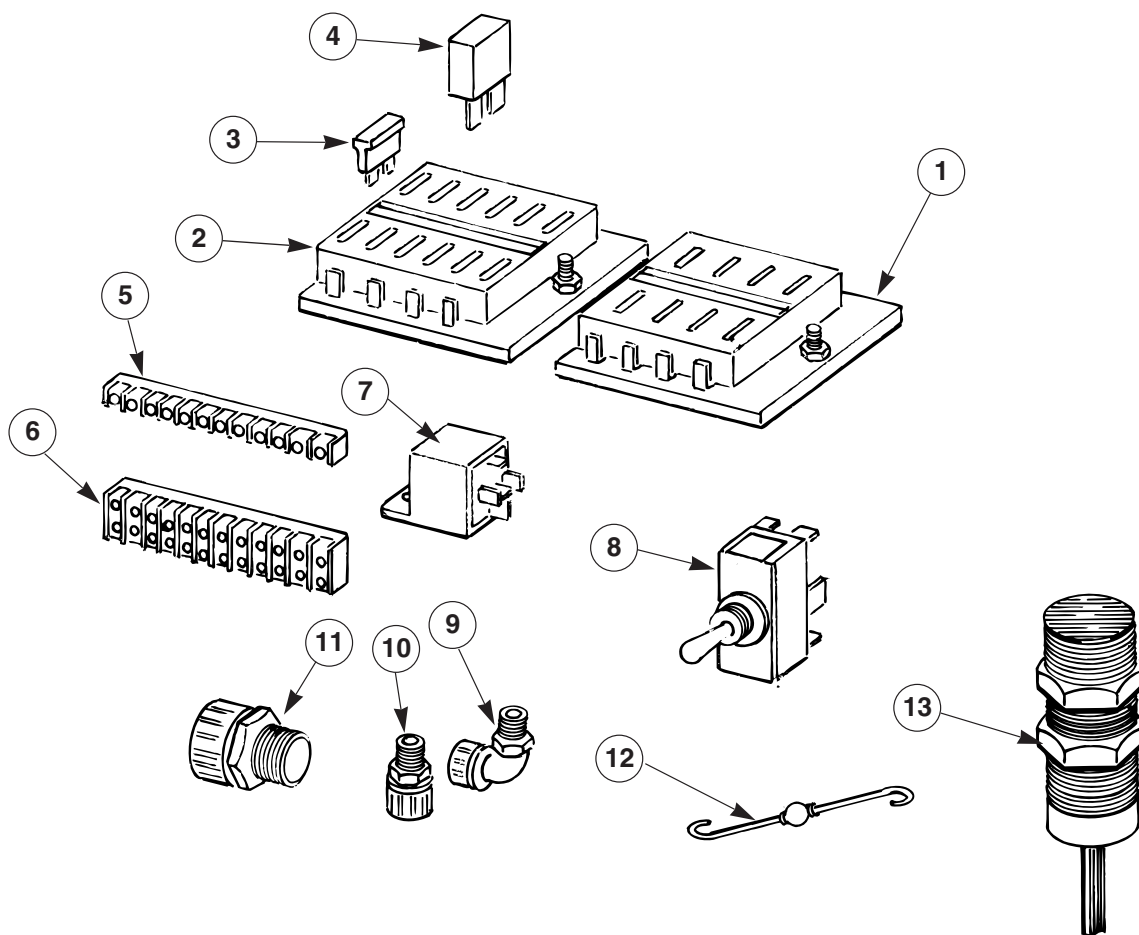
INDICATOR LIGHT PANEL BOX



INDICATOR LIGHT PANEL BOX

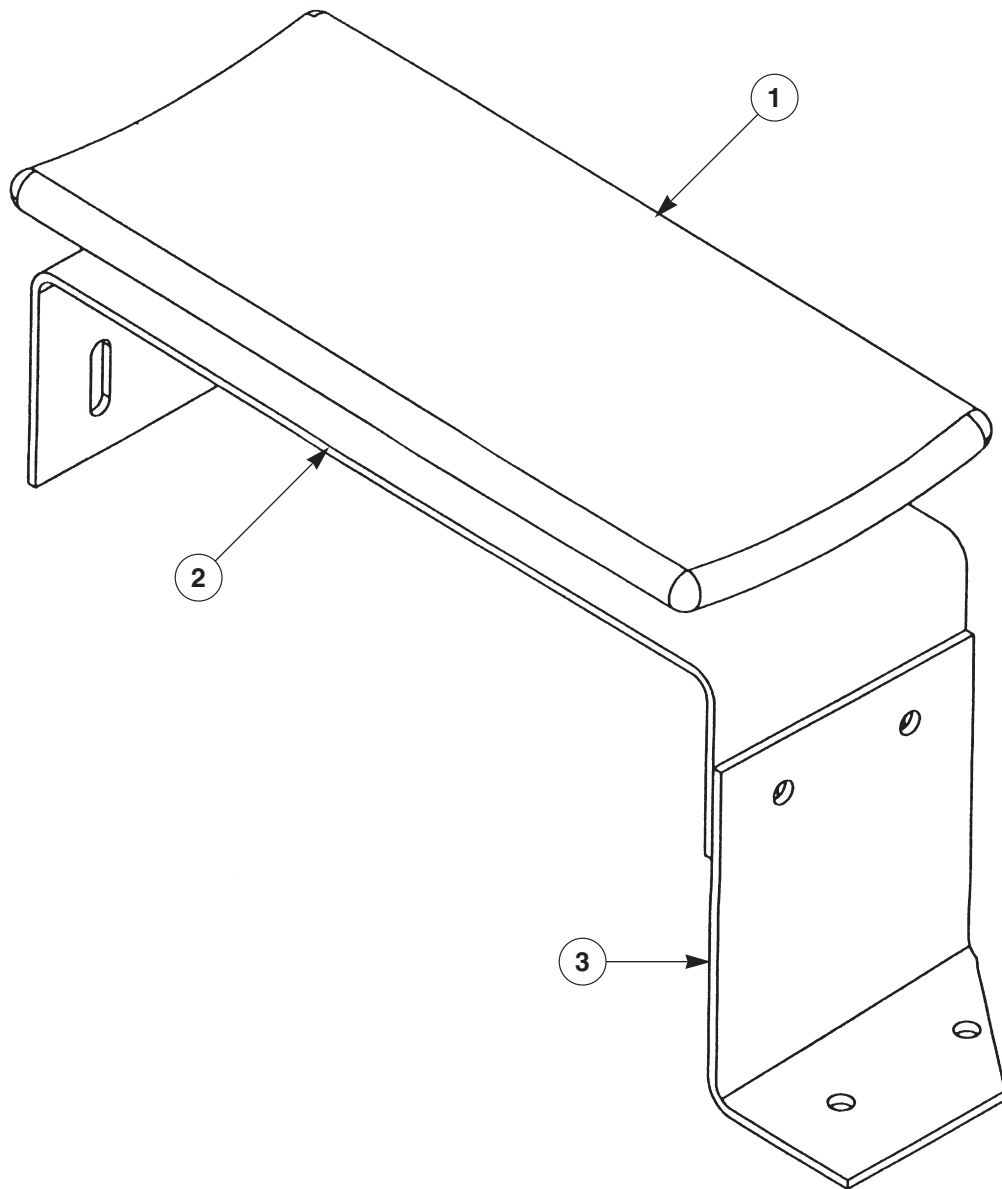
REF. NO	PART NO.	DESCRIPTION	QTY.
1	207062	ASSEMBLY, indicator light box	1
2	209029	ASSEMBLY, indicator light panel (12v)	1
	209453	ASSEMBLY, indicator light panel (24v)	1
3	103627	ASSEMBLY, indicator lamp (12v)	1
	107480	ASSEMBLY, indicator lamp (24v)	1
6	104736	ASSEMBLY, indicator lamp w/flasher (12v)	1
	107477	ASSEMBLY, indicator lamp w/flasher (24v)	1
13	103611	SWITCH, push button	1
14	103619	LENS, indicator (test) yellow	1
	106386	LENS, indicator (pump on) green	1
	106773	LENS, indicator (top door closed) yellow	1
	103613	LENS, indicator (arms above body) red	1
	106772	LENS, indicator (top door open "dump") green	1
	103806	LENS, indicator (top door closed)	1
	103620	LENS, indicator (tailgate ajar)	1
	103614	LENS, indicator (packer panel home)	1
15	103601	LAMP, (12v)	As req.
	106329	LAMP, (24v)	As req.
16	106302	INDICATOR, body	9
	209031	ASSEMBLY, indicator light panel box (12v) (includes items 1-2)	1
	209454	ASSEMBLY, indicator light panel box (24v) (includes items 1-2)	1

ELECTRICAL COMPONENTS



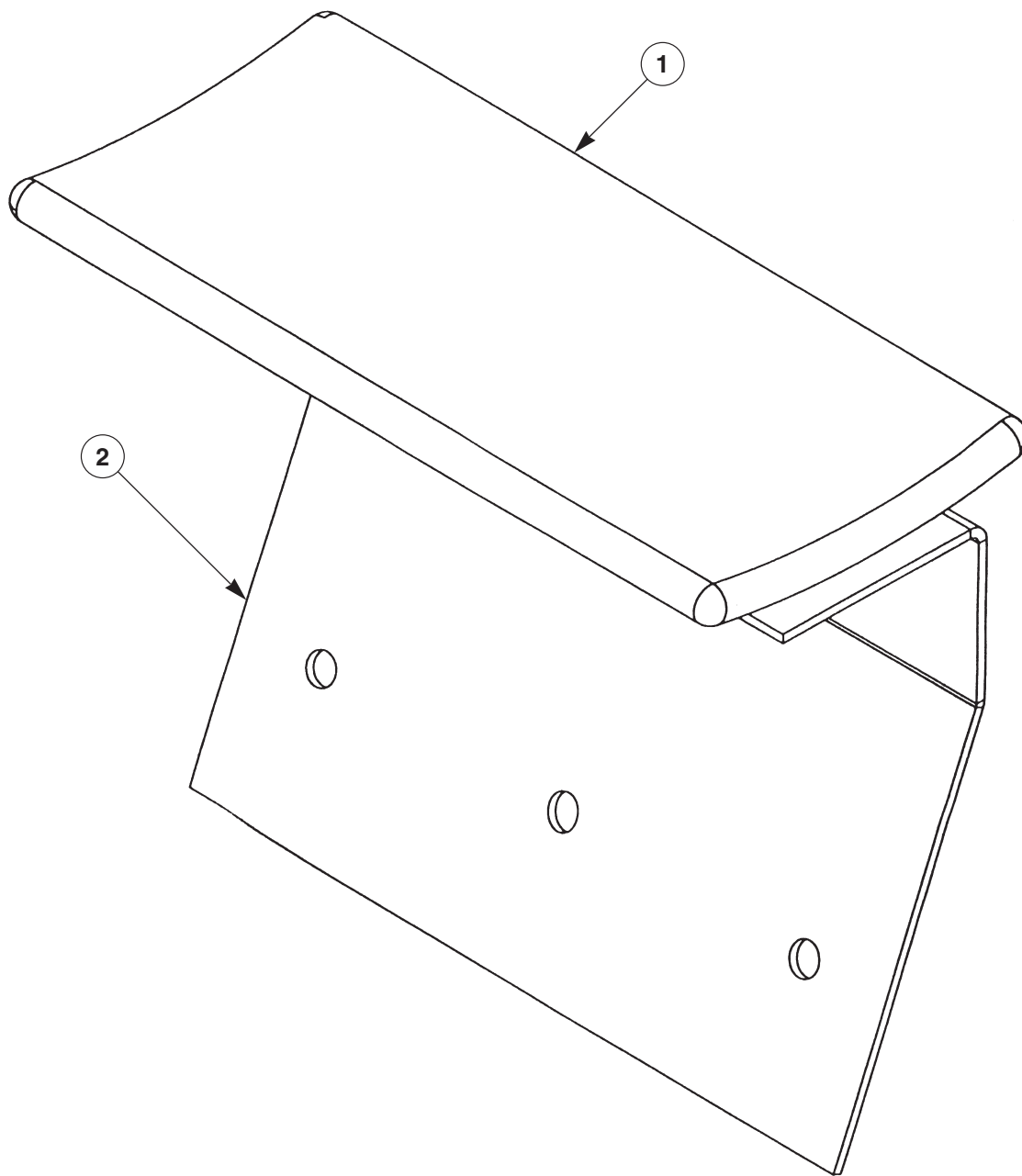
REF. NO	PART NO.	DESCRIPTION	QTY.
1	103251	BLOCK, fuse (8 station)	1
2	105417	BLOCK, fuse (12 station)	1
3	103331	FUSE, 3 amp	1
4	103329	BREAKER, circuit	As req.
5	104633	BLOCK, terminal, single	2
	104631	BLOCK, terminal, single (labeled 1-20)	2
6	107430	BLOCK, terminal, double	3
	107433	BLOCK, terminal, double (labeled 1-20)	2
	107434	BLOCK, terminal, double (labeled 21-40)	1
7	102118	RELAY, 12v	3
	106328	RELAY, 24v	3
8	103855	SWITCH, toggle	1
9	103658	ELBOW, conduit (poly)	4
10	102800	CONNECTOR, conduit, ½", (poly)	1
11	102350	CONNECTOR, conduit, ¾", (poly)	1
12	2172-0002A	DIODE	13
13	107134	SWITCH, proximity	3

ARM REST, VOLVO



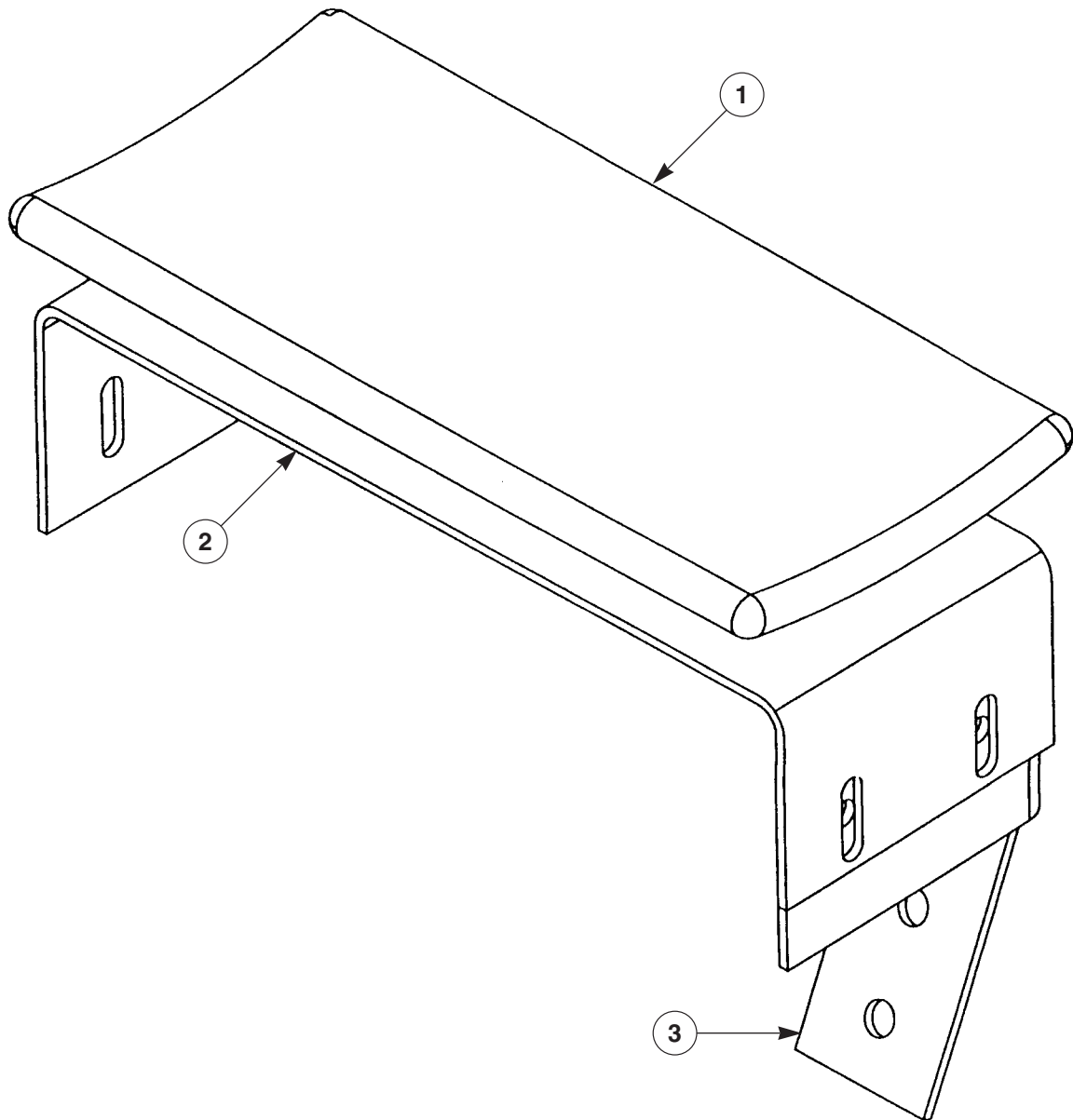
REF. NO	PART NO.	DESCRIPTION	QTY.
1	109198	ARMREST PAD	1
2	601843	BRACKET, ARMREST PAD	1
3	601844	ANGLE, VOLVO ARMREST	1
	F0022	CAPSCREW, 1/4"-20 x 3/4" Hex Head	6
	F7750	LOCKWASHER, 1/4" Medium	6
	F2780	WINGNUT, 1/4"-20	4
	F0278	CAPSCREW, 3/8"-16 x 1" Hex Head	2
	F7275	WASHER, 3/8" SAE	2

ARM REST, MACK




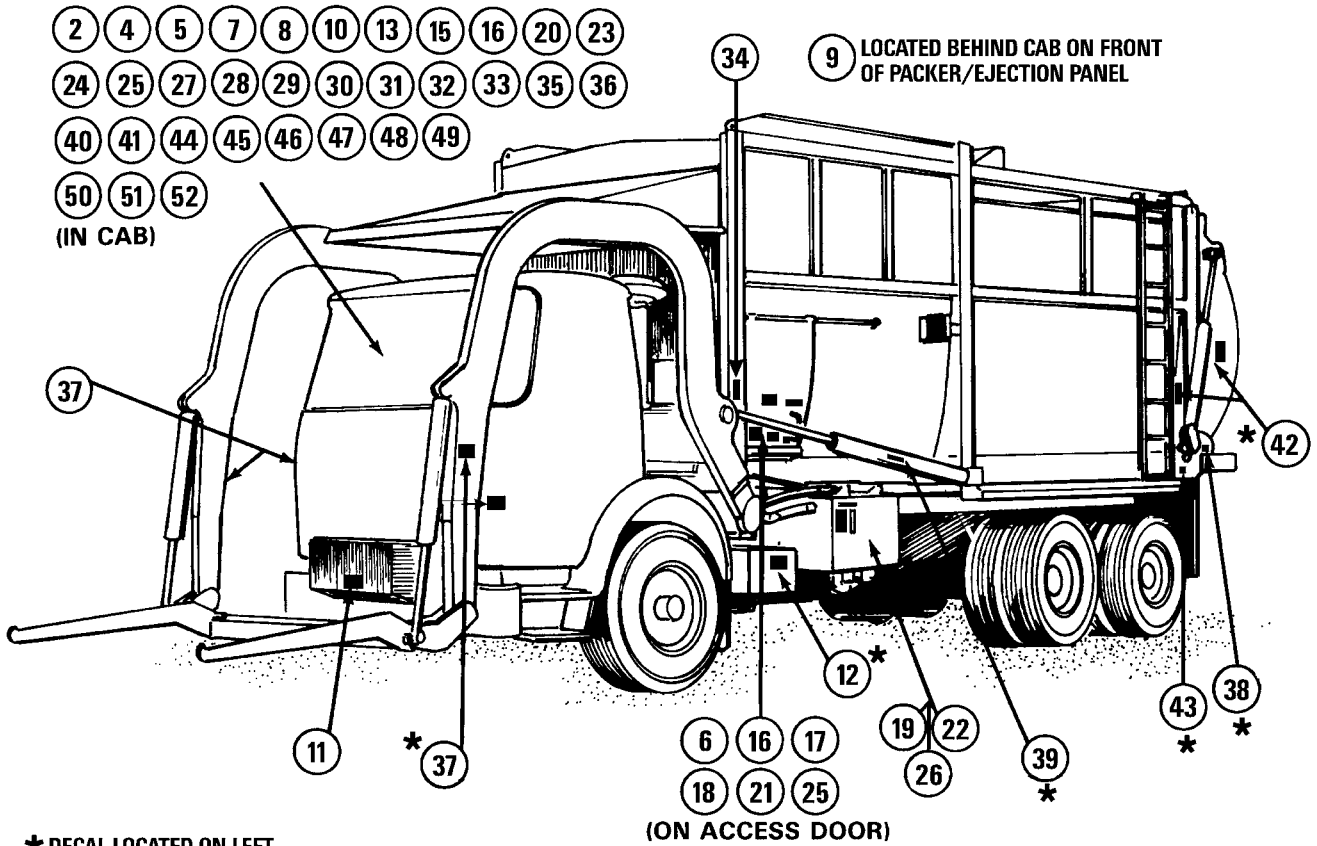
REF. NO	PART NO.	DESCRIPTION	QTY.
1	109198	ARMREST PAD	1
2	602074	BRACKET, MACK ARMREST PAD	1
	F0022	CAPSCREW, 1/4"-20 x 3/4" Hex Head	2
	F7750	LOCKWASHER, 1/4" Medium	2
	F0325	CAPSCREW, 3/8"-16 x 1 1/4" Hex Head	3
	F7275	WASHER, 3/8" SAE	3
	F2976	HEX NUT, 3/8"-16 Stainless Steel	3

ARM REST, PETERBILT

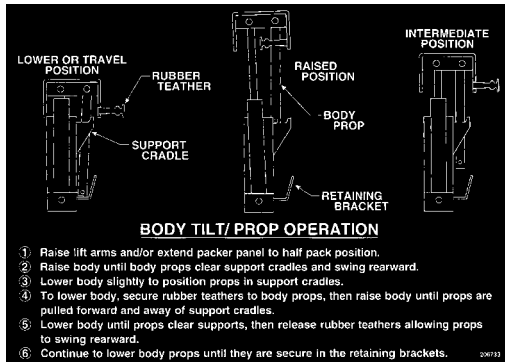


REF. NO	PART NO.	DESCRIPTION	QTY.
1	109198	ARMREST PAD	1
2	601843	BRACKET, ARMREST PAD	1
2	601500	BRACKET, PETERBILT ARMREST	1
	F0022	CAPSCREW, 1/4"-20 x 3/4" Hex Head	6
	F7750	LOCKWASHER, 1/4" Medium	6
	F2725	HEX NUT, 1/4"-20	4
	F0325	CAPSCREW, 3/8"-16 x 1 1/4" Hex Head	2
	F7275	WASHER, 3/8" SAE	2
	F2976	HEX NUT, 3/8"-16 Stainless Steel	2

DECALS



DECALS



206733

1



108321

2



33257



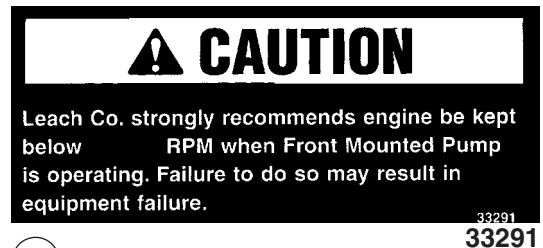
210027

6



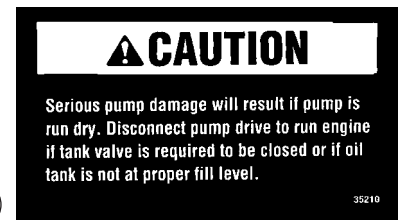
108322

4



33291

5



35210

8



32711

9



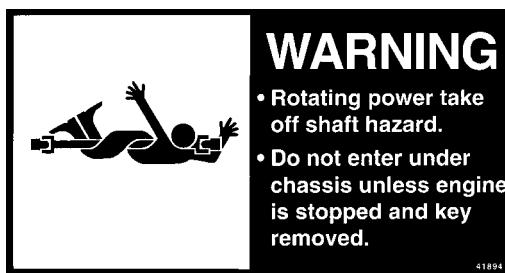
108327

7



306437

11



41894

12



108324

10



32755

13



210266

14

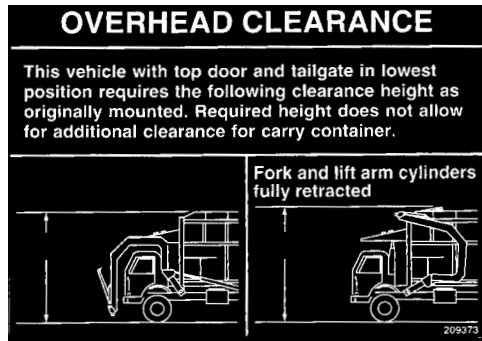


104122

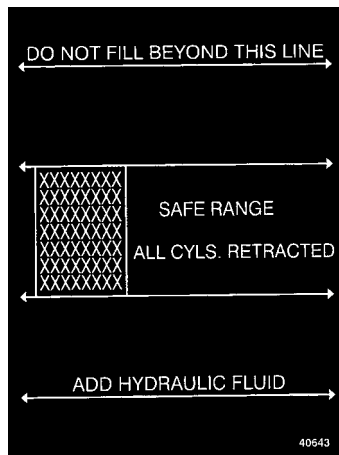
15

LEACH®

DECALS



16



19

40643



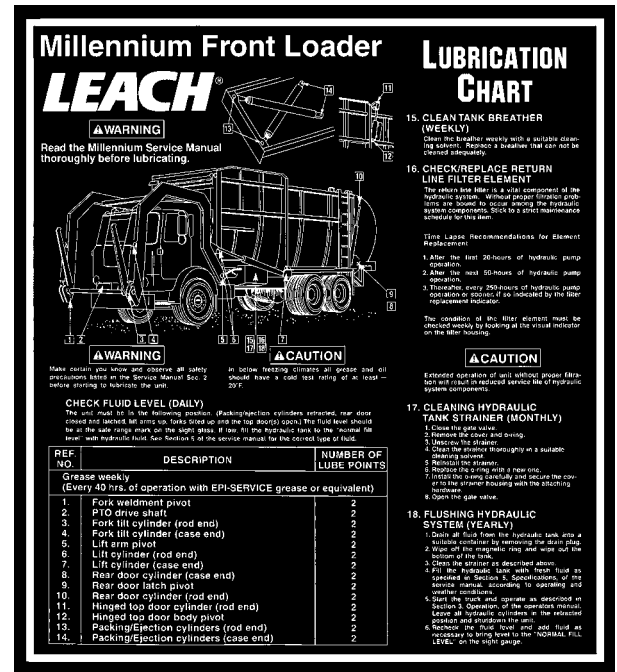
17

106544



20

106110



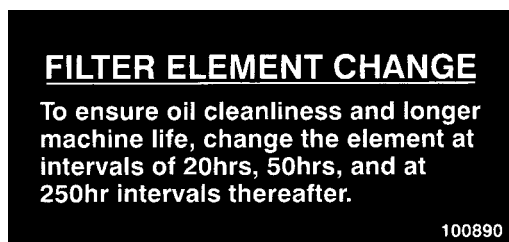
304697

This unit conforms to all American National Standards Institute safety requirements Z 245.1 in effect on the date of manufacture.

104154

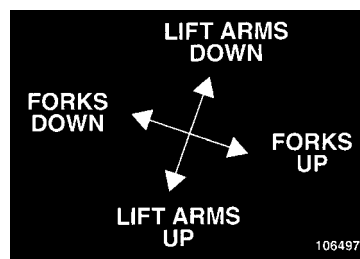
LEACH

104154



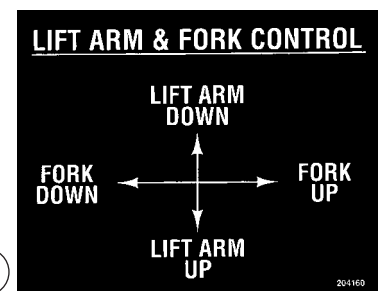
22

100890



23

106497



24

204160



25

35845 - Commercial



26

40642



27

106112



28

106113



29

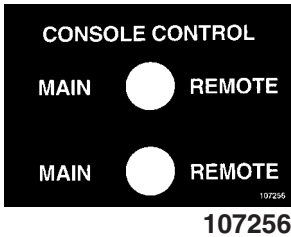
106114



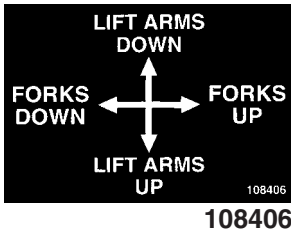
30

100895

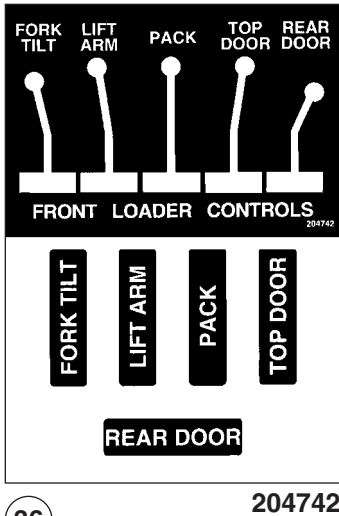
DECALS



31

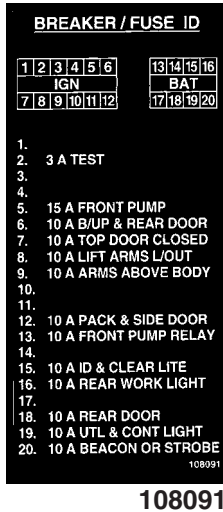


32



36

204742



33

108091



34

210021



35

210275 - Commercial



39

210267



38

204718



40

106260



37

204718



41

108476



42

38979




43

210268




106496

44




108325

45



108408

46



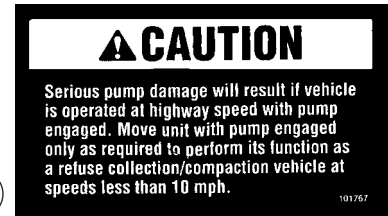
108323

47



108326

48



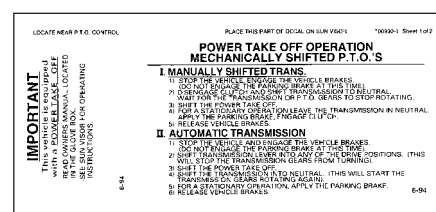
49

101767



50

204161

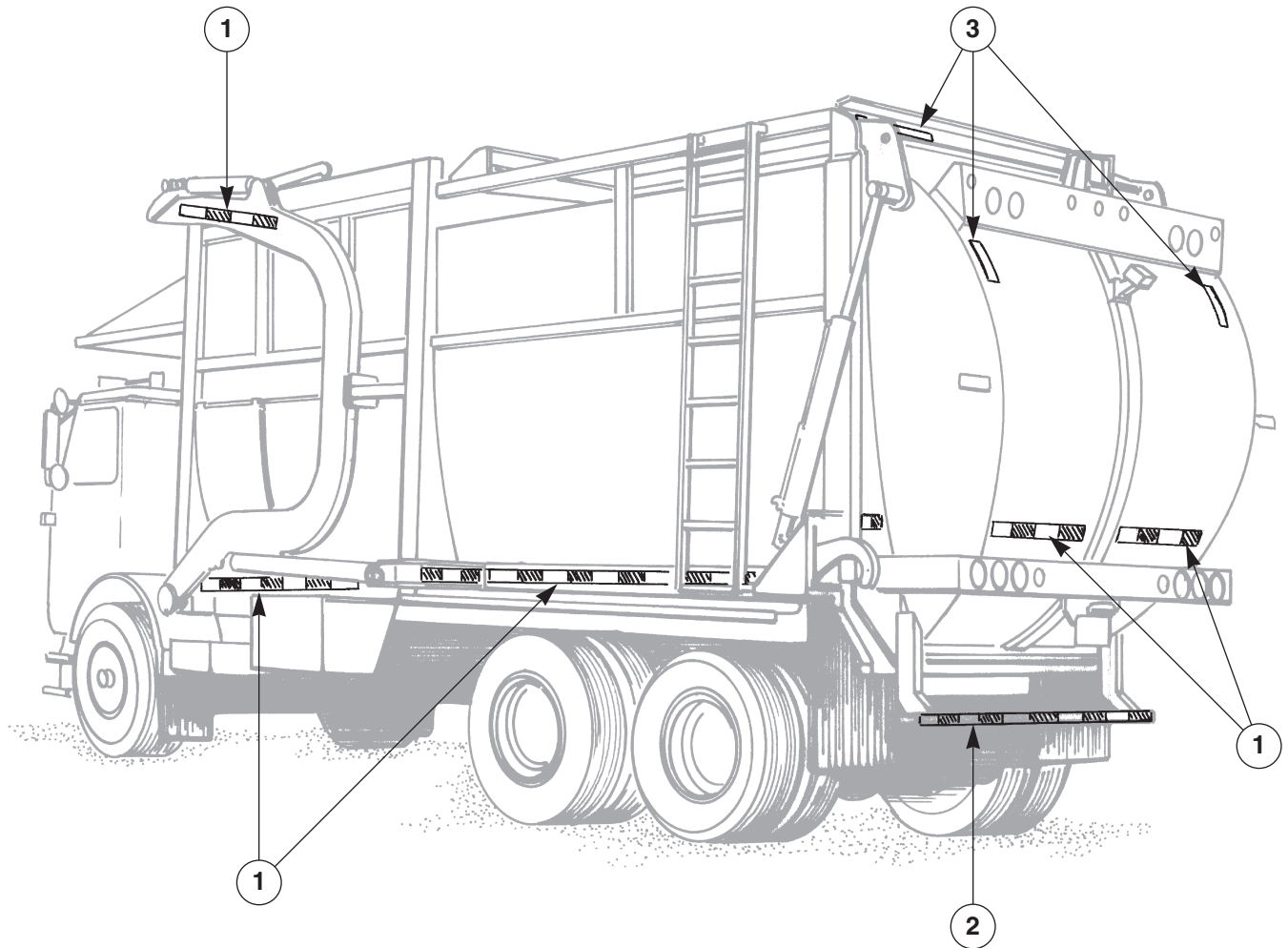


51

100930

LEACH®

CONSPICUITY TAPE



REF. NO	PART NO.	DESCRIPTION	QTY.
1	107486	TAPE, reflective, red & white, 2"	50 ft.
2	108394	TAPE, reflective, red & white, 1 1/2"	6 ft.
3	107681	TAPE, reflective, white, 2"	5 ft.

Parts Order Form

Parts Fax: 920-231-5597
Phone: 920-231-2770

Date: _____ Order Number: _____



Company Name _____
Address _____
City, State, Zip _____

Routing instructions:

Phone: _____ Fax: _____


Model number: _____

Unit serial number: _____

--


[illegible]

REWARD



One genuine Leach hat to the first person to notify us of an error in any of our publications!

If you find what you believe to be an error in any of our publications please complete the requested information and mail. If you are the first, you will receive a hat by return mail.

I believe I found an error: 

In the _____ manual

Part. No. _____

Page(s) _____

It should say _____

Name _____

Address _____

City _____

State, Zip Code _____

Thanks for your help,

Return this form to:
Service Department
Leach Company
2737 Harrison Street
P.O. Box 2608
Oshkosh, Wisconsin 54903-2608