

Delaware Valley Gun Club

WEB SITE ACCESS AND CALENDAR

Access

URL:

- www.delvalgc.org
- Call me at 610-731-4378 if you can't get in.....

Calendar

The Member's landing page:

Click “Go To Calendar” to access the calendar

- It opens a new tab
- Scroll down on this page to see other features of the Members section

Calendar and Events

Go [HERE!!](#) to see the calendar. You can add/delete reservations for guests in the cabin and/or upcoming events.

GO TO CALENDAR (OPENS IN NEW TAB)

Downloads

DVGC Member Info 06212018 (xlsx)

DOWNLOAD

Cabin Open–Close Procedures
06212018 (pdf)

DOWNLOAD

2018–19 Hunting Trapping Pocket
Guide (pdf)


DOWNLOAD




2018–19 Hunting Trapping Digest (pdf)




DOWNLOAD


Calendar Use

The Calendar:


 DVGC Calendar

Modifier   


< January 2019 >    > January 2019 ▾


Scheduler Day 3 Days Week 4 Weeks Month Year Agenda List 

S	M	T	W	T	F	S
30	31	1	2	3	4	5
6	7	8	9	10	11	12
13	14	15	16	17	18	19
20	21	22	23	24	25	26
27	28	29	30	31	1	2
3	4	5	6	7	8	9

All Calendars 

- Cabin Attendance
- DVGC Events
- Hunting Seasons


Filter 

About 

To access this calendar on your phone, install the [iOS App](#) or [Android App](#).

New to Teamup? Check out the [Getting Started Guide](#).

Sun	Mon	Tue	Wed	Thu	Fri	Sat
Dec 30, 2018	31	Jan 1	2	3	4	5
6	7	8	9	10	11	12
13	14	15	16	17	18	19
20	21	22	23	24	25	26
27	28	29	30	31	Feb 1	2

© Eastern Time US & Ca Powered by 

Calendar Use:

Please note:

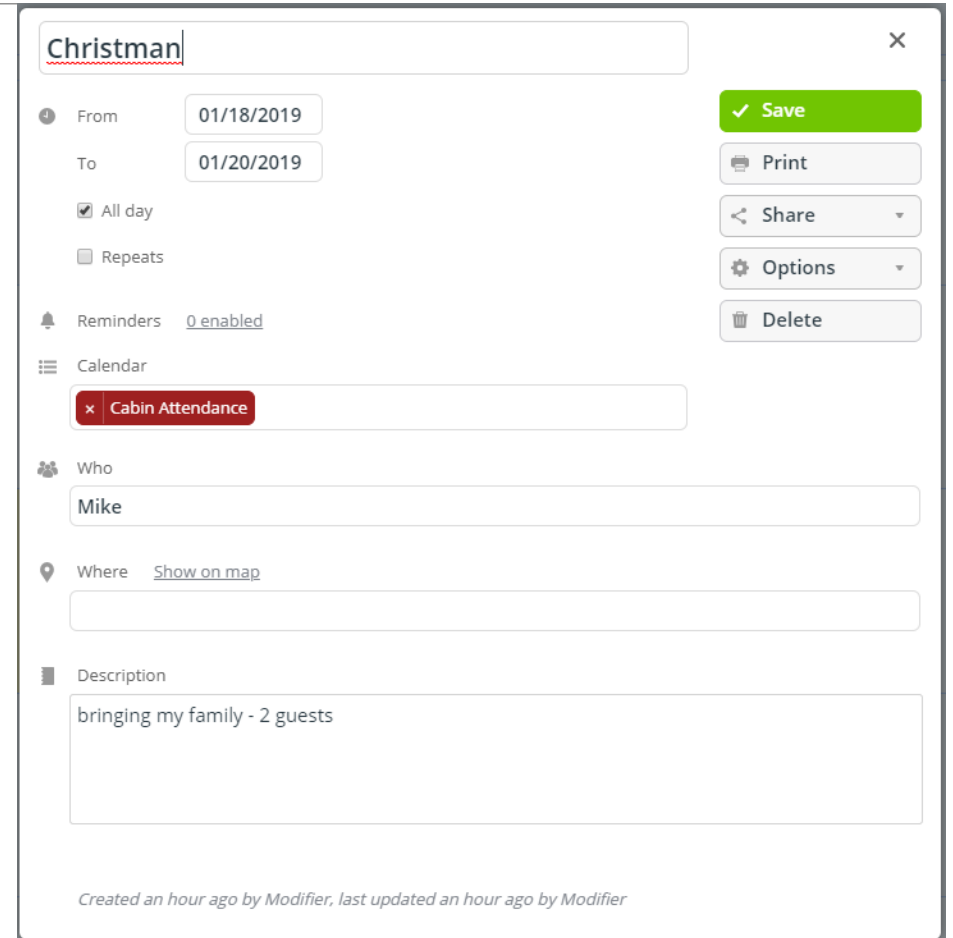
- There are three calendars...
- All of the functions are “live”
- If you click on a Red/Green/Blue Calendar bar, the display will change to only show the active calendar(s)
- Click again to restore them to active status
- You can change the view to month/week/day
- If you make changes, please turn on all calendars and set it for “month” view when you leave
- The calendar can be printed or downloaded



Calendar Use

To add something to the calendar:

- Click on the date you want to start with. This screen pops up:
- Fill in the Event Name ('Christman', or anything else)
- Click the text box for "From" and "To" and calendars will pop up to make date selection easier
- Click into the "calendar" box and click to select a calendar
- Fill in "who" (first name)
- Add other notes in the description section
- Click "Save"



A screenshot of a calendar event creation form. The form is titled "Christman" in a text box at the top. Below the title, there are fields for "From" (01/18/2019) and "To" (01/20/2019). There are checkboxes for "All day" (checked) and "Repeats" (unchecked). A "Reminders" section shows "0 enabled". A "Calendar" section has a dropdown menu with "Cabin Attendance" selected. A "Who" section has a text box with "Mike". A "Where" section has a text box with "Show on map" and a link. A "Description" section has a text box with "bringing my family - 2 guests". On the right side, there are buttons for "Save" (green), "Print", "Share", "Options", and "Delete". At the bottom, there is a footer that says "Created an hour ago by Modifier, last updated an hour ago by Modifier".

Christman

From 01/18/2019 To 01/20/2019

☒ All day ☐ Repeats

Reminders 0 enabled

Calendar

Who

Mike

Where [Show on map](#)

Description

bringing my family - 2 guests

Created an hour ago by Modifier, last updated an hour ago by Modifier

Calendar Use

The calendar will revert to the view you were using before (usually the month view).

If you scroll over the entry you just made you'll see a pop-up with the details...

Close the tab and you're done!!

Questions:.....