

Reservation Process



Dog is fit to fly

Reservation request is made



Documents and images are uploaded into portal



Dog is provided CDC confirmation to arrive at ACF



Time to fly!



Dog has CDC Exam at The ARK




Welcome to NYC!

Overview of the CDC Animal Care Facility Reservation Request Process



In-Cabin: Your dog travels with you inside the plane – usually under the seat in a carrier



Excess Baggage: Your dog is booked on your passenger reservation and travels on the same flight as you in the aircraft's climate-controlled cargo hold.









Manifest Cargo: Your dog travels on their own flight reservation with an Air Waybill (AWB) and additional safety and security protections

Visit arkjfk.com/acf-reservation-request to make your CDC reservation request.

CDC Animal Care Facility Reservation Request Process






Facebook: The ARK at JFK
Instagram: @ARKJFK
TikTok: @ARKJFK

1 Pre – Requisites

-  Purpose of travel, logistical considerations, hire a pet travel professional
-  Dog must arrive healthy
-  ISO Microchip must be implanted on or before the rabies vaccine
-  Rabies vaccine must be administered after 12 weeks of age and 30 days **at least** before titer blood draw
-  Identify approximate travel date, must be at least 28 days after blood draw date
-  Dog must be at least 6 months old to enter the U.S.







2 30 Days to 3 Months Before Arrival

IN COUNTRY TASKS

-  Familiarize yourself with CDC requirements
-  Meet with a veterinarian to discuss needs
-  Use an approved lab for the rabies titer/serology test
-  Veterinarian administers rabies vaccine or verifies a valid current vaccine
-  At least 30 days after vaccination, vet draws blood for rabies titer test and sends it to an approved lab





3 30 Days to 3 Months Before Arrival

ACF RELATED TASKS

-  Request a free quote on ARK website
-  Review quote and pay non-refundable reservation fee
-  Choose preferred travel date and airline
-  Submit required information using the portal link provided after payment
-  Review the draft CFRVM for accuracy and make necessary corrections
-  Upload Titer/FAVN results (if available)





4 15 to 30 Days Before Arrival

IN-COUNTRY TASKS




-  Receive titer results: confirm correct data, microchip number, and spellings
-  Have veterinarian review and sign CFRVM (Confirm all information is correct)
-  Record any health issues or treatments; keep medication in original vet-labeled bottle
-  Complete CDC Dog Import Form

5 15 to 30 Days Before Arrival

ACF RELATED TASKS

-  Submit additional documentation through portal (Draft CFRVM, Titer Test, CDC Import Form, Medical Condition Summary)
-  Correct any non-compliant items
-  Make final payment to ACF
-  Obtain CDC Reservation Confirmation

6 1-15 Days Before Arrival

-  Obtain government veterinarian endorsement on CFRVM. Ensure no changes from original (microchip, dog breed, etc.)
-  Address any other travel related issues and correct documents accordingly. Notify ACF of any recent health issues after initial submissions
-  Submit final CFRVM to ACF at least 24 hours prior to departure



The ARK CDC Experience!

