

Reservation Process



Dog is fit to fly

Reservation request is made



Documents and images are uploaded into portal



Dog is provided CDC confirmation to arrive at ACF



Time to fly!



Dog has CDC Exam at The ARK




Welcome to NYC!

Overview of the CDC Animal Care Facility Reservation Request Process



In-Cabin: Your dog flies with you inside the plane — usually under the seat in a carrier.



Excess Baggage: Your dog flies on the same flight as you or under a flight ticket, but in the cargo hold of the plane (a temperature-controlled area for animals).









Manifest Cargo: Your dog flies as official under an Air wayBill with accompanying safety & security protections.

Visit arkjfk.com/acf-reservation-request to make your CDC reservation request.

CDC Animal Care Facility Reservation Request Process






Facebook: The ARK at JFK
Instagram: @ARKJFK
TikTok: @ARKJFK

1 Pre – Requisites

-  Dog must be at least 6 months old to enter the U.S.
-  Dog must arrive healthy
-  ISO Microchip must be implanted on or before the rabies vaccine
-  Rabies vaccine must be administered after 12 weeks of age and 30 days before titer blood draw
-  Identify approximate travel date, must be at least 28 days after blood draw date
-  Purpose of travel, logistical considerations, hire a pet travel professional







2 30 Days to 3 Months Before Arrival

IN COUNTRY TASKS

-  Familiarize yourself with CDC requirements
-  Meet with a veterinarian and explain needs
-  Find a CDC accredited lab for titer/FAVN test
-  Veterinarian administers rabies vaccine (or certifies previous vaccine)
-  At least 30 days after vaccination, vet draws blood for rabies titer and sends it to an approved lab.





3 30 Days to 3 Months Before Arrival

ACF RELATED TASKS

-  Request a free quote on arkjfk.com/ACF-Reservation
-  Review quote and pay non-refundable reservation fee
-  Choose preferred travel date and airline
-  Enter required information into portal link provided with payment receipt
-  Review/understand draft CFRVM, identify errors and make corrections
-  Upload Titer/FAVN results (if available)





4 15 to 30 Days Before Arrival

IN-COUNTRY TASKS




-  Receive titer results: confirm correct data, microchip number, and spellings
-  Obtain signed CFRVM draft from veterinarian (Confirm all information is correct)
-  Record health issues and treatments; keep meds in original vet-labeled bottle.
-  Complete CDC Import Form and submit

5 15 to 30 Days Before Arrival

ACF RELATED TASKS

-  Submit additional documentation through portal (Draft CFRVM, Titer Test, CDC Import Form, Medical Condition Summary)
-  Correct any non-compliant items
-  Make final payment to ACF
-  Obtain CDC Reservation Confirmation

6 1-15 Days Before Arrival

-  Obtain government veterinarian endorsement on CFRVM. Ensure no changes from original (microchip, dog breed, etc.)
-  Address any other travel related issues and correct documents accordingly. Notify ACF of any recent health issues after initial submissions
-  Submit final CFRVM to ACF at least 24 hours prior to departure

