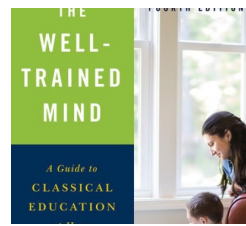




METHODS
WHAT TO DO




RESOURCES
WHAT TO READ



CURRICULUM
WHAT TO USE

CLASSICAL APPROACH



Teaching the Trivium

Classical homeschooling, which has its roots in antiquity, has produced a plethora of influential people over the centuries– Plato, Archimedes, Galileo, Isaac Newton, Shakespeare, Thomas Jefferson, and St. Paul of Tarsus. Children using the classical approach excel because they learn how to learn. This approach teaches children how to find information themselves and how to assess information for flaws and truth. It is a rigorous approach to learning based on the trivium: the grammar stage, the logic (dialectic) stage, and the rhetoric stage. A Classical education’s primary focus is the formation of virtue to *“love what is truly lovely and desire what is truly desirable.”*

Grammar Stage

The elementary grades are used to impart concrete facts, which are the foundation of all subjects to learn. It focuses on memorization and repetition to form the building blocks for the next stage. They are learning the basics in each subject including grammar. Younger children are like sponges and can memorize information easily. In this stage, they're absorbing information, rather than thinking abstractly about it. Because young children in the grammar stage love doing things repetitively, classical educators seek to pack in as much information as they can through poems, songs, rhymes, and dances. In this stage, kids learn stacks of information so they can use it later to think deeply and critically about a variety of topics.

Dialectic Stage

In the next stage, children move on to analytical thinking. They begin to apply the tools (and facts) they discovered in the grammar stage. They naturally begin to question why things are the way they are and the logic behind it. Students are usually middle school age when they study the logic phase, which means they are becoming more argumentative. Students in the Dialectic Stage start debating different topics. Being forced to defend or attack both sides of an argument helps a student learn it in greater detail. Students in the logic phase also do a lot of compare and contrast exercises.

Rhetoric Stage

The last stage of the trivium in the classical model of education, is rhetoric, which is using the knowledge and logic they learned up to this point and learning how to express themselves with original thought. Students explore abstract thought and hypothetical situations. Students are usually high school age when they study the rhetoric phase. They can now analyze and synthesize the information they learned in the grammar and dialectic phases to develop their own opinions. The rhetoric phase also focuses on teaching students how to communicate their views in an effective and persuasive manner through speech and writing.

GRAMMAR

STAGE:

Learn the tools



DIALECTIC

STAGE:

Understand the tools



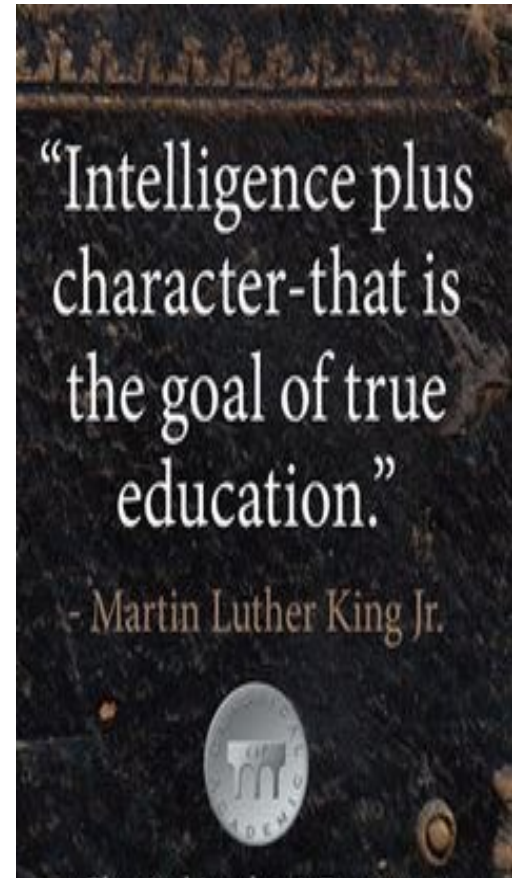
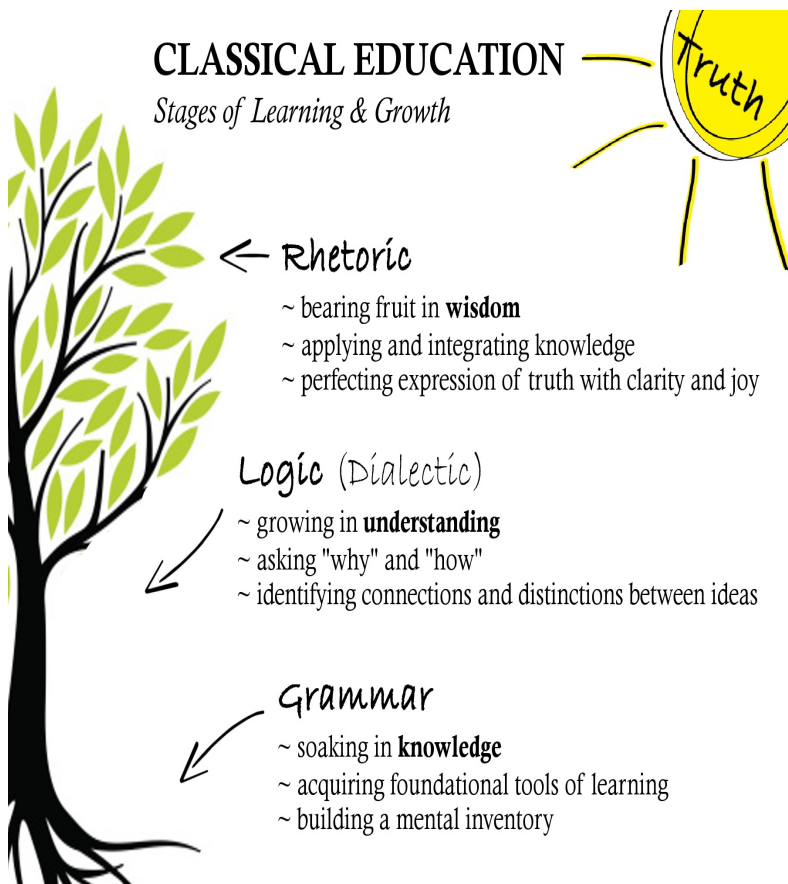
RHETORIC

STAGE:

Apply the tools



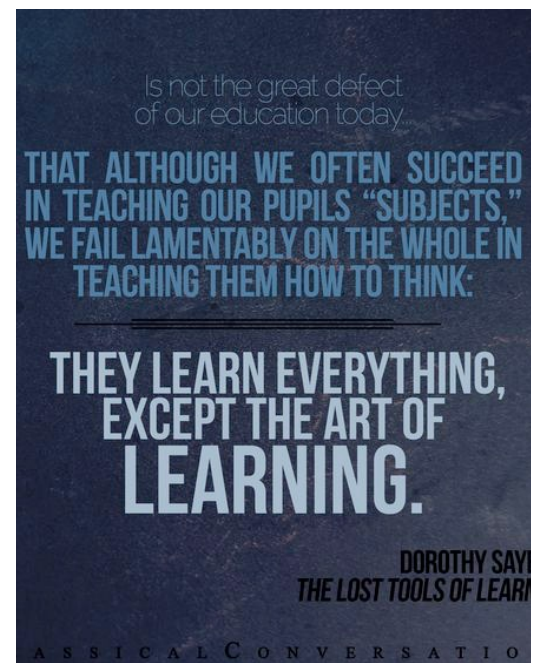
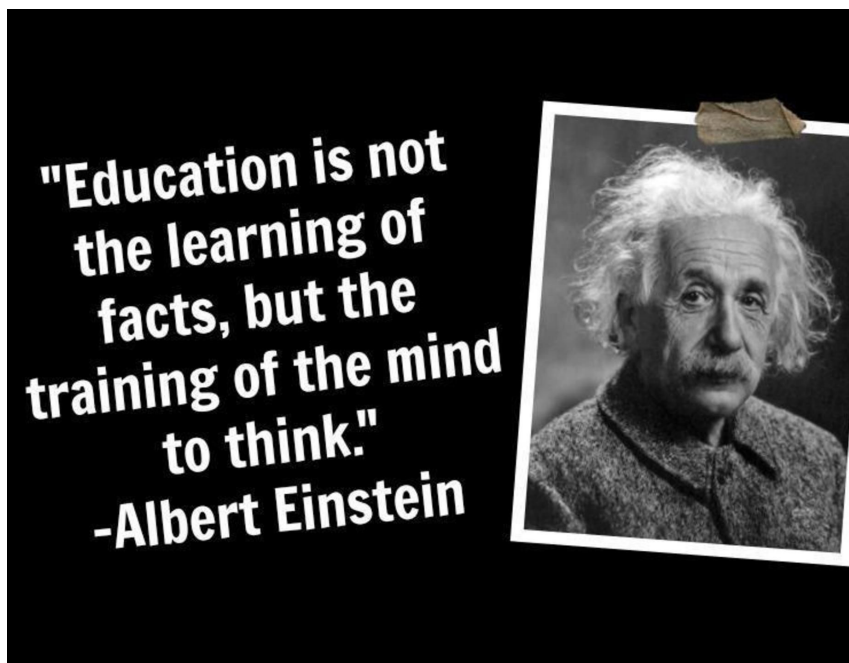
METHODS



Learning the different aspects of this method will help you educate the whole child, and grow an independent, self learner. If you feel lead to use a Classical approach to homeschooling, I recommend you incorporate the following components in your homeschool:

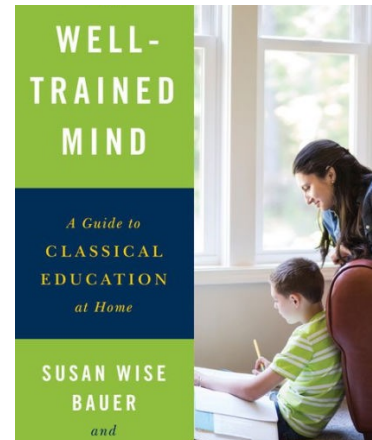
- ☞ Find and use curriculum that is Classically inspired.
- ☞ Read Classic literature and primary documents by great thinkers and theologians.
- ☞ Use copy work as a way to emulate great thinkers and as a way to memorize bible verses and facts.
- ☞ History is learned in chronological order so students can discover the cause and effect relationships throughout history.
- ☞ The study of history, literature (and even science in some cases) are usually learned together.
- ☞ Explore (and memorize) poetry.
- ☞ Grammar instruction which includes diagraming and parsing of sentences
- ☞ Learn Latin and then another language.

- ☞ Do map work, memorize states and countries, and learn geography
- ☞ Learn science from an apologetic perspective so students learn to evaluate information presented and argue effectively for truth.
- ☞ Learn about master artists as well as art history. Visit a lot of museums.
- ☞ Learn about composers, the orchestra, and music history.
- ☞ Model a love of learning for your kids by reading, memorizing or copying right alongside them, and always learn about new things.
- ☞ Engage in lots of discussions about life, ideas, topics, and interests especially with middle and high schoolers. Teach your children how to express themselves politely, boldly and effectively.
- ☞ Drill (in fun ways) is used to memorize facts and the building blocks of each subject.
- ☞ Assessment is usually done through discussions, narrations, worksheets, and essays.
- ☞ Classical Education is not just about thinking, it's about learning how to think.
- ☞ Mastery is emphasized over completion.
- ☞ Students who learn in this manner learn how to cover topics comprehensively, form an opinion and then persuasively transmit those ideas to others in a controlled, clever and winning debating style.
- ☞ Create a schedule that includes the core subjects: Literature (and phonics for younger), composition, grammar (and spelling), math, science, history (and map work), art appreciation, music history, latin and penmanship. You do not have to do all of these topics every day but each will play an integral part of your homeschooling each week, month and semester.




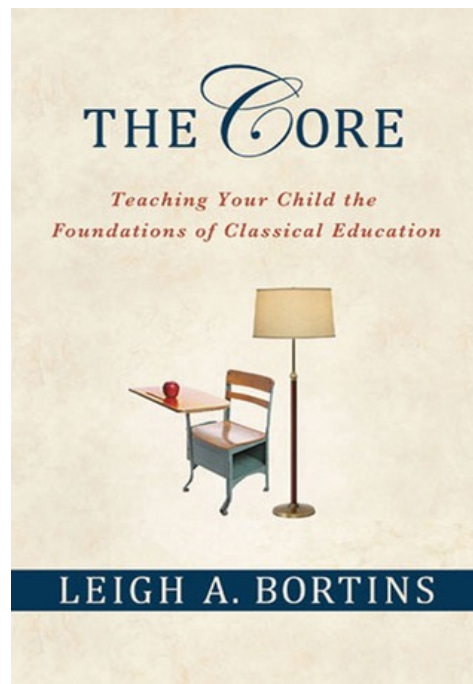

RESOURCES TO READ

A Classical approach to homeschooling may look like traditional school in the way information is presented but it is very different because of the type of information that is taught! If you were taught in the traditional school system and/or your child is coming home from years of traditional schooling, a classical approach will feel somewhat familiar to you but you will be challenged by the subjects that are included and taught. Your homeschool assessment shows this is the type of education you gravitate towards, you feel more comfortable doing and you value in education. Do not feel you need to read all of these resources before beginning your new homeschooling journey. I recommend you become acquainted with the following books, authors, websites and ideas as you walk this homeschooling journey (links provided in pdf file). Pick a few to read before you begin and then read a few new ones each year you homeschool for inspiration and for new ideas along the way. Remember as a Classical educator, you are also a student! Classical Education is not just about thinking; it's about learning how to think, how to apply new knowledge and how to share it with others. This relates to YOUR education as well as to your child's!



- 🔗 [The Well-Trained Mind: A Guide to Classical Education at Home](#) by Susan Wise Bauer and Jessie Wise
- 🔗 [The Well-Educated Mind: A Guide to the Classical Education You Never Had](#) by Susan Wise Bauer
- 🔗 [For the Children's Sake: Foundations of Education for Home and School](#) by Susan Schaefer MacAuthor
- 🔗 [Teaching the Trivium: Christian Homeschooling in a Classical Style](#) by Bluedorn, Harvey, and Laurie
- 🔗 [The Core: Teaching Your Child the Foundations of Classical Education](#) by Leigh A. Bortins

- ☞ Classical Christian Education Made Approachable by Classical Conversations Inc.
- ☞ The Lost Tools of Learning by Dorothy L. Sayers
- ☞ Educating the Wholehearted Child by Clay and Sally Clarkson
- ☞ A Thomas Jefferson Education: Teaching a Generation of Leaders for the Twenty-First Century by Oliver DeMille
- ☞ Homeschooling for Excellence by David and Micki Colfax
- ☞ Teaching From Rest: A Homeschooler's Guide to Unshakeable Peace by Sarah Mackenzie
- ☞ Homeschool Made Simple DVD and MP3 Interviews and Seminars by Carole Joy Seid
- ☞ The Life-giving Home: Creating a Place of Belonging and Becoming by Sally and Sarah Clarkson



CURRICULUM CHOICES

This list is not exhaustive but it represents the most updated, relevant, and engaging resources for a Classically inspired homeschool experience. Using a rigorous approach to learning like a Classical method, the family is encouraged to learn the humanities together as a family. The majority of choices below are designed to be used with multi-aged children but adapted to the stage each student is in. The two main subjects that should be done at individual levels are mathematics and reading instruction. Links to websites are included in pdf file if applicable.

CLASSICAL CURRICULUM PUBLISHERS:

- ❖ [Well Trained Mind Publisher](#)
- ❖ [Memoria Press](#)
- ❖ [Veritas Press](#)

ALL IN ONE CLASSICAL- INSPIRED CURRICULUM:


- ❖ [Classical Conservations](#)
- ❖ [Tapestry of Grace](#)
- ❖ [My Father's World](#) (gentle approach to classical education)
- ❖ [Sonlight](#) (gentle approach to classical education)

LANGUAGE ARTS:

- ❖ [First Primary Language Lessons from the Well Trained Mind \(Level 1, 2, 3 & 4\)](#) by Jessie Wise
- ❖ [Primary Language Lessons](#) and [Intermediate Language Lessons](#) by Emma Serl
- ❖ [English for the Thoughtful Child Vol 1 & 2](#) by Mary F. Hyde and Cynthia Shearer.

READING & SPELLING INSTRUCTION

- ❖ [The Writing Road to Reading](#) by Romalda Bishop Spalding
- ❖ [All About Reading](#) and [All About Spelling](#) curriculum
- ❖ [Barton Reading & Spelling System](#)



WORD OF CAUTION:

Do NOT spend a lot of money on curriculum especially when implementing the Classical approach. This methodology and philosophy of home education can be done with little to no financial commitment.

With any new curriculum, first try to borrow someone else's or buy used before investing in new expensive curriculum.

Remember: What works great for your friend may not be best for your family.

- ❖ Library card and lots of great books and classics
- ❖ Poetry , Bible verses, and passages from great literature to memorize, narrate and recite
- ❖ Shakespeare, Homer, Plato, Aristotle, C.S. Lewis, Tolkien, Virgil, Thoreau, & John Locke,
- ❖ Linguistic Development through Poetry Memorization by IEW
- ❖ Any reading instruction guide or resource created and sold at Well Trained Mind website

WRITING & GRAMMAR INSTRUCTION

- ❖ Institute for Excellence in Writing (IEW)
- ❖ Poetry , Bible verses, and passages from great literature to use for copy work and to dictate.
- ❖ Draw Write Now Series Vol 1- 8 by Marie Habitzel
- ❖ Shurley English
- ❖ Call Me Ishmael Postcards: Sentence Diagrams of Great Literary Quotes by Pop Chart Lab




LATIN INSTRUCTION

- ❖ Lively Latin Books 1 & 2
- ❖ Henle Latin Grammar and Henle Latin (First Year, Second Year & Third Year)

MATH INSTRUCTION

- ❖ Mathematical Reasoning Workbooks by Critical Thinking Co.
- ❖ Teaching Textbooks
- ❖ Saxon Math
- ❖ Introductory Logic and Intermediate Logic by Canon Logic Series



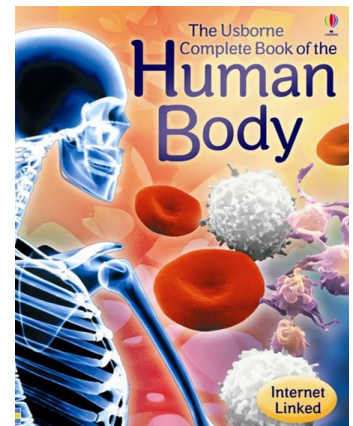



HISTORY & GEOGRAPHY INSTRUCTION (Chronological)

- ❖ The Mystery of History (Volume 1, 2, 3 & 4)
- ❖ Story of the World Vol 1, 2, 3 and 4 by Susan Wise Bauer
- ❖ Usborne Encyclopedia of World History by Jane Bingham (and any other Usborne history encyclopedias- ancient, medieval, etc.)
- ❖ Omnibus (high school)
- ❖ Draw and Write Through History Vol 1-6 by Carylee Gressman
- ❖ Library card and reading lists: Start at the beginning of time and read your way through history (Carol Joy Seid Reading Lists, Read Aloud Revival Reading Lists, or contact Carrie for her list of favorites)
- ❖ Incorporate the lives of great thinkers, artists, composers, scientists, and missionaries in history instruction
- ❖ Historical fieldtrips and travel

- ❖ The Travel Book by Lonely Planet Kids or any child-friendly atlas
- ❖ Draw the World: An Easy Step-By-Step Approach by Kristin Draeger
- ❖ Timeline Cards (Classical Conversations or Veritas Press)

SCIENCE INSTRUCTION (Delve into one or two topics a year)

- ❖ Usborne Illustrated Encyclopedia: The Natural World by Lisa Watts (and other Usborne Encyclopedias - space, animals, body, etc)
- ❖ Apologia Explore's Series
- ❖ Christian Liberty Nature Readers Vol 1, 2, 3, 4 & 5 by Wendy Kramer
- ❖ Library card & Scientific fieldtrips




ART INSTRUCTION


- ❖ Drawing with Children by Mona Brookes
- ❖ Free Art Lessons online by Hodgepodge
- ❖ Draw Write Now Series Vol 1- 8 by Marie Habitzel
- ❖ Draw the World: An Easy Step-By-Step Approach by Kristin Draeger

PICTURE AND MUSIC STUDIES

- ❖ Library card and list of three artists
- ❖ Picture Study Portfolios by Simply Charlotte Mason Press
- ❖ Come With Me Series by Gladys Blizzard
- ❖ James Mayhew Katie Series by James Mayhew
- ❖ Smart About Art Series by Jane O'Connor
- ❖ Meet the Master's Art Homeschool Program
- ❖ Visit Art Museums
- ❖ Classics for Kids Website

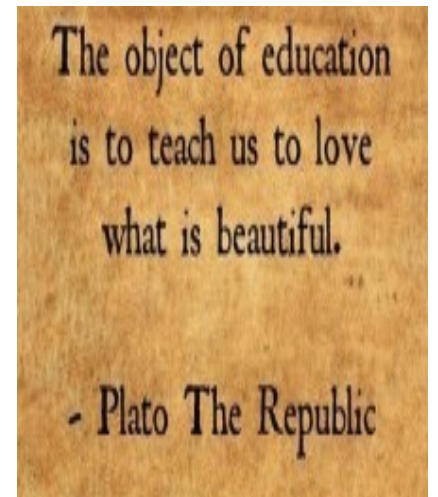
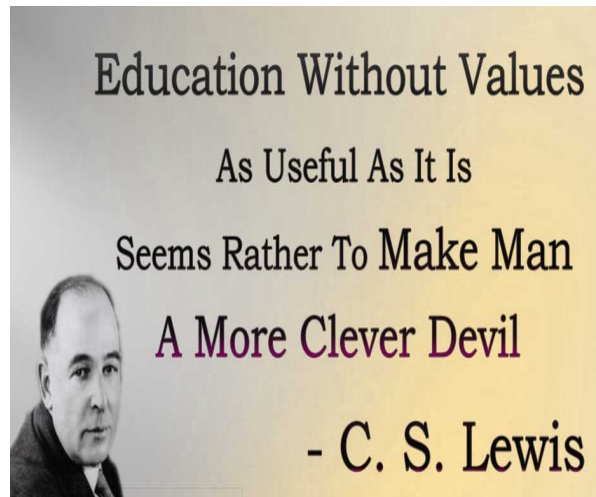
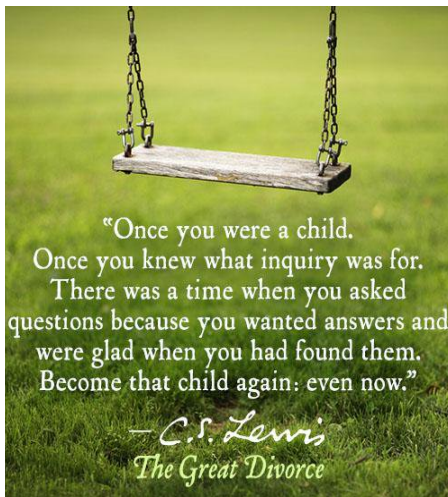


- ❖ Music Studies with Master Portfolios by Simply Charlotte Mason Press
- ❖ Attend great musicals, symphonies, and operas



GAMES

While playing games is not a major component of a classically inspired curriculum, games along with music help students in the grammar and dialectic stage memorize facts, figures and dates. Visit FUNdamentals Games list on Amazon for recommendations of hours of fun and learning: <https://smile.amazon.com/hz/wishlist/ls/1279N3ZFISS9H>



Plans for My Classical Year

Family History & Bible

Time Period: _____

Family Enrichment Studies

Scripture Memory: _____
Book of Bible & Theme

Music Study: _____
Composer #1

Poetry: _____
Poet

Composer #2

Shakespeare: _____
Play

Composer #3

Picture Study: _____
Artist #1

Latin: _____

Artist #2

Art Instruction: _____
Project #1 or skill

Artist #3

Project #2 or skill

Science Topic: _____

Geography: _____
Curriculum

Literature List: _____

Language Arts & Math

Student: _____

Math: _____
Resource or level

Reading: _____
Resource or Focus

Grammar: _____
Resource or Focus

Spelling/ Vocabulary: _____
Resource or Focus

Writing: _____
Resource or Focus

*Instrument: _____

Student: _____

Math: _____
Resource or level

Reading: _____
Resource or Focus

Grammar: _____
Resource or Focus

Spelling/ Vocabulary: _____
Resource or Focus

Writing: _____
Resource or Focus

*Instrument: _____

Student: _____

Math: _____
Resource or level
Resource or Focus

Reading: _____
Resource or Focus

Grammar: _____
Resource or Focus

Spelling/ Vocabulary: _____
Resource or Focus

Writing: _____

*Instrument: _____

Student: _____

Math: _____
Resource or level

Reading: _____
Resource or Focus

Grammar: _____
Resource or Focus

Spelling/ Vocabulary: _____
Resource or Focus

Writing: _____
Resource or Focus

*Instrument: _____