



September - May

Morning Time Plans

Days of Creation



Carrie De Francisco
www.coffeewithcarrie.org

Simple Homeschooling



January

THEME: Day Four of Creation

"And God said, 'Let there be lights in the expanse of the sky to distinguish between the day and the night, and let them be signs to mark the seasons and days and years. And let them serve as lights in the expanse of the sky to shine upon the earth.' And it was so... And God saw that it was good. And there was evening, and there was morning—the fourth day." ~Genesis 1: 14-19

Scripture

Throughout the month, read, discuss, and memorize Genesis 1:14-19. Additional verses for older students: Ps 19:1, Ps 136: 1-9, Isaiah 40:26, and Philippians 2:15.

Memory Work

Pick one of the Bible verses to use as copy work and/or memory work or memorize "The Moon." With younger children, memorize nursery rhymes such as "Twinkle Little Star" and "Hey Diddle Diddle."

Poetry

Read and discuss "The Moon" by Robert Louis Stevenson.

Art Study

Study the painting, "Starry Night" by Vincent Van Gogh.

Hymn Study

Listen to and learn the hymn "Great is Thy Faithfulness"

Folk Song Study

Listen to and learn the African American Spiritual, "Follow The Drinking Gourd."

Nature Study

Observe constellations and the moon. Research and draw.

Experiments & Crafts

Observe the phases of the moon. Draw them. Create them with Oreos. Using a constellation map, locate the North Star and other constellations in the night sky. Create star sticker constellations.

Read Aloud

Read picture books about stars, planets, space, and the moon. Check out these favorites: I Love You to the Moon & Back by Hepworth, Kite for Moon by Yolen, Zoo in the Sky: A Book of Animal Constellations by Mitton, Star Stories: Constellation Tales From Around the World by Ganeri, Twas the Evening of Christmas by Nellist, Bethlehem's Brightest Star: A Christmas Story About Jesus by Tracy O, and Music for Mister Moon By Stead. Check out these chapter books: A Wrinkle in Time, The Martian Chronicles, and Where the Mountain Meets the Moon.



DAILY

Read Genesis 1. Memorize Genesis 1:14-19.
Memorize a portion of "The Moon" by Robert Louis Stevenson.
Listen to "Great is Thy Faithfulness" and begin learning it.
Read Aloud a picture book on space, planets, stars, or the moon.

Week One

Read "The Moon." Discuss the vocabulary. Begin to memorize it. Older students can analyze its rhyming pattern.
Do Week One of Art Study.
Do one of the science experiments and one of the craft projects.
Every night, observe the moon. Draw it. Label its phase.

Week Two

Do Week Two of Art Study.
Do one of the science experiments and one of the craft projects.
Continue observing and drawing the moon phases.
Do some star gazing this week.

Week Three

Do Hymn study. Listen to and learn "Great is Thy Faithfulness." For fun, also learn the African spiritual, "Follow The Drinking Gourd."
Do one of the science experiments and one of the craft projects.
Continue observing and drawing the moon phases.
Do some star gazing this week.

Week Four

Finish memorizing "The Moon."
Continue observing and drawing the moon phases.
Do some star gazing this week.



January

RESEARCH

Research one, some, or all of the following:

Eratosthenes of Cyrene (276–195 B.C.)

Claudius Ptolemy & the Ptolemaic System (A.D. 90–168)

Nicolaus Copernicus (1473–1543)

Johannes Kepler (1571–1630) & Kepler Laws

Galileo Galilei (1564–1642) & Telescopes

Sir Isaac Newton (1643–1727) and Laws of Motion

Albert Einstein (1879–1955) and 4D (wormholes) & Law of Relativity

Department of NASA

Moon Missions and Shuttle Program

Is Pluto a Planet?

Comets and the Astroid Belt

Solar and Moon Eclipses

Careers in Space and Astronomy

Mayan Calendar and other ancient astronomers.

HUMANITIES

Read Pourquoi stories (origin myths) such the Native American tale, "How The Moon Regained Her Shape" and other origin myths about how the stars, moon, and sun came to be.

Learn about the Egyptian Sun god, Ra and the Greek sun god, Helios.

Learn about the Roman & Greek gods the planets are named after.

Read Joshua 10 about the day the sun stood still.

WRITING

Write one, some, or all of the following:

Write a research report on one of the research topics above.

Write a persuasive speech to eliminate the Space Force or NASA (or vice versa)

Write a process paragraph (or "How To Paragraph") explaining the Laws of Motion or Kepler's Laws.

Write a poem about space, stars, and/or the planets.

PRESENT

Share one of the following with your family:

3D Model explaining the solar system.

Create Googleslides, reel, or video to teach younger siblings a topic you researched.

Give a speech AS Newton, Galileo, or Neil Armstrong. Share his life and discoveries in first person.



January

Memorize

And God said, "Let there be lights in the expanse of the sky to distinguish between the day and the night, and let them be signs to mark the seasons and days and years. And let them serve as lights in the expanse of the sky to shine upon the earth." And it was so. God made two great lights: the greater light to rule the day and the lesser light to rule the night. And He made the stars as well.

~Genesis 1: 14-16

Read Genesis 1

WEEK 1 (V: 1-8)

In the beginning, God created the heavens and the earth. The earth was without form and void, and darkness was over the face of the deep. And the Spirit of God was hovering over the face of the waters.

And God said, "Let there be light," and there was light. And God saw that the light was good. And God separated the light from the darkness. God called the light Day, and the darkness he called Night. And there was evening and there was morning, the first day.

And God said, "Let there be an expanse in the midst of the waters, and let it separate the waters from the waters." And God made the expanse and separated the waters that were under the expanse from the waters that were above the expanse. And it was so. And God called the expanse Heaven. And there was evening and there was morning, the second day.

WEEK 2 (V: 9-13)

And God said, "Let the waters under the heavens be gathered together into one place, and let the dry land appear." And it was so. God called the dry land Earth, and the waters that were gathered together he called Seas. And God saw that it was good.

And God said, "Let the earth sprout vegetation, plants yielding seed, and fruit trees bearing fruit in which is their seed, each according to its kind, on the earth." And it was so. The earth brought forth vegetation, plants yielding seed according to their own kinds, and trees bearing fruit in which is their seed, each according to its kind. And God saw that it was good. And there was evening and there was morning, the third day.



January

Read Genesis 1

WEEK 3 (V: 14-23)

And God said, "Let there be lights in the expanse of the heavens to separate the day from the night. And let them be for signs and for seasons, and for days and years, and let them be lights in the expanse of the heavens to give light upon the earth." And it was so. And God made the two great lights—the greater light to rule the day and the lesser light to rule the night—and the stars. And God set them in the expanse of the heavens to give light on the earth, to rule over the day and over the night, and to separate the light from the darkness. And God saw that it was good. And there was evening and there was morning, the fourth day.

And God said, "Let the waters swarm with swarms of living creatures, and let birds fly above the earth across the expanse of the heavens." So God created the great sea creatures and every living creature that moves, with which the waters swarm, according to their kinds, and every winged bird according to its kind. And God saw that it was good. And God blessed them, saying, "Be fruitful and multiply and fill the waters in the seas, and let birds multiply on the earth." And there was evening and there was morning, the fifth day.

WEEK 4 (V: 24-31)

And God said, "Let the earth bring forth living creatures according to their kinds—livestock and creeping things and beasts of the earth according to their kinds." And it was so. And God made the beasts of the earth according to their kinds and the livestock according to their kinds, and everything that creeps on the ground according to its kind. And God saw that it was good.


Then God said, "Let us make man in our image, after our likeness. And let them have dominion over the fish of the sea and over the birds of the heavens and over the livestock and over all the earth and over every creeping thing that creeps on the earth." So God created man in his own image, in the image of God he created him; male and female he created them. And God blessed them. And God said to them, "Be fruitful and multiply and fill the earth and subdue it, and have dominion over the fish of the sea and over the birds of the heavens and over every living thing that moves on the earth." And God said, "Behold, I have given you every plant yielding seed that is on the face of all the earth, and every tree with seed in its fruit. You shall have them for food. And to every beast of the earth and to every bird of the heavens and to everything that creeps on the earth, everything that has the breath of life, I have given every green plant for food." And it was so. And God saw everything that he had made, and behold, it was very good. And there was evening and there was morning, the sixth day.



Genesis 1: 16

God made two great
lights, and He made
the stars as well.


Practice Time!

The image shows four sets of horizontal lines for handwriting practice. Each set consists of a solid top line, a dashed middle line, and a solid bottom line, providing a guide for letter height and placement.

Psalm 19:1

The heavens declare
the glory of God; the
skies proclaim the
work of his hands.


Practice Time!

The practice section consists of five sets of horizontal lines. Each set includes a solid top line, a dashed middle line, and a solid bottom line, providing a guide for letter height and placement. There are five such sets stacked vertically, each with a small gap between them.

Isaiah 50:26

Look up into the
heavens. Who created
all the stars?

Practice Time!




Handwriting practice lines consisting of four sets of three horizontal lines (top solid, middle dashed, bottom solid) for tracing and writing practice.

Philippians 2:15

As children of God,
you will shine among
them like stars in the
sky.


Practice Time!

The image shows a series of ten horizontal lines for handwriting practice. Each line set consists of a solid top line, a dashed middle line, and a solid bottom line, providing a guide for letter height and placement.

Revelation 22: 16

I, Jesus, am David's
root and offspring; I
am the bright
morning star."

Practice Time!

The image shows a series of ten horizontal lines for handwriting practice. Each line set consists of a solid top line, a dashed middle line, and a solid bottom line, providing a guide for letter height and placement. These lines are evenly spaced and extend across the width of the page.




The Moon

by Robert Louis Stevenson

★ The moon has a face like the clock in the hall;
She shines on thieves on the garden wall,
On streets and fields and harbour quays,
And birdies asleep in the forks of the trees.

The squalling cat and the squeaking mouse,
The howling dog by the door of the house,
The bat that lies in bed at noon,
All love to be out by the light of the moon.

But all of the things that belong to the day
Cuddle to sleep to be out of her way;
And flowers and children close their eyes
Till up in the morning the sun shall arise.



January

LISTEN

Great is Thy Faithfulness

By Thomas Chisholm

Great is Thy faithfulness, O God my Father
There is no shadow of turning with Thee.
Thou changest not, Thy compassions, they fail not
As Thou hast been, Thou forever will be.

REFRAIN

Great is Thy faithfulness
Great is Thy faithfulness
Morning by morning new mercies I see.
All I have needed, Thy hand hath provided.
Great is Thy faithfulness, Lord, unto me.

LISTEN

Summer and winter and springtime and harvest
Sun, moon and stars in their courses above.
Join with all nature in manifold witness
To Thy great faithfulness, mercy and love.

LISTEN

REFRAIN

Pardon for sin and a peace that endureth
Thine own dear presence to cheer and to guide
Strength for today and bright hope for tomorrow
Blessings all mine with 10, 000 beside.



January

LISTEN

Follow the Drinking Gourd

Follow the drinking gourd,
Follow the drinking gourd,
For the old man is a-waiting for to carry you to freedom,
Follow the drinking gourd.

When the sun comes back and the first quail calls,
Follow the drinking gourd.
The old man is a waiting for to carry you to freedom,
Follow the drinking gourd.

Chorus

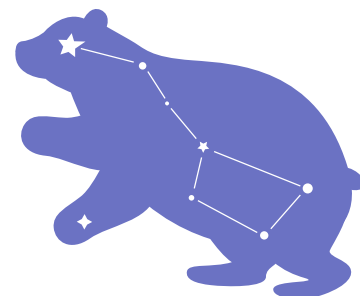
Now the river bank makes a mighty good road,
The dead trees will show you the way.
Left foot, peg foot, traveling on,
Follow the drinking gourd.

Chorus

Now the river ends between two hills,
Follow the drinking gourd.
There's another river on the other side,
Follow the drinking gourd.

Chorus

African American Spiritual

LISTEN

January

Artist: Vincent Van Gogh
"Starry Night"
1889, France
Oil on Canvas



Week One

- 1). Print in color "The Starry Night" or [view online](#).
- 2) Show it for 5 minutes. Tell students to study it. Look for details.
- 3). Turn it face down. Ask students to describe the painting from memory.
- 4). Turn the painting face up again. While they are looking at it, ask them to describe it and to pick out details they didn't mention.
- 5). Discuss the painting. What is it? When is it? Where is it? What do they like about it? What colors do they see? How many stars do you see?

Week Two

- 1). Learn about the artist Vincent Van Gogh.
- 2). He was an influential Post Impressionist painter, who is known for his thick brush strokes.
- 3). Van Gogh's paintings are known for his bold use of color. This is evident in both Van Gogh's landscapes and his still life paintings.
- 4). Look at his other landscape paintings. Which ones do you like best?
- 5). Look at his still life paintings of flowers. Which ones do you like best?




January




Phases of the Moon

Each night during the month of January, create a constellation and moon journal.
Observe the night sky. Draw in your nature journal the constellations you see.
Draw the moon.


FIRST QUARTER




WAXING CRESCENT




NEW MOON




WANING CRESCENT




LAST QUARTER




WANING GIBBOUS



FULL MOON





WAXING GIBBOUS



Night Time Nature Study

Learn about the phases of the moon. Using oreo cookies, create each phase of the moon.





Harvest Moon Tutorial




Constellations & Stars

Print the next page. Connect the dots. Using black construction paper, white chalk, and star stickers, make 2D models of constellations. Using mini marshmallows and toothpicks, create a 3D model of each constellations. Then use the app, Sky View, to locate constellations in the winter sky.



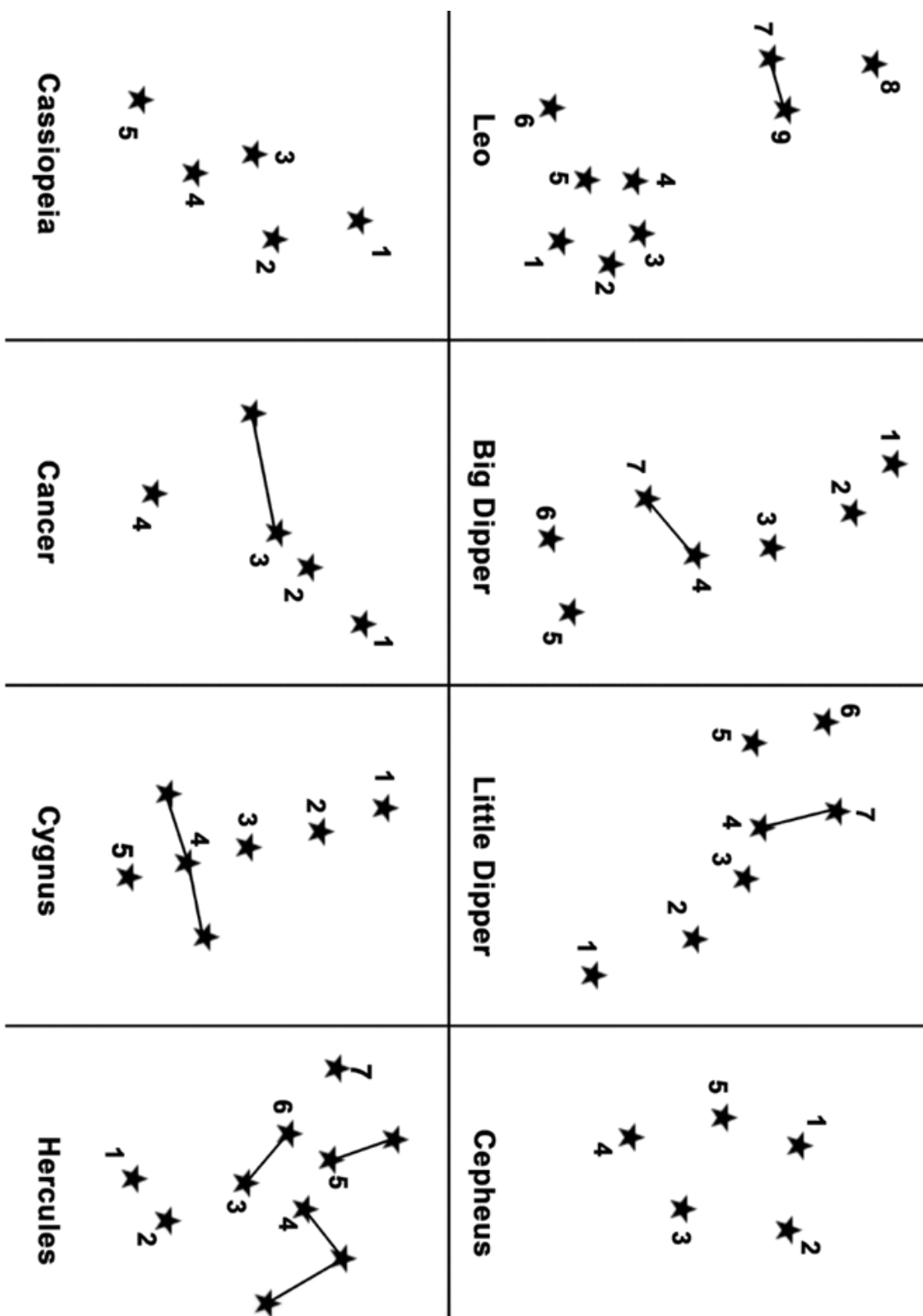
Northern Lights
Tutorial



Starry Night
Tutorial



Constellations & Stars




Build a Rocket

Test out Newton's 3rd Law of Motion: For every action there is an opposite and equal reaction. This law is also used to launch rockets into space.

MATERIALS NEEDED:

- One empty 35mm plastic film canister and lid
- One fizzing antacid tablet (such as Alka-Seltzer)
- Water



DIRECTIONS

1. Protect your eyes and head outside. When this works, the film canister really flies!
2. Break the antacid tablet in half.
3. Remove the lid from the film canister and put a teaspoon (5 ml) of water into the canister.
4. Quickly, drop the tablet half into the canister and snap the cap onto the canister (make sure that it snaps on tightly.)
5. Quickly put the canister on the ground CAP SIDE DOWN and STEP BACK at least 2 meters.
6. About 10 seconds later, you will hear a POP! The film canister will launch into the air!

****Caution:** If it does not launch, wait at least 30 second before examining the canister. Usually the cap is not on tight enough and the build up of gas leaked out.





Don't forget to check out other *Coffee With Carrie* RESOURCES



WEBSITE:



www.coffeewithcarrie.org

PODCAST:



[Coffee With Carrie Homeschool Podcast](#)

INSTAGRAM



[@coffeewithcarrieconsultant](#)

YOUTUBE:



[Coffee With Carrie Homeschool Help](#)

THE COFFEE
HOUSE



[The Coffee House Membership](#)

BOOKS



[Order
Just Breathe](#)



[Order
Homeschool
High School](#)



Invite Carrie to speak at
your next Mom's event
or local homeschool
conference.

[CONTACT](#)



Need help
homeschooling? Sit
down, relax, and book a
coffee date with Carrie.

[SCHEDULE](#)