

THEME: Astronomy

Groundhog Day: February 2nd
Valentine's Day: February 14th
President's Day: February 20th
Mardi Gras: February 21st
Ash Wednesday: February 22nd

Scripture

Throughout the month, read and discuss 1 Corinthians 13. Focus on the memory verse: 1 Corinthians 13:4-8. Use the "numbered hearts" and bible verses as a devotional countdown to Valentine's Day.

Poetry

Read and discuss "Stopping by Woods on a Snowy Evening" by Robert Frost .

Memory Work

Throughout the month, memorize "Stopping by Woods on a Snowy Evening" by Robert Frost.

Art Study

Study the painting, "Hay Stacks: Snow Effect" by Claude Monet and learn about the artist.

Composer Study

Listen to Symphony no. 1 'Winter Daydreams' and learn about Tchaikovsky.

Folk Song

Listen to "Jesus Loves Me" written by Anna Bartlett Warner.

Nature Study

Learn about birds and migration.

Read Aloud

Read aloud winter picture book and/or a chapter of the book **Miracles on Maple Hill** by Virginia Sorensen.



DAILY

Read through 1 Corinthians 13. Memorize V: 4-8.
Memorize a portion of "Stopping by Woods on a Snowy Evening."
Listen to "Jesus Loves Me" and learn it.
Read aloud a winter picture book and/or a chapter of Miracles on Maple Hill by Virginia Sorensen.

Week One

Read the poem, "Stopping by Woods on a Snowy Evening."
Discuss the vocabulary. Begin to memorize the poem.
Do Week One of Art Study.
Begin Bird Watching. Make natural bird feeders.
Pick one bird to research and draw.

Week Two

Continue memorizing the poem "Stopping by Woods."
Do Week Two of Art Study.
Continue bird Watching. Learn about bird migration
Pick one bird to research and draw.

Week Three

Finish Poetry study. Older students can analyze the rhyming pattern and examples of alliteration and repetition in "Snowy Evening" by Robert Frost.
Do a Composer study. Listen to Symphony no. 1 'Winter Daydreams' and learn about Tchaikovsky.
Continue bird Watching. Make a few more natural bird feeders.
Pick one bird to research and draw.

Week Four

Finish Composer study. Listen to "Winter Daydreams" and play a few music games at classicsforkids.com
Have a Poetry Tea Party. Take turns reciting "Stopping by the Woods" poem and other poems by Robert Frost.
Go on a bird walk or hike.
Pick one bird to research and draw.



Memorize

Love is patient, love is kind. It does not envy, it does not boast, it is not proud. It is not rude, it is not self-seeking, it is not easily angered, it keeps no account of wrongs. Love takes no pleasure in evil, but rejoices in the truth. It bears all things, believes all things, hopes all things, endures all things. Love never fails.”
1 Corinthians 13:4-7

WEEK ONE:
Valentine Countdown.

February 1st: Love is patient. Read the story of Joseph. Discuss how he was patient while imprisoned and how he was patient with his brothers. What does patient mean? How can you be patient today?

February 2nd: Love is kind. Read the story of the Good Samaritan. Discuss how the Good Samaritan was kind. What does kindness mean? How can you be kind today?

February 3rd: Love does not envy. Read Genesis 37:12- 36. Discuss why Joseph's brothers were jealous. What does envy mean? How can you be content today?

February 4th: Love does not boast. Read the story of David and Goliath. Discuss how David boasts in the Lord, not in himself. What does boastful mean? How can you give God the glory?

February 5th: Love is not arrogant. Read Mark 9:33-37 then Matthew 18:1-4. Discuss. What does arrogant mean? How can you be humble today?

February 6th: Love is not rude. Read Luke 18:9-14. Discuss. What does the word rude mean? How can you be polite today?

February 7th: Love does not insist on its own way. Read Esther 4. Discuss how Esther put her uncle's and her people's needs before her own. What does it mean to be selfish? How can you be selfless today?



Memorize

Love is patient, love is kind. It does not envy, it does not boast, it is not proud. It is not rude, it is not self-seeking, it is not easily angered, it keeps no account of wrongs. Love takes no pleasure in evil, but rejoices in the truth. It bears all things, believes all things, hopes all things, endures all things. Love never fails.”
1 Corinthians 13:4-7

WEEK TWO:
Valentine Countdown.

February 8th: Love is not resentful. Read the story of Cain & Abel. Discuss why Cain was resentful and the consequences of his bitterness. What does resentful mean? How can you be forgiving?

February 9th: Love rejoices in the truth. Read Joshua 7. Discuss the consequences of not being honest. What does honesty mean? How can you be truthful today?

February 10: Love bears all things. Read Raising Lazarus story. Discuss how Jesus was empathetic to Mary and Martha's suffering and pain. What does it mean to "bear all things"? How can you show empathy today?

February 11: Love believes all things. Read Luke 8:43-48. Discuss the woman's faith in Jesus' ability to heal her. What does faith mean? What promises of God can you believe in today?

February 12th: Love hopes all things. Read 2 Kings 4. Discuss the widow's hope. What does biblical hope mean? How can you have an expectant hope today?

February 13th: Love endures all things. Read the story of Jesus' crucifixion and death. Discuss how much Jesus endured for us. What does endure mean? What can you endure today?

February 14th: Love never ends. The greatest of these is love. Read John 3:16. Discuss the verse.



Memorize

Love is patient, love is kind. It does not envy, it does not boast, it is not proud. It is not rude, it is not self-seeking, it is not easily angered, it keeps no account of wrongs. Love takes no pleasure in evil, but rejoices in the truth. It bears all things, believes all things, hopes all things, endures all things. Love never fails.”
1 Corinthians 13:4-7

WEEK THREE

Read 1 Corinthians 13: 1-8

If I speak in the tongues of men and of angels but have not love, I am only a ringing gong or a clanging cymbal.

If I have the gift of prophecy and can fathom all mysteries and all knowledge, and if I have absolute faith so as to move mountains, but have not love, I am nothing.

If I give all I possess to the poor and exult in the surrender of my body, but have not love, I gain nothing.

Love is patient, love is kind. It does not envy, it does not boast, it is not proud. It is not rude, it is not self-seeking, it is not easily angered, it keeps no account of wrongs. Love takes no pleasure in evil, but rejoices in the truth. It bears all things, believes all things, hopes all things, endures all things. Love never fails.

WEEK THREE

Read 1 Corinthians 13: 9-13

For we know in part and we prophesy in part, but when the perfect comes, the partial passes away. When I was a child, I talked like a child, I thought like a child, I reasoned like a child. When I became a man, I set aside childish ways.

Now we see but a dim reflection as in a mirror; then we shall see face to face. Now I know in part; then I shall know fully, even as I am fully known.

And now these three remain faith, hope, and love; but the greatest of these is love.



Stopping by the Woods on a Snowy Evening


Robert Frost

Whose woods these are I think I know.
His house is in the village though;
He will not see me stopping here
To watch his woods fill up with snow.

My little horse must think it queer
To stop without a farmhouse near
Between the woods and frozen lake
The darkest evening of the year.

He gives his harness bells a shake
To ask if there is some mistake.
The only other sound's the sweep
Of easy wind and downy flake.

The woods are lovely, dark and deep,
But I have promises to keep,
And miles to go before I sleep,
And miles to go before I sleep.



LISTEN

Read by
Robert Frost





LISTEN

Jesus Love Mes

Jesus loves me, this I know,
for the Bible tells me so.
Little ones to him belong;
they are weak, but he is strong.

Refrain:

Yes, Jesus loves me! Yes, Jesus loves me!
Yes, Jesus loves me! The Bible tells me so.

Jesus loves me he who died
heaven's gate to open wide.
He will wash away my sin,
let his little child come in. [Refrain]

Jesus loves me, this I know,
as he loved so long ago,
taking children on his knee,
saying, "Let them come to me." [Refrain]




WATCH



Anna Bartlett Warner, 1824-1915

Artist: Claude Monet
"Hay Stacks: Snow Effect"
1890-91, France
Oil on Canvas




Week One

- 1). Print in color "Hay Stack: Snow View" or [view online](#).
- 2) Show it for 5 minutes. Tell students to study it. Look for details.
- 3). Turn it face down. Ask students to describe the painting from memory.
- 4). Turn the painting face up again. While they are looking at it, ask them to describe it and to pick out details they didn't mention.
- 5). Discuss the painting. What is it? When is it? Where is it? What do they like about it? What colors do they see?

Week Two


- 1). Learn about the artist [Claude Monet](#).
- 2). Monet was the Father of Impressionism. Between 1890 and 1891 Monet devoted some thirty paintings to the haystacks in a field near his house at Giverny. Haystacks was the first group of paintings that Monet exhibited as a series.
- 3). Monet was known for painting outside in nature instead of inside a studio
- 4). Look at his haystack series. Which ones do you like best? Can you tell in which season or time of day each one is painted?






WATCH

**Note: Fast forward the ad.



Piotr Ilyich Tchaikovsky
May 07, 1840 – November 06, 1893

Romantic Period

Born in Russia




Piotr (or Peter in English) Ilyich Tchaikovsky was born in Votkinsk, a town in Russia's Ural Mountains. He began his career as a lawyer but then switched to musician and composer later in life. Tchaikovsky is best known for "The Nutcracker" and his ballets such as "Swan Lake."

Symphony no. 1 is Tchaikovsky's first symphony. It isn't as well known as his others but is one of his favorites. The second movement, 'Winter Daydreams,' is reminiscent of the sounds of winter.

[LEARN MORE @Classics for Kids.com](https://www.classicsforkids.com)

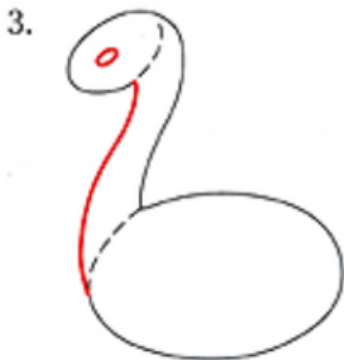
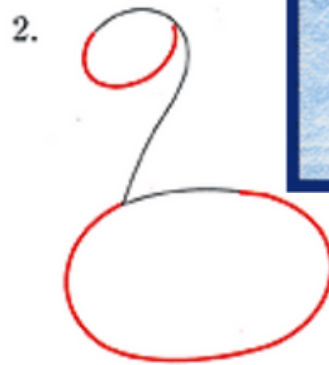


Nature Journaling: Swans




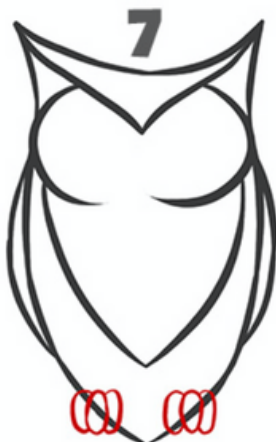
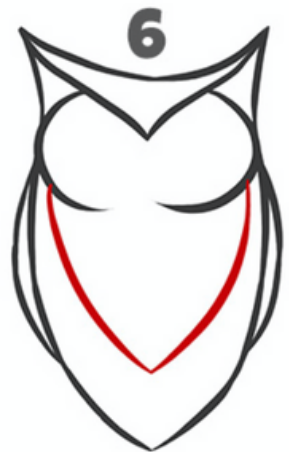
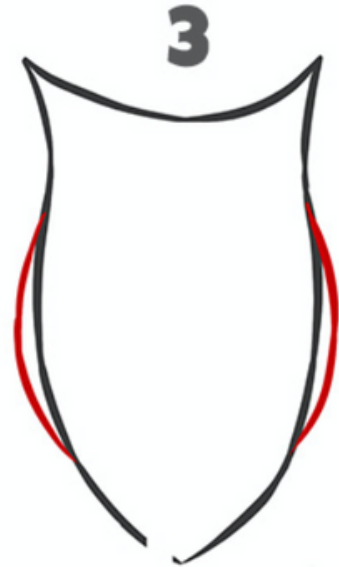
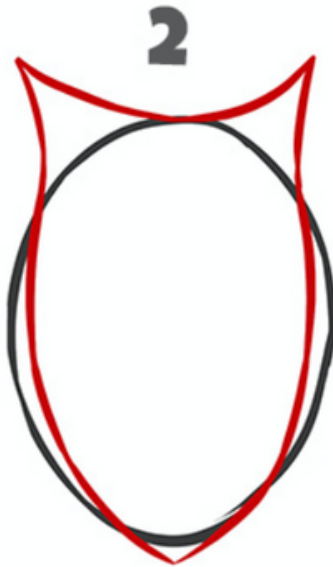

Swan

Teaching Tip on page 64



Six Easy Steps: Draw An Owl

HOW TO DRAW AN OWL



Bird Watching & Migration Study

ORNITHOLOGY

"Ornith" comes from the Greek word for bird + "ology" comes from the Greek word for knowledge. It is the science that studies birds and their adaptations.

Pick two different kinds of birds to compare. Observe them in nature or look them up on the internet.

Types	waders	shorebirds	swimming birds	perching birds	raptors
Characteristics	At home in shallow water or uplands, they eat fish, crabs, and worms.	Probing in the mud and sand along the shoreline, they eat mostly insects and worms.	They float on the water's surface and dive or reach down for vegetation, or for small fish, insects, snails, and worms.	Perched in upland vegetation, they eat either seeds or insects.	Soaring, or perched on higher trees and wires, predators can target insects, small mammals and birds.
Examples	egrets, herons	stilts, avocets, willets, sandpipers	grebes, mallards, cormorants	sparrows, finches, phoebes	kestrels, ospreys, other hawks

1) Make a rough sketch of the bird, drawing and commenting on its bill, feet, distinctive configuration and markings.

What is its habitat?

3) What does it eat and how does it find it?

4) What behaviors do you observe?

5) How does it get its food?

1) Make a rough sketch of the bird, drawing and commenting on its bill, feet, distinctive configuration and markings.

What is its habitat?

3) What does it eat and how does it find it?

4) What behaviors do you observe?

5) How does it get its food?

Bird Watching

Go on a bird walk or observe birds in your own backyard. Draw them in your nature journal. Note what time of the day they arrive and what they do. To what are they attracted?

Make a few homemade bird feeders to attract birds to your neighborhood.

Pine Cone Feeder:

Smear organic peanut butter on a pine cone. Roll it in birdseed. Tie a string on the tip of the cone and hang it from a tree.




MAKE A PERCH FEEDER

Your winged visitors will love being “spoon-fed” with this simple feeder.

Supplies

- 1-liter soda bottle, thoroughly cleaned
- Craft knife (adult use only)
- 2 wooden spoons
- Small eye-screw
- Twine/string for hanging



Instructions

1. Draw a 1/2-inch asterisk on the side of a clean 1-liter soda bottle (about 4 inches from the bottom).
2. Rotate the bottle 90 degrees and draw another asterisk 2 inches from the bottom.
3. Draw a 1 inch diameter circle opposite each asterisk.
4. Have an adult use a craft knife to slit the asterisk lines and cut out the circles.
5. Insert a wooden spoon, handle first, through each hole and then through the opposite asterisk.
6. Remove the bottle cap and twist a small eye screw into the top of it for hanging.
7. Fill your feeder with birdseed, recap it, and use a length of twine to hang it from a tree.



Bird Watching

Stale Bread or Bagel Feeder:

Cover a piece of stale bread with organic peanut butter. Roll it in birdseed. Using a zip tie, thread it through the top of the bread and hang it from a tree. Instead, use a bagel. It is easier to hang too.



Orange Cup Feeder

Cut a few oranges in half and remove the insides so you have a little cup. Mix together dried cranberries, corn kernels, sunflower seeds, peanuts, and bird seeds if you have some. Fill the orange cup with the bird food mixture. Then place the cups around your yard for the birds to find.

HOMEMADE WILD BIRD TREATS

Brrr! Winter can be tough for birds. But you can help them with some homemade bird treats. Follow the recipe below, hang your treat outside when it's ready, and enjoy watching the birds!

Ingredients

- 3/4 cup flour
- 1/2 cup water
- 3 tablespoons corn syrup (or pancake/maple syrup)
- 4 cups Pennington® Bird Feed

Instructions

1. Mix ingredients.
2. Press tightly into cookie cutters with spoon.
3. Insert straw or pencil to create hang hole.
4. Let dry for 4-6 hours or overnight. Remove from cookie cutter.
5. Insert string into hanging hole (use natural fibers such as cotton or wool so birds can also use the string in their nests).
6. Hang your new feeder outdoors in a group of trees for birds to enjoy.



Valentine Countdown


Starting on February 1st, do a countdown to Valentine's Day devotion.

1 Corinthians 13 Valentine Heart Version:

1. Cut out the Valentine's hearts numbered 1-14.
2. Find a central spot in your home to hang a "garland." It can be strung with white or pink string.
3. On February 1st, attach #1 "Love is patient" heart to the string with a clothespin. Read the devotion for February 1st. Memorize "Love is patient."

4. On February 2nd, attach #2 "Love is kind" heart to the string. Read the devotion for February 2nd. Memorize "Love is patient, love is kind."

5. Continue doing this till Valentine's Day. Each day memorize the new portion of the 1 Corinthians passage as you recite and review the previous days. You and your children will have 1 Corinthians 13:4-8 memorized by Valentine's Day.



Valentine Countdown

Love Verses Heart Version:

1. Cut out 14 heart shapes from pink, white and red construction paper. Number each heart 1-14.
2. On each paper heart, write one of the bible Love Verses (see attached cards)
3. Tape each paper heart to a wooden craft stick or a pink or red straw.
4. Place them in a vase or mason jar so they are vertical like flowers. If you want to make it more of a festive centerpiece, fill the bottom of the jar with rice, candy hearts, etc. Place the Heart Vase in the center of your table.
5. On February 1st, pull the #1 paper heart from the centerpiece and read the bible verse. "Love is patient, love is kind. It does not envy; it does not boast. It is not proud." 1 Cor. 13:4. Discuss the verse and memorize it.
6. On February 2nd, pull the #2 paper heart from the centerpiece and read the bible verse. "We love because God first loved us." 1 John 4:19. Discuss the verse and memorize it.
7. Continue doing this each day until Day 14. You will have 14 different verses memorized by Valentine's Day.







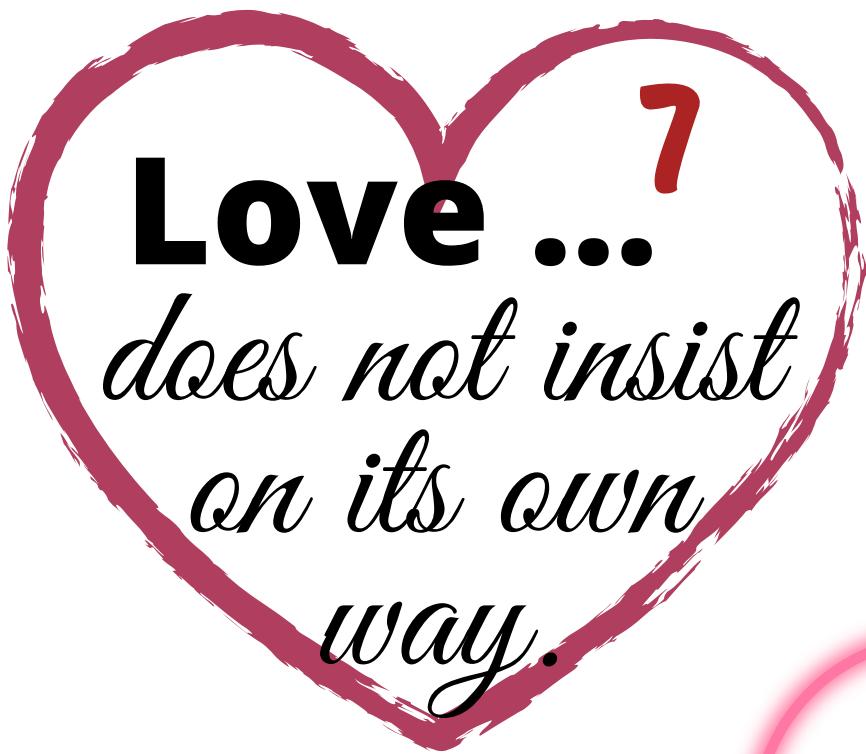
Love ...
does not
boast



Love is...
not arrogant



Love is...
not rude



Love ...

7

*does not insist
on its own
way.*



Love is...

not resentful

8



Love ...

9

*rejoices in the
truth*





1.

Love is patient.

Love is kind. It does not envy; it does not boast. It is not proud.

1 Corinthians 13:4



2.

We love
because God first loved us.

1 John 4:19



3.

Love does not delight in what is evil but

Rejoices in the truth.


1 Corinthians 13:6



4.

Love bears all things,
believes all things, hopes all things, endures all things.

1 Corinthians 13:7



5.

Love never fails.

1 Corinthians 13:8



6.

Love your enemies
and pray for those who persecute you so that you may be sons of your Father who is in heaven.

Matthew 5:44



7.

Keep loving one another earnestly,
since love covers a multitude of sins.

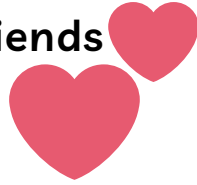
1 Peter 4:8



8.

Greater love
has no one than this,
that someone lay down
his life for his friends

John 15:13



9.

Above all these things
put on Love
which binds everything
together in perfect harmony.

Colossians 3:14



10.

Anyone who does not love
does not know God because

God is love.

1 John 4:8



11.

Love your neighbor
as yourself. There is no
other commandment
greater than these.

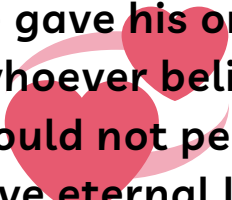
Mark 12:31



12.

For God so loved
the world
that he gave his only Son,
that whoever believes in
him should not perish but
have eternal life.

John 3:16



13.

Love the Lord God
with all your heart and
with all your soul and with
all your might.

Deuteronomy 6:5



14.

A friend loves at
all times.

Proverbs 17:17



