



TRADITIONAL APPROACH



School At Home

Traditional homeschooling is essentially doing school-at-home, using similar methods to those used in public or private schools. This is the educational model that parents are most familiar with usually utilize textbooks, desks, wall posters, and other items that mimic the conventional school setting. In addition, traditional homeschoolers usually utilize a lecture teaching style, have their days solidly scheduled, make frequent use of tests and quizzes to track progress, and try to align their curriculum with what their local school follows. Many homeschooling moms (and dads) appreciate the familiarity and accountability that traditional homeschooling provides.

Textbooks

A traditional approach to school at home usually utilizes textbooks for each subject for each child in each grade level. While the students may or may not have traditional desks, they will each have their own basket, book bag, or shelf that has a textbook or workbook for all of the core subjects and sometimes even for electives. Since this is the approach and method many moms are used to, this is a very comfortable and familiar way to homeschool with confidence.

CAUTION: This approach also leads to homeschool burn out the fastest.

All In One Box Curriculum


Since a school at home approach usually uses traditional textbooks, it is easier to purchase curriculum for each student from a Christian curriculum publisher for each child. It helps with uniformity if the student is using the same kind of textbook and publisher for math, English, science, social studies, etc. **CAUTION:** Purchasing all in one box for each child for each grade level can get very costly! Many workbooks are consumables so they cannot be saved and used in the future with another child.

Testing & Standards


Many moms use this approach because they like the accountability of staying “on track” with the public school down the street. While they may intend to homeschool through high school, they want to make sure their children learn the same things as traditional school students. Because of this, traditional assessments are used such as objective tests, annual standardized tests, and fill in the blank worksheets. Traditional grades and report cards are given, attendance records are kept and samples are collected. Some states require homeschoolers to do all of the above, but California does not. However many moms using the traditional approach will do all of the above anyway. **CAUTION:** If you register with a charter school, you will be required to hand in traditional samples, keep attendance, grade assignments, learn state standards for each grade level and take standardized tests. Charter schools are public schools without a campus.

TEXTBOOKS


Using Scope and Sequence



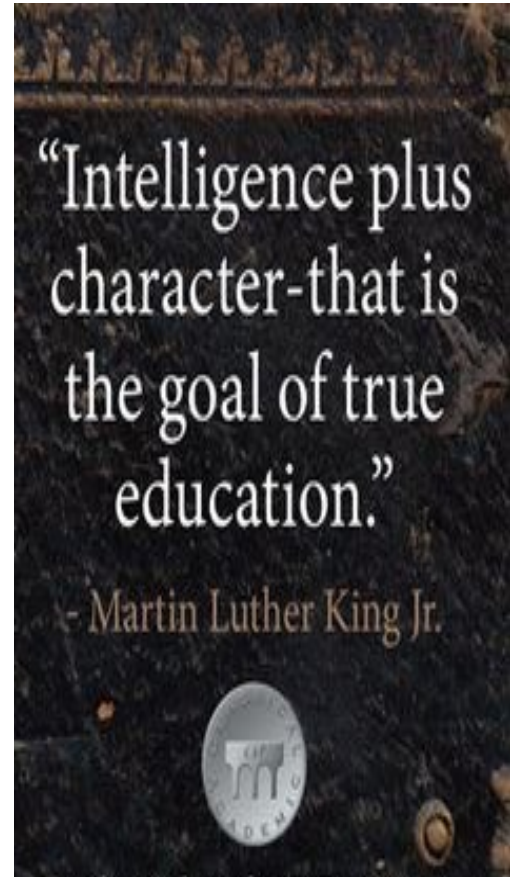
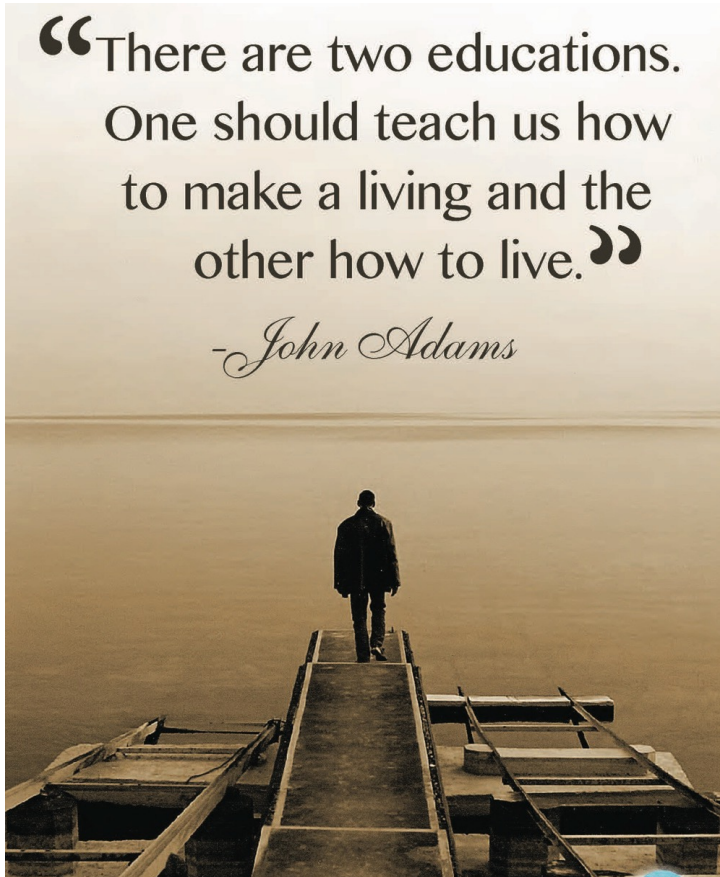
ALL IN ONE BOX CURRICULUM



TESTING
State Standards



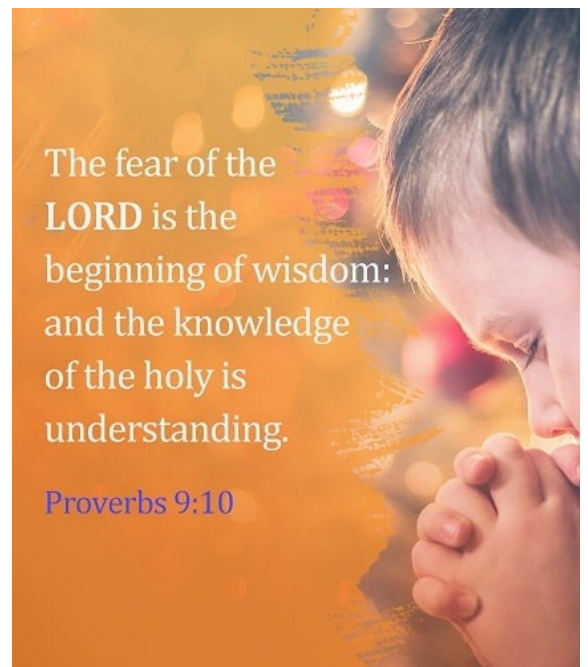
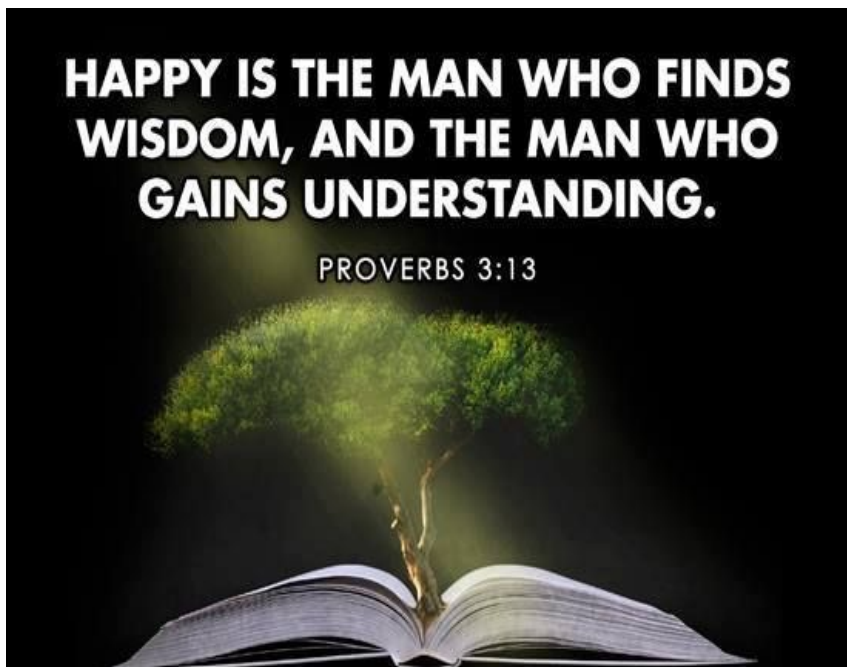
METHODS



Learning the different aspects of this method will help you educate the whole child, and grow an independent, self learner. If you feel lead to use a traditional approach to homeschooling, I recommend you incorporate the following components in your homeschool:


- ☪ Use a traditional textbook or curriculum from a Christian publisher.
- ☪ Read Classic literature and primary documents by great thinkers and theologians.
- ☪ Use workbooks, tests, and quizzes as a way to teach, reinforce and assess.
- ☪ Try to teach the standards in each subject for your child’s grade level.
- ☪ Grammar instruction which includes parts of speech, diagraming and parsing of sentences
- ☪ Do map work, memorize states and countries, and learn geography
- ☪ Learn science from an apologetic perspective so students learn to evaluate information presented and argue effectively for truth.
- ☪ Learn about master artists as well as art history or learn how to draw.

- 🎵 Learn about composers, the orchestra, and music history or learn how to plan an instrument.
- 🎵 Model a love of learning for your kids by reading, memorizing or writing right alongside them, and always learn about new things.
- 🎵 Engage in lots of discussions about life, ideas, topics, and interests especially with middle and high schoolers. Teach your children how to express themselves politely, boldly and effectively.
- 🎵 Drill (in fun ways) is used to memorize facts and the building blocks of each subject.
- 🎵 Quantity is usually emphasized over quality. Staying on track and finishing each textbook and subject before summer is usually the goal.
- 🎵 High School students tend to take a lot of outside classes, online classes and college level classes.
- 🎵 Create a schedule that includes the core subjects: Literature (and phonics for younger), composition, grammar (and spelling), math, science, social studies (and map work), electives, P. E. and penmanship. You do not have to do all of these topics every day but traditional homeschoolers will feel more comfortable when every subject is completed each day of the week.




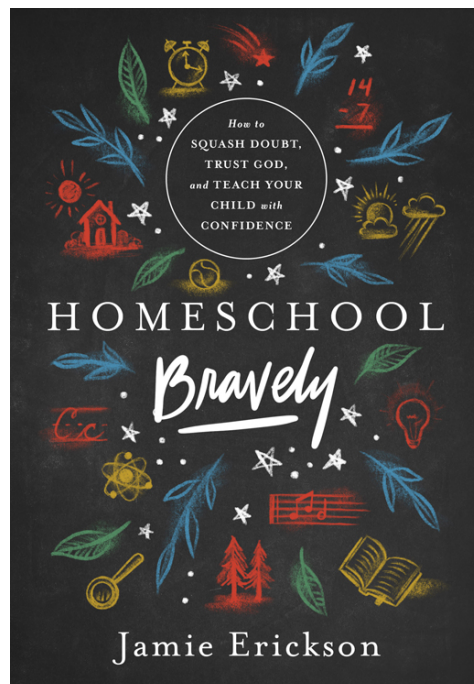

RESOURCES TO READ

The Traditional approach to homeschooling will look and feel much like traditional school. There will be a set time to do school work, set lessons plans and days for assessment. Doing school at home has all of the familiar subjects and methods but without the political agendas, bullying issues and social media. If you were taught in the traditional school system and/or your child is coming home from years of traditional schooling, this approach will feel somewhat familiar to you but you will be challenged by the fact you are now the planner, teacher and assessor. Your homeschool assessment shows this is the type of education you gravitate towards, you feel more comfortable doing and you value in education. Do not feel you need to read all of these resources before beginning your new homeschooling journey. I recommend you become acquainted with the following books, authors, websites and ideas as you walk this homeschooling journey (links provided in pdf file). Pick a few to read before you begin and then read a few new ones each year you homeschool for inspiration and for new ideas along the way. Remember, you CAN do this! There is no teacher who loves and cares more about your child and his success than you and even your worst day of homeschooling is better than the best day in public school.



- 🌀 *For the Children's Sake: Foundations of Education for Home and School* by Susan Schaefer MacAuthor
- 🌀 *Home Learning Year by Year: How to Design a Homeschool Curriculum* by Rebecca Rupp
- 🌀 *Educating the Wholehearted Child* by Clay and Sally Clarkson
- 🌀 *Homeschooling for Excellence* by David and Micki Colfax
- 🌀 *What Your First Grader Needs to Know Series* by E. D. Hirsch Jr.
- 🌀 *The Three R's* by Ruth Beechick

- ☞ *You Can Teach Your Child Successfully* by Ruth Beechick
- ☞ *The First Year of Homeschooling Your Child: Your Complete Guide to Getting Off to the Right Start* by Linda Dobson
- ☞ *Everything You Need to Ace In One Big Fat Notebook series* by Workman publishing
- ☞ *Teaching From Rest: A Homeschooler's Guide to Unshakeable Peace* by Sarah Mackenzie
- ☞ *Homeschool Bravely: How To Squash Doubt, Trust God and Teach Your Child with Confidence* by Jamie Erickson
- ☞ *The Life-giving Home: Creating a Place of Belonging and Becoming* by Sally and Sarah Clarkson



CURRICULUM CHOICES

This list is not exhaustive but it represents the most updated, relevant, and engaging resources for a traditional “school at home” approach. If you choose to purchase an “all in one” box curriculum for each child, you only need the Christian publisher (or online curriculum) websites. If you decide to use different publishers for each subject (or child), then additional resources for each academic subject are listed as well. Links to websites are included in pdf file if applicable.

CHRISTIAN TEXBOOK PUBLISHERS (K-12):

- ❖ [Abeka](#)
- ❖ [Accelerated Christian Education \(ACE PACE Packets\)](#)
- ❖ [Bob Jones University \(BJU\) Press](#)
- ❖ [Christian Liberty Press \(and testing services\)](#)
- ❖ [Rod and Staff \(Milestone Books\)](#)
- ❖ [The Good and the Beautiful](#)
- ❖ [Easypeasy All in One Online \(Free\)](#)

ONLINE CURRICULUM (SECULAR):

- ❖ [K-12](#)
- ❖ [Keystone](#)
- ❖ [Time 4 Learning](#)

LITERATURE, READING & SPELLING INSTRUCTION

- ❖ [The Writing Road to Reading](#) by Romalda Bishop Spalding
- ❖ [All About Reading](#) and [All About Spelling](#) curriculum
- ❖ [Barton Reading & Spelling System](#)
- ❖ [Sonlight](#) (Literature approach)
- ❖ Library card and lots of great books and classics
- ❖ [Explode the Code Series](#)
- ❖ [Linguistic Development through Poetry Memorization](#) by IEW

WRITING & GRAMMAR INSTRUCTION

- ❖ [Institute for Excellence in Writing \(IEW\)](#)
- ❖ [Shurley English](#)

INSTITUTE FOR



Excellence in Writing

An effective method for teaching writing skills

WORD OF CAUTION:

Try NOT spend a lot of money on curriculum. Implementing a Traditional Approach can get costly when purchasing textbooks for each subject for each child.

With any new curriculum, first try to borrow someone else's or buy used before investing in new expensive curriculum. Remember: What works great for your friend may not be best for your family.

If something doesn't seem to be working, try not to switch to soon. It can get very costly if you keep buying new curriculum.

- ❖ Fix It Grammar (IEW)
- ❖ Winston Grammar
- ❖ Daily Grams (Grades 3-high school)
- ❖ Worldly Wise Vocabulary

FOREIGN LANGUAGE INSTRUCTION

- ❖ Duolingo (free and almost all languages)
- ❖ Rosetta Stone

MATH INSTRUCTION

- ❖ Teaching Textbooks
- ❖ Saxon Math
- ❖ Mathnasium Tutoring Centers

HISTORY & GEOGRAPHY INSTRUCTION



- ❖ Notgrass History
- ❖ The Mystery of History (Volume 1, 2, 3 & 4)
- ❖ Story of the World Vol 1, 2, 3 and 4 by Susan Wise Bauer
- ❖ Tapestry of Grace
- ❖ My Father's World (gentle approach to classical education)

SCIENCE INSTRUCTION

- ❖ Apologia Explore's Series
- ❖ 101 Science DVD's



ART & MUSIC INSTRUCTION

- ❖ Drawing with Children by Mona Brookes
- ❖ Free Art Lessons online by Hodgepodge
- ❖ Draw Write Now Series Vol 1- 8 by Marie Habitzel
- ❖ Draw the World: An Easy Step-By-Step Approach by Kristin Draeger
- ❖ Meet the Master's Art Homeschool Program
- ❖ Visit Art Museums
- ❖ Classics for Kids Website
- ❖ Attend great musicals, symphonies, and operas



GAMES


While playing games is not a major component of a traditional “school at home” approach, games along with music help students memorize facts, figures and dates that they need to learn for tests and assessments. Visit **FUNDamentals Games** list on Amazon for recommendations of hours of fun and learning: <https://smile.amazon.com/hz/wishlist/ls/1279N3ZFISS9H>




EDUCATION IS
AN atmosphere,
A discipline,
A life.



METHODS
WHAT TO DO



RESOURCES
WHAT TO READ



CURRICULUM
WHAT TO USE

CHARLOTTE MASON



Gentle Art of Learning

The Charlotte Mason way is a method, not a curriculum, so understanding this will help you make the most of anything you choose to use as your curriculum to educate your children. The Charlotte Mason method of homeschooling was named after Charlotte Mason. She was a British teacher who invested her life in improving the quality of children's education. She believed in educating the whole child, not just his or her mind. She believed that, "Education is an Atmosphere, a Discipline, a Life."

Atmosphere

A huge component of a Charlotte Mason homeschool is the atmosphere. Charlotte believed that who we are as people, our ideas, values, and personality make up one-third of our children's learning. What they see us do and value is just as important as what we put in front of them to learn. Sally Clarkson encourages moms to create a "life-giving" environment. This includes a home full of traditions, good books, beautiful art, great music and engaging discussions. Charlotte Mason believed that children should have a "feast" of learning in front of them, exposing them to a vast array of subjects, thoughts, and ideas. This would help see God's fingerprint everywhere and help them discover their God-given talents and purpose.

Discipline

Charlotte believed that teaching our children to be self-disciplined and to develop good habits makes up another one-third of their education. This is why Charlotte Mason homeschoolers incorporate a lot of copywork. Through repetition and teaching children the value of hard work, doing their best, and imitating masters, they develop the discipline they need to succeed in their education. Many curriculums that are Charlotte Mason inspired recommend doing less with higher expectations, rather than doing too much and risking the student completing his work with a lazy or half-hearted attitude. Lessons are usually short as well helping students develop good attention habits.

Life

Charlotte Mason believed children needed experiences to give them a framework for learning. She advocated for lots of time spent exploring and outside enjoying God's creation! "Living Books" are one of the key components in a Charlotte Mason homeschool. These are stories written by experts or classics written by masters. These books make a topic come to life. She didn't believe in busywork; learning should be intentional and an integral part of every day life. If a child is given a worksheet, it should be meaningful. Like Dr. Raymond and Dorothy Moore, they believed teaching concepts only when children were ready to learn them. "School" doesn't just happen from 9:00-3:00. It is a way of life and meaningful lessons can take place during lessons and while living and experiencing life.

*ATMOSPHERE:
Develop a Love of
Learning*



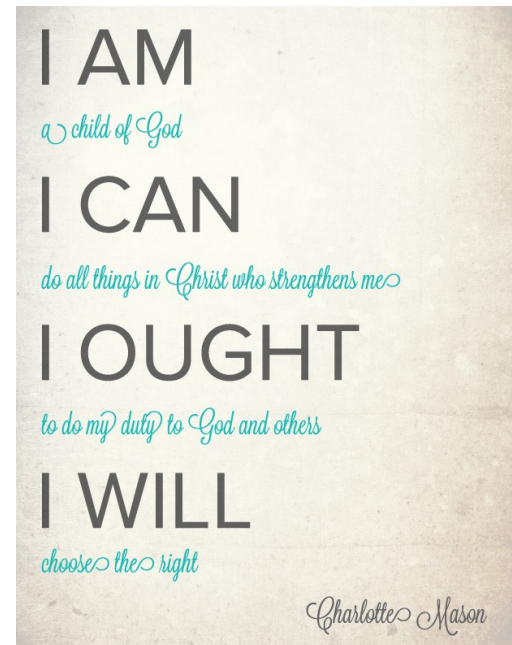
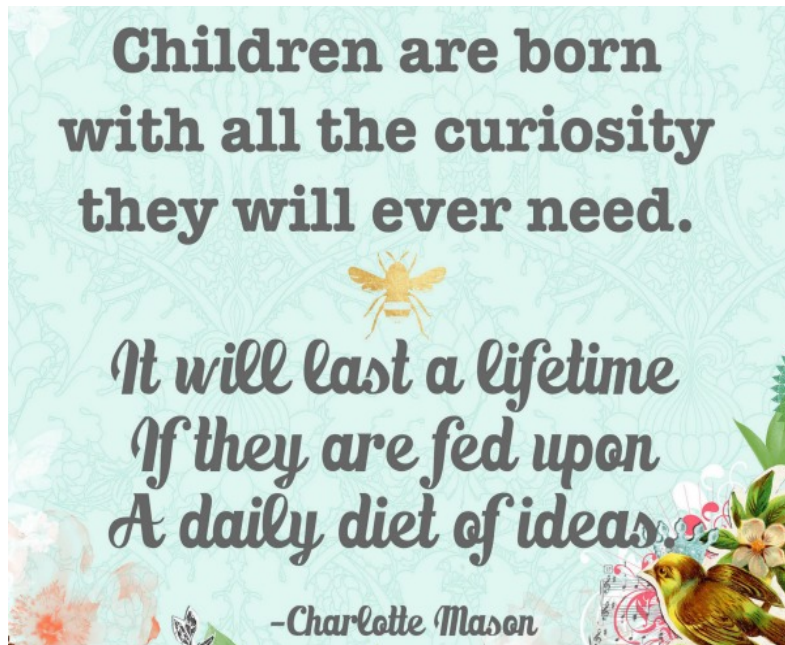
*DISCIPLINE:
Develop good
habits.*



*LIFE:
Education is a
way of life*



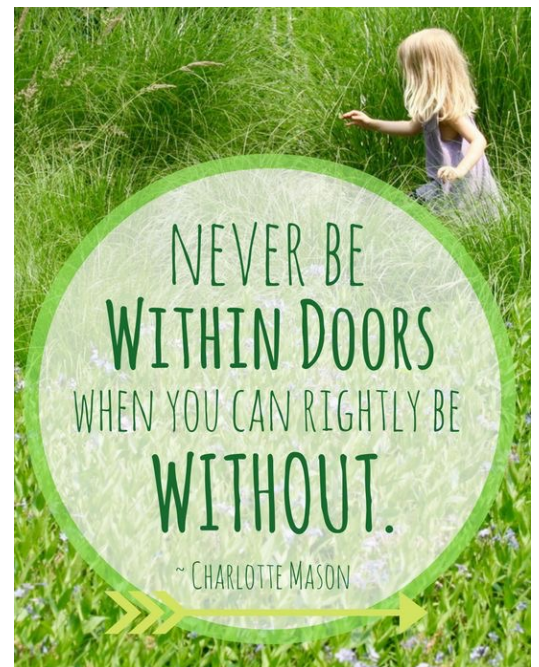
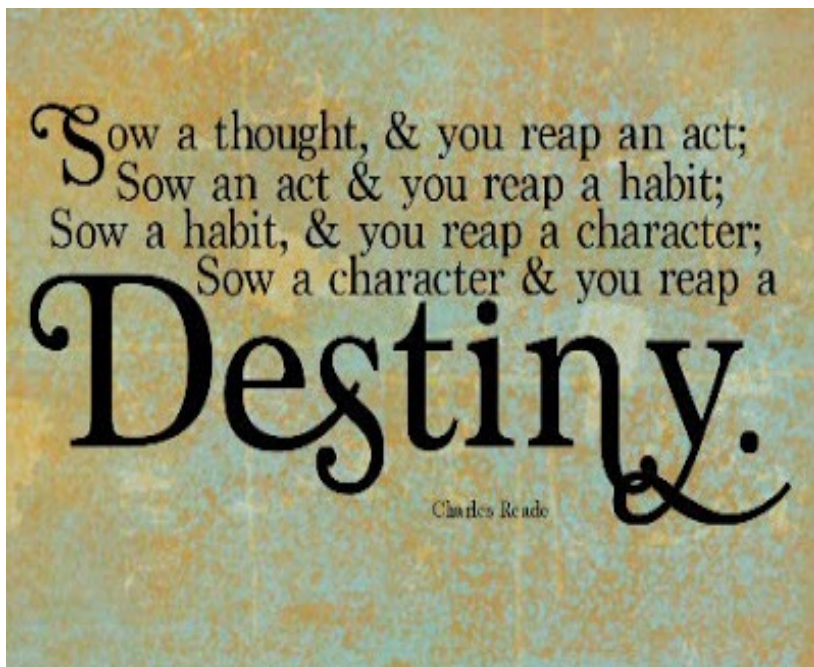
METHODS



Learning the different aspects of this method will help you educate the whole child, and grow an independent, self learner. If you feel lead to use a Charlotte Mason approach to homeschooling, I recommend you incorporate the following components in your homeschool:


- ✂ Find and use curriculum that is Charlotte Mason inspired. Traditional textbooks are usually not a part of a Charlotte Mason inspired education.
- ✂ Go on lots of adventures to the library to find good literature to expand your child's mind.
- ✂ Incorporate narration instead of comprehension worksheets.
- ✂ Use copy work as a way to learn grammar and handwriting as well as a way to memorize bible verses, poetry and inspirational quotes.
- ✂ Use dictation as part of your writing instruction.
- ✂ Look for living books that bring different subjects to life for your kids.
- ✂ Go on nature walks, do nature studies, create nature journals and spend lots of time outside enjoying God's creation.
- ✂ Explore (and memorize) poetry.
- ✂ Do Picture Studies as a way to appreciate art and master artists. Visit a lot of museums.
- ✂ Listen to classical music, folk songs, and sacred hymns. Learn about composers and appreciate the nuances of classical music!

- ☞ Model a love of learning for your kids by reading, memorizing or copying right alongside them, and always learn about new things.
- ☞ Engage in lots of discussions about life, ideas, topics, and interests. Teach your children how to express themselves politely, boldly and effectively.
- ☞ Look for opportunities to grow, learn, explore, and discuss new things throughout your day, even when (and especially when) the books are closed.
- ☞ Be intentional with your school work. All work has meaning. You are either teaching a habit, exposing your child to something important or beautiful or exploring and learning something new. Worksheets have a purpose and are not given for sake of doing something.
- ☞ Drill is used to teach habits so while students may drill their multiplication facts the priority is to learn the value of hard work and perseverance.
- ☞ Assessment is usually done through discussions, narrations, and dictation.
- ☞ Quality is emphasized over quantity.
- ☞ Mastery is emphasized over completion.
- ☞ Life skills and handiwork are an integral part of daily lessons.
- ☞ Create a schedule that includes reading, writing (and/or copywork), math, science, history, art studies, music appreciation, nature studies, chores, and handiwork (life skills). You do not have to do all of these topics every day but each will play an integral part of your homeschooling each week, month and semester.
- ☞ Be prepared to go on a journey **together** with your children!





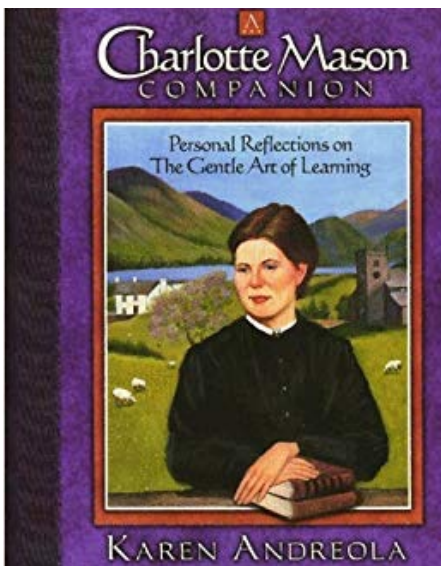
RESOURCES TO READ

A Charlotte Mason approach to homeschooling is very different from the traditional form of schooling. If you were taught in the traditional school system and/or your child is coming home from years of traditional schooling, the Charlotte Mason approach will be very different yet very freeing. You may be new to this style of education but your homeschool assessment shows this is the type of education you gravitate towards, you feel more comfortable doing and you value in education. Do not feel you need to read all of these resources before beginning your new homeschooling journey. Remember as a Charlotte Mason educator, you are also a student! I recommend you become acquainted with the following books, authors, websites and ideas as you walk this homeschooling journey (links provided in pdf file). Pick a few to read before you begin and then read a few new ones each year you homeschool for inspiration and for new ideas along the way. Quality and mastery over quantity and check lists relate to YOUR education as well as to your child's!



- ✂• *Charlotte Mason Companion: Personal Reflections on the Gentle Art of Learning* by Karen Andreola
- ✂• *A Charlotte Mason Education: A Homeschooling How To Manual* by Catherine Levison
- ✂• *More Charlotte Mason Education: A Homeschooling How To Manual* by Catherine Levison
- ✂• *Educating the Wholehearted Child* by Clay and Sally Clarkson
- ✂• *A Pocketful of Pinecones: A Nature Study with the Gentle Art of Learning* and *Lessons At Blackberry Inn: Adventures with the Gentle Art of Learning* by Karen Andreola
- ✂• *Last Child in the Woods: Saving Our Children fro Nature-Deficit Disorder* by Richard Louv
- ✂• *For the Children's Sake: Foundations of Education for Home and School* by Susan Schaefer MacAuthor

- ✂ *Ten Ways to Destroy the Imagination of Your Child* by Anthony Esolen
- ✂ *The Successful Homeschool Family Handbook: A Creative and Stress-Free Approach to Homeschooling* by Dr. Raymond and Dorothy Moore
- ✂ *Better Late Than Early: A New Approach to Your Child's Education* by Dr. Raymond Moore and Dorothy Moore.
- ✂ *Teaching From Rest: A Homeschooler's Guide to Unshakeable Peace* by Sarah Mackenzie
- ✂ *Homeschool Made Simple DVD* and *MP3 Interviews and Seminars* by Carole Joy Seid
- ✂ *The Life-giving Home: Creating a Place of Belonging and Becoming* by Sally and Sarah Clarkson
- ✂ *Mere Motherhood: Morning Time, Nursery Rhymes and My Journey Toward Sanctification* by Cindy Rollins
- ✂ *Better Together: Strengthen Your Family, Simplify Your Homeschool, and Savor the Subjects that Matter the Most* by Pam Barnhill



CURRICULUM CHOICES

This list is not exhaustive but it represents the most updated, relevant, and engaging resources for a Charlotte Mason inspired homeschool experience. Using a gentle approach to learning like a Charlotte Mason method, the family is encouraged to learn as many subjects as possible together as a family. The majority of choices below are designed to be used with multi-aged children. The two main subjects that should be done at individual levels are mathematics and reading instruction. Links to websites are included in pdf file if applicable.

ALL IN ONE CM INSPIRED CURRICULUM:


- ✂ [Five in A Row \(FIAR\)](#)
- ✂ [My Father's World](#)
- ✂ [Beautiful Feet](#)
- ✂ [Website Simply Charlotte Mason](#) (This is a wonderful “online bookstore” of Charlotte Mason materials and supplies. However, do NOT feel you need to use and buy everything at this website in order to use the Charlotte Mason method.)

LANGUAGE ARTS:

- ✂ [Primary Language Lessons](#) and [Intermediate Language Lessons](#) by Emma Serl
- ✂ [English for the Thoughtful Child Vol 1 & 2](#) by Mary F. Hyde and Cynthia Shearer.
- ✂ [Simply Grammar: An Illustrated Primer](#) by Karen Andreola

***If ONE of the books listed above is used with your child, no other formal reading, writing, spelling or grammar books are needed in K-6th.*

The definition of “art” is to communicate an idea, therefore, the goal of “language arts” is to be able to use a language proficiently in order to communicate an idea using listening, speaking, reading and writing skills. For an excellent explanation of Charlotte Mason’s philosophy of language arts and how to teach it, watch the video ["The Natural Progression of Language Arts."](#)



WORD OF CAUTION:

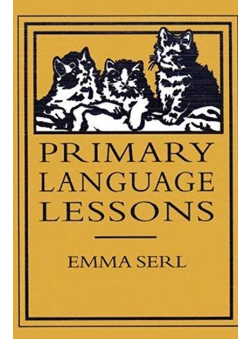
Do NOT spend a lot of money on curriculum especially when implementing the Charlotte Mason approach. This methodology and philosophy of home education requires little to no financial commitment.

With any new curriculum, first try to borrow someone else’s or buy used before investing in new expensive curriculum.

Remember: What works great for your friend may not be best for your family.

READING & SPELLING INSTRUCTION

- ☞ Word games, magnetic letters, foam letters, and letter puzzles for letter recognition and word building
- ☞ Library card and lots of great “living books”
- ☞ Poetry , Bible verses, and passages from great literature to memorize, narrate and recite
- ☞ Shakespeare
- ☞ All About Reading and All About Spelling curriculum
- ☞ Personalized spelling lists created from misspelled words in child's own writing
- ☞ Linguistic Development through Poetry Memorization by IEW
- ☞ Phonetics Pathways by Dolores Hiskes
- ☞ Any reading instruction guide or resource created and sold at SimplyCharlotteMason.com




WRITING & GRAMMAR INSTRUCTION

- ☞ Letter air writing, draw letters in sand or rice and trace letters
- ☞ Poetry , Bible verses, and passages from great literature to use for copy work and to dictate.
- ☞ Draw Write Now Series Vol 1- 8 by Marie Habitzel
- ☞ Shurley English grammar jingles (all found on [youtube](https://www.youtube.com))
- ☞ Institute for Excellence in Writing (IEW)
- ☞ Daily Grams by Wanda Philips

MATH INSTRUCTION (Conceptual)

- ☞ Mathematical Reasoning Workbooks by Critical Thinking Co.
- ☞ Math U See Curriculum with DVD's and manipulatives
- ☞ Miquon Math with workbooks and rods
- ☞ Life of Fred Series



HISTORY INSTRUCTION (Chronological)

- ☞ Story of the World Vol 1, 2, 3 and 4 by Susan Wise Bauer (Only book or CD needed. No need for activity books.)
- ☞ Draw and Write Through History Vol 1-6 by Carylee Gressman
- ☞ Library card and reading lists: Start at the beginning of time and read your way through history (Carol Joy Seid Reading Lists, Read Aloud Revival Reading Lists, Simply Charlotte Reading Lists or contact Carrie for her list of favorites)

- ✂ Incorporate the lives of artists, composers, scientists, and missionaries in history instruction
- ✂ Historical fieldtrips and travel

SCIENCE INSTRUCTION (Delve into one or two topics a year)

- ✂ Library card and student's interests. Start with One Small Square Series by Donald Silver
- ✂ Apologia Explore's Series
- ✂ Christian Liberty Nature Readers Vol 1, 2, 3, 4 & 5 by Wendy Kramer
- ✂ Yesterday's Classics (Eyes and No Eyes Series) by Arabela Buckley: *Insect's Life, Wildlife in the Woods and Fields, By Poind and River, and Plant Life in Field and Garden*
- ✂ Scientific fieldtrips
- ✂ Nature Studies and Nature Journals (see below)

NATURE STUDIES (alone or with other scientific studies)


- ✂ Good quality notebook, journal, or sketch book and good quality colored pencils
- ✂ Field Guides (Fandex Series, Waterford Press Laminated, or Audubon Field Guides)
- ✂ Acorn Naturalist Online Store for ideas and supplies
- ✂ Journaling A Year in Nature by Simply Charlotte Press
- ✂ Keeping a Nature Journal: Discover a Whole New Way of Seeing the World Around You by Clare Walker Leslie (idea book not necessarily a "how to book")
- ✂ James Herriot's Treasure for Children: Warm and Joyful Tales by the Author of all Creatures Great and Small by James Herriot
- ✂ Copywork: A Workbook Collection of Aesop's Fables for Children by Wildflower Press
- ✂ Usborne Illustrated Encyclopedia: The Natural World by Lisa Watts

***Try not to purchase commercially made nature journals or coloring books. The idea is to let your child (and you) draw what they see. The drawings do not have to be perfect. However, your child's drawing ability (and yours) will improve each and every year.*




PICTURE AND MUSIC STUDIES

- ▶ Library card and list of three artists
- ▶ Picture Study Portfolios by Simply Charlotte Mason Press
- ▶ Come With Me Series by Gladys Blizzard
- ▶ James Mayhew Katie Series by James Mayhew
- ▶ Smart About Art Series by Jane O'Connor
- ▶ Meet the Master's Art Homeschool Program
- ▶ Visit Art Museums
- ▶ Classics for Kids Website
- ▶ Music Studies with Master Portfolios by Simply Charlotte Mason Press
- ▶ Attend great musicals, symphonies, and operas



**A Picture study is a gentle way to introduce good art to your children. Display a picture and have the children look at it. Turn the picture over and ask them to describe it. When their narration is finished, look at the picture again and discuss it. Display the picture in a prominent place for the rest of the week. Choose 4-6 masterpieces to study. Linger with the same artist for several weeks until the children become familiar with his style.

**Music studies is very similar. Instead of looking at a picture, listen to classical piece. and do the same activities done with a picture study. Choose 4-6 compositions to enjoy. Linger with the same composer for several weeks until the children become familiar with his style.



HANDICRAFTS & FOREIGN LANGUAGE

Include in your weekly or monthly lessons opportunities to learn how to carve, wood work, sew, needlepoint, crochet, knit, cook, weld, garden, etc. If it is important to you, introduce a foreign language to your students. Lively Latin Book 1 & 2 are fabulous places to start.

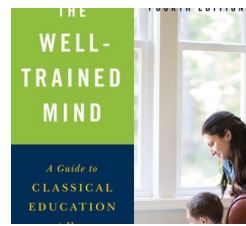
GAMES

While playing games is not a major component of a Charlotte Mason inspired curriculum, it is part of building an **environment** of life-long learning, an **atmosphere** of family time, and a place to build **habits** and character. Visit FUNdamentals Games list on Amazon for recommendations of hours of fun and learning: <https://smile.amazon.com/hz/wishlist/ls/1279N3ZFISS9H>





METHODS
WHAT TO DO




RESOURCES
WHAT TO READ



CURRICULUM
WHAT TO USE

CLASSICAL APPROACH



Teaching the Trivium

Classical homeschooling, which has its roots in antiquity, has produced a plethora of influential people over the centuries– Plato, Archimedes, Galileo, Isaac Newton, Shakespeare, Thomas Jefferson, and St. Paul of Tarsus. Children using the classical approach excel because they learn how to learn. This approach teaches children how to find information themselves and how to assess information for flaws and truth. It is a rigorous approach to learning based on the trivium: the grammar stage, the logic (dialectic) stage, and the rhetoric stage. A Classical education’s primary focus is the formation of virtue to *“love what is truly lovely and desire what is truly desirable.”*

Grammar Stage

The elementary grades are used to impart concrete facts, which are the foundation of all subjects to learn. It focuses on memorization and repetition to form the building blocks for the next stage. They are learning the basics in each subject including grammar. Younger children are like sponges and can memorize information easily. In this stage, they're absorbing information, rather than thinking abstractly about it. Because young children in the grammar stage love doing things repetitively, classical educators seek to pack in as much information as they can through poems, songs, rhymes, and dances. In this stage, kids learn stacks of information so they can use it later to think deeply and critically about a variety of topics.

Dialectic Stage

In the next stage, children move on to analytical thinking. They begin to apply the tools (and facts) they discovered in the grammar stage. They naturally begin to question why things are the way they are and the logic behind it. Students are usually middle school age when they study the logic phase, which means they are becoming more argumentative. Students in the Dialectic Stage start debating different topics. Being forced to defend or attack both sides of an argument helps a student learn it in greater detail. Students in the logic phase also do a lot of compare and contrast exercises.

Rhetoric Stage

The last stage of the trivium in the classical model of education, is rhetoric, which is using the knowledge and logic they learned up to this point and learning how to express themselves with original thought. Students explore abstract thought and hypothetical situations. Students are usually high school age when they study the rhetoric phase. They can now analyze and synthesize the information they learned in the grammar and dialectic phases to develop their own opinions. The rhetoric phase also focuses on teaching students how to communicate their views in an effective and persuasive manner through speech and writing.

GRAMMAR

STAGE:

Learn the tools



DIALECTIC

STAGE:

Understand the tools



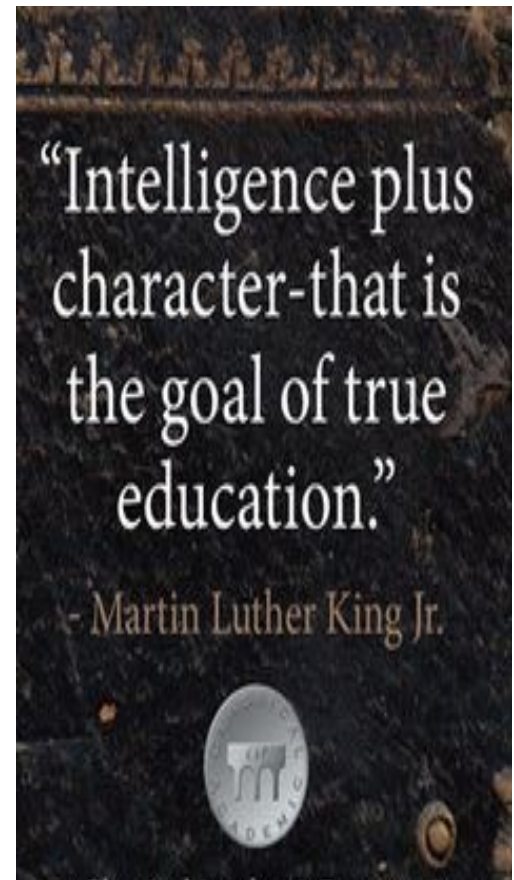
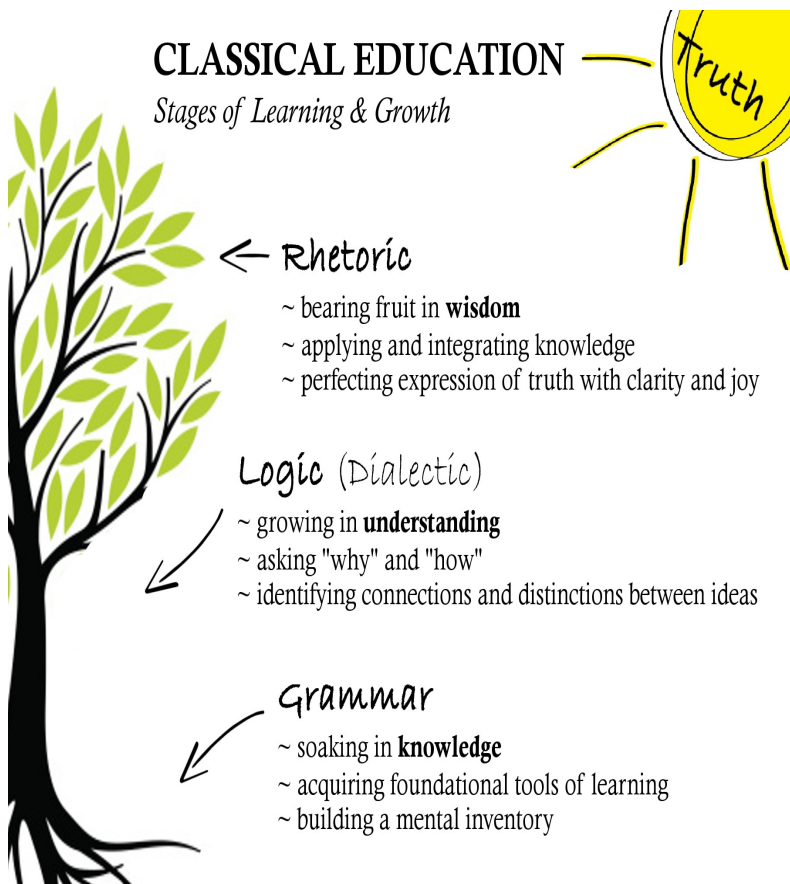
RHETORIC

STAGE:

Apply the tools



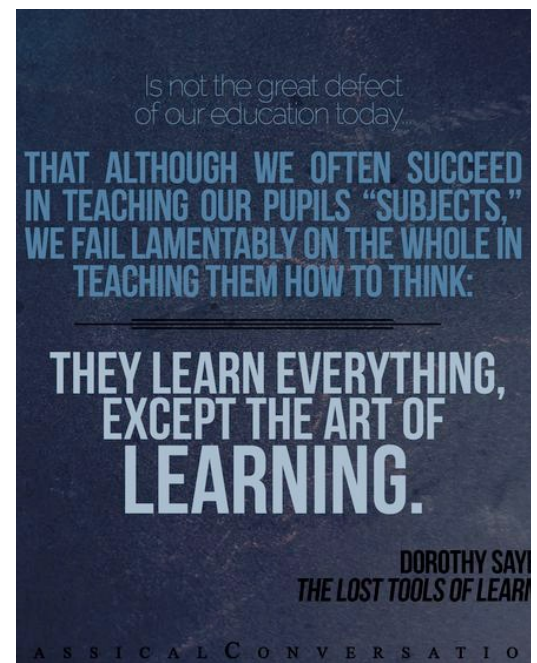
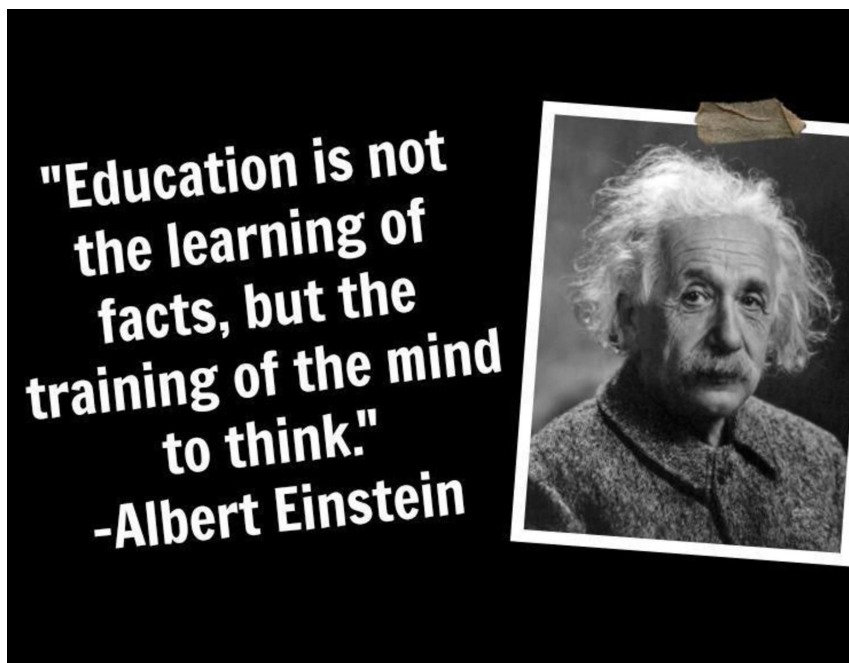
METHODS



Learning the different aspects of this method will help you educate the whole child, and grow an independent, self learner. If you feel lead to use a Classical approach to homeschooling, I recommend you incorporate the following components in your homeschool:

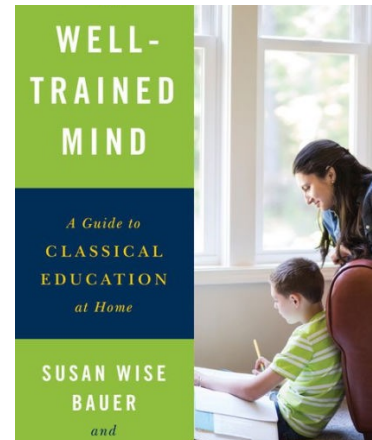
- ✂ Find and use curriculum that is Classically inspired.
- ✂ Read Classic literature and primary documents by great thinkers and theologians.
- ✂ Use copy work as a way to emulate great thinkers and as a way to memorize bible verses and facts.
- ✂ History is learned in chronological order so students can discover the cause and effect relationships throughout history.
- ✂ The study of history, literature (and even science in some cases) are usually learned together.
- ✂ Explore (and memorize) poetry.
- ✂ Grammar instruction which includes diagraming and parsing of sentences
- ✂ Learn Latin and then another language.

- ☞ Do map work, memorize states and countries, and learn geography
- ☞ Learn science from an apologetic perspective so students learn to evaluate information presented and argue effectively for truth.
- ☞ Learn about master artists as well as art history. Visit a lot of museums.
- ☞ Learn about composers, the orchestra, and music history.
- ☞ Model a love of learning for your kids by reading, memorizing or copying right alongside them, and always learn about new things.
- ☞ Engage in lots of discussions about life, ideas, topics, and interests especially with middle and high schoolers. Teach your children how to express themselves politely, boldly and effectively.
- ☞ Drill (in fun ways) is used to memorize facts and the building blocks of each subject.
- ☞ Assessment is usually done through discussions, narrations, worksheets, and essays.
- ☞ Classical Education is not just about thinking, it's about learning how to think.
- ☞ Mastery is emphasized over completion.
- ☞ Students who learn in this manner learn how to cover topics comprehensively, form an opinion and then persuasively transmit those ideas to others in a controlled, clever and winning debating style.
- ☞ Create a schedule that includes the core subjects: Literature (and phonics for younger), composition, grammar (and spelling), math, science, history (and map work), art appreciation, music history, latin and penmanship. You do not have to do all of these topics every day but each will play an integral part of your homeschooling each week, month and semester.




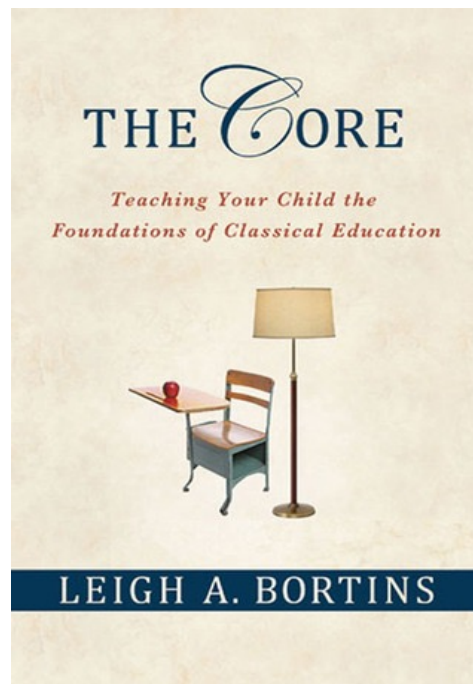

RESOURCES TO READ

A Classical approach to homeschooling may look like traditional school in the way information is presented but it is very different because of the type of information that is taught! If you were taught in the traditional school system and/or your child is coming home from years of traditional schooling, a classical approach will feel somewhat familiar to you but you will be challenged by the subjects that are included and taught. Your homeschool assessment shows this is the type of education you gravitate towards, you feel more comfortable doing and you value in education. Do not feel you need to read all of these resources before beginning your new homeschooling journey. I recommend you become acquainted with the following books, authors, websites and ideas as you walk this homeschooling journey (links provided in pdf file). Pick a few to read before you begin and then read a few new ones each year you homeschool for inspiration and for new ideas along the way. Remember as a Classical educator, you are also a student! Classical Education is not just about thinking; it's about learning how to think, how to apply new knowledge and how to share it with others. This relates to YOUR education as well as to your child's!



- 🌀 [The Well-Trained Mind: A Guide to Classical Education at Home](#) by Susan Wise Bauer and Jessie Wise
- 🌀 [The Well-Educated Mind: A Guide to the Classical Education You Never Had](#) by Susan Wise Bauer
- 🌀 [For the Children's Sake: Foundations of Education for Home and School](#) by Susan Schaefer MacAuthor
- 🌀 [Teaching the Trivium: Christian Homeschooling in a Classical Style](#) by Bluedorn, Harvey, and Laurie
- 🌀 [The Core: Teaching Your Child the Foundations of Classical Education](#) by Leigh A. Bortins

- ☞ Classical Christian Education Made Approachable by Classical Conversations Inc.
- ☞ The Lost Tools of Learning by Dorothy L. Sayers
- ☞ Educating the Wholehearted Child by Clay and Sally Clarkson
- ☞ A Thomas Jefferson Education: Teaching a Generation of Leaders for the Twenty-First Century by Oliver DeMille
- ☞ Homeschooling for Excellence by David and Micki Colfax
- ☞ Teaching From Rest: A Homeschooler's Guide to Unshakeable Peace by Sarah Mackenzie
- ☞ Homeschool Made Simple DVD and MP3 Interviews and Seminars by Carole Joy Seid
- ☞ The Life-giving Home: Creating a Place of Belonging and Becoming by Sally and Sarah Clarkson



CURRICULUM CHOICES

This list is not exhaustive but it represents the most updated, relevant, and engaging resources for a Classically inspired homeschool experience. Using a rigorous approach to learning like a Classical method, the family is encouraged to learn the humanities together as a family. The majority of choices below are designed to be used with multi-aged children but adapted to the stage each student is in. The two main subjects that should be done at individual levels are mathematics and reading instruction. Links to websites are included in pdf file if applicable.

CLASSICAL CURRICULUM PUBLISHERS:

- ❖ [Well Trained Mind Publisher](#)
- ❖ [Memoria Press](#)
- ❖ [Veritas Press](#)

ALL IN ONE CLASSICAL- INSPIRED CURRICULUM:


- ❖ [Classical Conservations](#)
- ❖ [Tapestry of Grace](#)
- ❖ [My Father's World](#) (gentle approach to classical education)
- ❖ [Sonlight](#) (gentle approach to classical education)

LANGUAGE ARTS:

- ❖ [First Primary Language Lessons from the Well Trained Mind \(Level 1, 2, 3 & 4\)](#) by Jessie Wise
- ❖ [Primary Language Lessons](#) and [Intermediate Language Lessons](#) by Emma Serl
- ❖ [English for the Thoughtful Child Vol 1 & 2](#) by Mary F. Hyde and Cynthia Shearer.

READING & SPELLING INSTRUCTION

- ❖ [The Writing Road to Reading](#) by Romalda Bishop Spalding
- ❖ [All About Reading](#) and [All About Spelling](#) curriculum
- ❖ [Barton Reading & Spelling System](#)



WORD OF CAUTION:

Do NOT spend a lot of money on curriculum especially when implementing the Classical approach. This methodology and philosophy of home education can be done with little to no financial commitment.

With any new curriculum, first try to borrow someone else's or buy used before investing in new expensive curriculum.

Remember: What works great for your friend may not be best for your family.

- ❖ Library card and lots of great books and classics
- ❖ Poetry , Bible verses, and passages from great literature to memorize, narrate and recite
- ❖ Shakespeare, Homer, Plato, Aristotle, C.S. Lewis, Tolkien, Virgil, Thoreau, & John Locke,
- ❖ Linguistic Development through Poetry Memorization by IEW
- ❖ Any reading instruction guide or resource created and sold at Well Trained Mind website

WRITING & GRAMMAR INSTRUCTION

- ❖ Institute for Excellence in Writing (IEW)
- ❖ Poetry , Bible verses, and passages from great literature to use for copy work and to dictate.
- ❖ Draw Write Now Series Vol 1- 8 by Marie Habitzel
- ❖ Shurley English
- ❖ Call Me Ishmael Postcards: Sentence Diagrams of Great Literary Quotes by Pop Chart Lab




LATIN INSTRUCTION

- ❖ Lively Latin Books 1 & 2
- ❖ Henle Latin Grammar and Henle Latin (First Year, Second Year & Third Year)

MATH INSTRUCTION

- ❖ Mathematical Reasoning Workbooks by Critical Thinking Co.
- ❖ Teaching Textbooks
- ❖ Saxon Math
- ❖ Introductory Logic and Intermediate Logic by Canon Logic Series



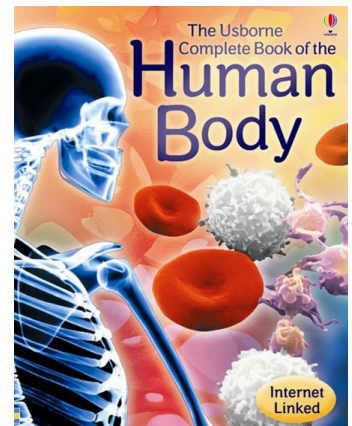



HISTORY & GEOGRAPHY INSTRUCTION (Chronological)

- ❖ The Mystery of History (Volume 1, 2, 3 & 4)
- ❖ Story of the World Vol 1, 2, 3 and 4 by Susan Wise Bauer
- ❖ Usborne Encyclopedia of World History by Jane Bingham (and any other Usborne history encyclopedias- ancient, medieval, etc.)
- ❖ Omnibus (high school)
- ❖ Draw and Write Through History Vol 1-6 by Carylee Gressman
- ❖ Library card and reading lists: Start at the beginning of time and read your way through history (Carol Joy Seid Reading Lists, Read Aloud Revival Reading Lists, or contact Carrie for her list of favorites)
- ❖ Incorporate the lives of great thinkers, artists, composers, scientists, and missionaries in history instruction
- ❖ Historical fieldtrips and travel

- ❖ The Travel Book by Lonely Planet Kids or any child-friendly atlas
- ❖ Draw the World: An Easy Step-By-Step Approach by Kristin Draeger
- ❖ Timeline Cards (Classical Conversations or Veritas Press)

SCIENCE INSTRUCTION (Delve into one or two topics a year)

- ❖ Usborne Illustrated Encyclopedia: The Natural World by Lisa Watts (and other Usborne Encyclopedias - space, animals, body, etc)
- ❖ Apologia Explore's Series
- ❖ Christian Liberty Nature Readers Vol 1, 2, 3, 4 & 5 by Wendy Kramer
- ❖ Library card & Scientific fieldtrips




ART INSTRUCTION


- ❖ Drawing with Children by Mona Brookes
- ❖ Free Art Lessons online by Hodgepodge
- ❖ Draw Write Now Series Vol 1- 8 by Marie Habitzel
- ❖ Draw the World: An Easy Step-By-Step Approach by Kristin Draeger

PICTURE AND MUSIC STUDIES

- ❖ Library card and list of three artists
- ❖ Picture Study Portfolios by Simply Charlotte Mason Press
- ❖ Come With Me Series by Gladys Blizzard
- ❖ James Mayhew Katie Series by James Mayhew
- ❖ Smart About Art Series by Jane O'Connor
- ❖ Meet the Master's Art Homeschool Program
- ❖ Visit Art Museums
- ❖ Classics for Kids Website

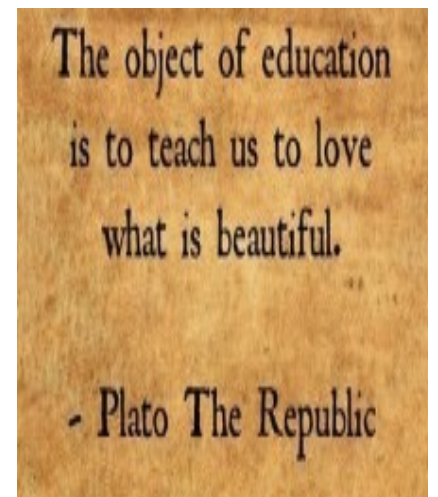
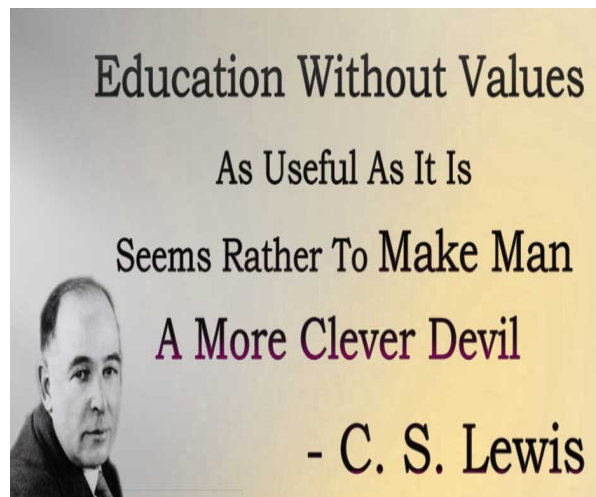
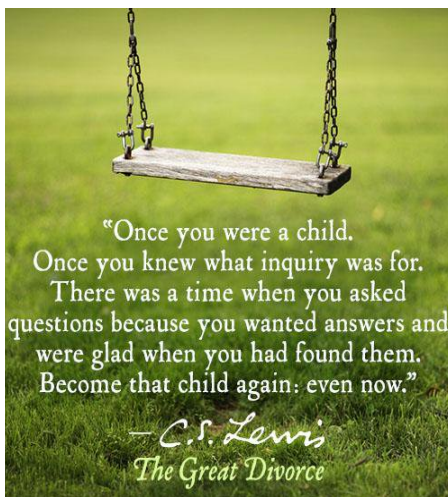


- ❖ Music Studies with Master Portfolios by Simply Charlotte Mason Press
- ❖ Attend great musicals, symphonies, and operas



GAMES

While playing games is not a major component of a classically inspired curriculum, games along with music help students in the grammar and dialectic stage memorize facts, figures and dates. Visit FUNdamentals Games list on Amazon for recommendations of hours of fun and learning: <https://smile.amazon.com/hz/wishlist/ls/1279N3ZFISS9H>



Plans for My Classical Year

Family History & Bible

Time Period: _____

Family Enrichment Studies

Scripture Memory: _____
Book of Bible & Theme

Music Study: _____
Composer #1

Poetry: _____
Poet

Composer #2

Shakespeare: _____
Play

Composer #3

Picture Study: _____
Artist #1

Latin: _____

Artist #2

Art Instruction: _____
Project #1 or skill

Artist #3

Project #2 or skill

Science Topic: _____

Geography: _____
Curriculum

Literature List: _____

Language Arts & Math

Student: _____

Math: _____
Resource or level

Reading: _____
Resource or Focus

Grammar: _____
Resource or Focus

Spelling/ Vocabulary: _____
Resource or Focus

Writing: _____
Resource or Focus

*Instrument: _____

Student: _____

Math: _____
Resource or level

Reading: _____
Resource or Focus

Grammar: _____
Resource or Focus

Spelling/ Vocabulary: _____
Resource or Focus

Writing: _____
Resource or Focus

*Instrument: _____

Student: _____

Math: _____
Resource or level
Resource or Focus

Reading: _____
Resource or Focus

Grammar: _____
Resource or Focus

Spelling/ Vocabulary: _____
Resource or Focus

Writing: _____

*Instrument: _____

Student: _____

Math: _____
Resource or level

Reading: _____
Resource or Focus

Grammar: _____
Resource or Focus


Spelling/ Vocabulary: _____
Resource or Focus

Writing: _____
Resource or Focus

*Instrument: _____



METHODS
WHAT TO DO



RESOURCES
WHAT TO READ



CURRICULUM
WHAT TO USE

RELAXED ECLECTIC



Child-Led and Interest-Based Learning

Eclectic homeschooling is a medley of different homeschooling approaches. Sitting back and going with the flow will always be less stressful than trying to do absolutely everything. Relaxed eclectic homeschooling lets you have flexibility in your routine and your curriculum. This type of homeschooling usually uses interest-based learning to determine the homeschool “curriculum.” The child’s interests are the basis for making decisions about what you’re going to teach and for how long. The course of study is determined by what the student (and the mom) wants to learn about and not by a textbook publisher, teacher’s manual or state standard.

Unit Studies

Unit studies are a themed approach to learning. School work is organized around one common theme that fits in all of the academic subjects. It is the best way to teach the whole family at one time! Each unit can last from one week to one month. For example, a unit study on sharks might include reading about sharks and visiting an aquarium (or the ocean). In math, students might figure out how far they can swim and how fast and then compare it a shark's speed. Students might compare human teeth (and the number of them) to shark teeth. For science, students might learn about shark anatomy, what they eat and how they sleep. Students could watch documentaries during Shark Week and write reports and creative stories about sharks.


Unschooling

Unschooling is the parent allowing the child as much freedom to explore the world as parents can comfortably bear. Unschooling is a partnership between parents and children. The parent uses everyday experiences and the child's interests to introduce and teach life skills and academic subjects. Unschooling interprets Deut. 6: 4-6 literally. *"These commandments that I give you today are to be on your hearts. Impress them on your children. Talk about them when you sit at home and when you walk along the road, when you lie down and when you get up."* There are no textbooks or workbooks (unless the child requests them). The world is the curriculum. Unschooling incorporates a lot of free time for exploration.

Waldorf & Montessori

The aim of Waldorf education is to create free, creative, independent, and morally responsible individuals and strives to teach holistically. Like Piaget, Steiner (creator of Waldorf), also divided child development into three stages, lasting around seven years each. Each stage employs appropriate learning strategies to suit the child where he or she is developmentally. Waldorf methods like to wait until a child is ready to start formal education. This means they let the child decide when to start formal education, instead of pushing them into this type of learning before they are ready. Waldorf education also focuses on cooperation over competition.

UNIT STUDY: Topical Approach



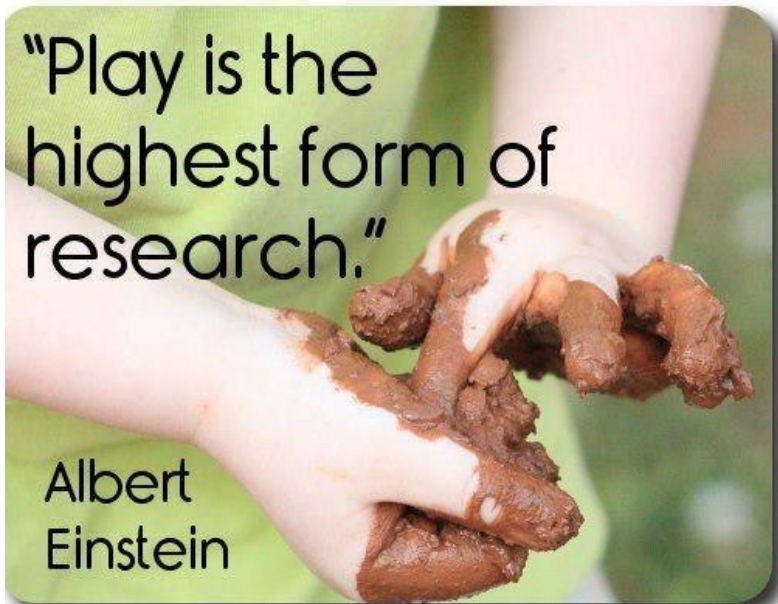
UNSCHOOLING: Child-Directed Approach



WALDORF: Holistic Approach



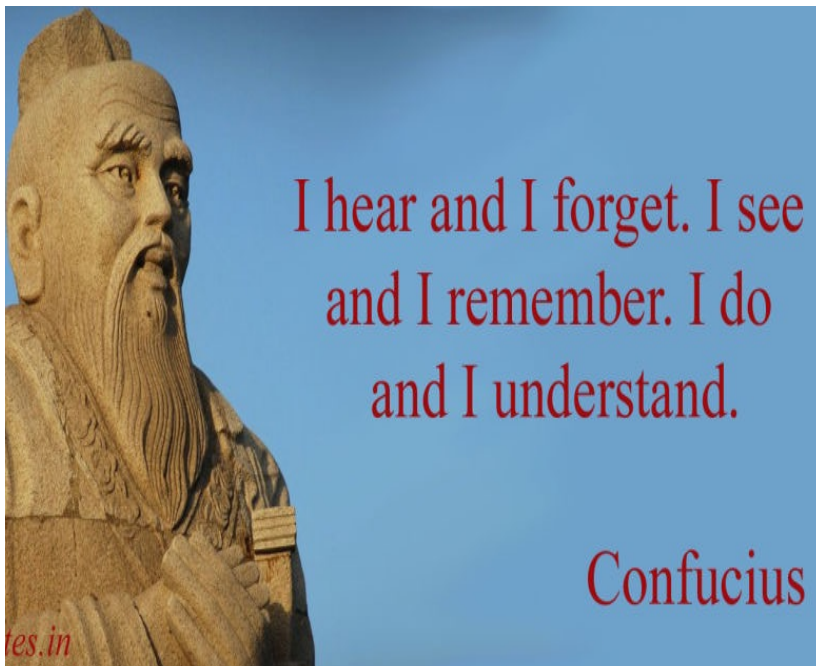
METHODS



Learning the different aspects of this method will help you educate the whole child, and grow an independent, self learner. If you feel lead to use an interest-based, unit study and/or child-led approach to homeschooling, I recommend you incorporate the following components in your homeschool:

- ✂ Only use traditional textbooks, workbooks and/or curriculum when the child asks for them (or needs them for an internship, job, badge work, etc).
- ✂ Read aloud daily and provide lots of time for independent reading
- ✂ Go on lots of adventures to the library to find good literature to expand your child’s mind.
- ✂ Play lots and lots of games.
- ✂ Go on lots of field trips. Use family travels as part of your lessons.
- ✂ Incorporate narration and lots of discussions instead of comprehension worksheets.
- ✂ Write everyday with a purpose, invest in a journal, and incorporate a lot of opportunities for creative writing and storytelling
- ✂ Use dictation as part of your writing instruction.
- ✂ Find a mentor (or two) that can teach your child about topics he is passionate about.
- ✂ Go on nature walks, do nature studies, create nature journals and spend lots of time outside enjoying God’s creation. Use the world as your main science “curriculum.”
- ✂ Try to integrate as many subjects as possible in your unit of study, learn as much as you can as a family and incorporate multi-age activities with learning.

- ☞ Model a love of learning for your kids by reading right alongside them and always learn about new things.
- ☞ Engage in lots of discussions about life, ideas, topics, and interests. Teach your children how to express themselves politely, boldly and effectively.
- ☞ Look for opportunities to grow, learn, explore, and discuss new things throughout your day, even when (and especially when) the books are closed.
- ☞ Be intentional with “book and school work.” All work has meaning. You are either teaching a habit, exposing your child to something important or beautiful or exploring and learning something new. Worksheets have a purpose and are not given for sake of doing something.
- ☞ If drill is used, it is usually done through games, songs, movement, videos, etc.
- ☞ Assessment is usually done through discussions, narrations, and dictation.
- ☞ Life skills and handiwork are an integral part of daily lessons.
- ☞ If you are using a Unit or topical study, create a flexible “schedule” to do activities as a family. You do not have to do all subjects every day but each will find its way into your homeschooling each week, month and semester.
- ☞ If you are using an unschooling, child-directed approach, discover the best times and places your child likes to learn and incorporate those times and areas as much as you can.
- ☞ Be prepared to go on a journey **together** with your children!



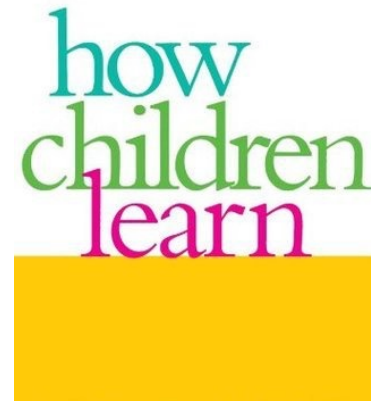
“Any child who can spend an hour or two a day, or more if he wants, with adults that he likes, who are interested in the world and like to talk about it, will on most days learn far more from their talk than he would learn in a week of school.”

~ John Holt

FACEBOOK.COM/THEUNSCHOOLBUS



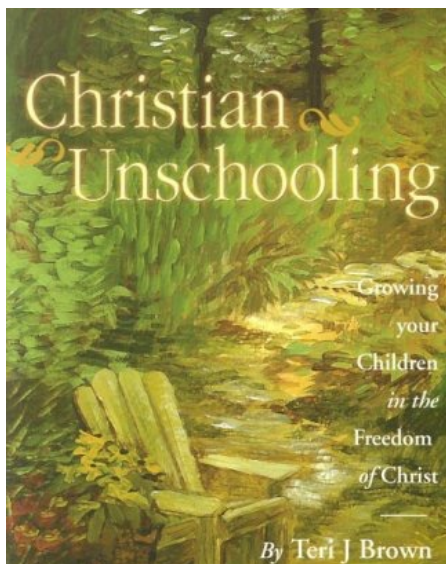
RESOURCES TO READ

Using unit studies, unschooling, child-led, and Waldorf/Montessori style homeschooling is VERY different from the traditional form of schooling. If you were taught in the traditional school system and/or your child is coming home from years of traditional schooling, this interest-based approach will be very different yet very freeing. You may be new to this style of education but your homeschool assessment shows this is the type of education you gravitate towards, you feel more comfortable doing and you value in education. Do not feel you need to read all of these resources before beginning your new homeschooling journey. Remember as a life-long learner, you are also a student in your homeschooling adventure! I recommend you become acquainted with the following books, authors, websites and ideas as you walk this homeschooling journey (links provided in pdf file). Pick a few to read before you begin and then read a few new ones each year you homeschool for inspiration and for new ideas along the way.



- ☞ *The Successful Homeschool Family Handbook: A Creative and Stress-Free Approach to Homeschooling* by Dr. Raymond and Dorothy Moore
- ☞ *Better Late Than Early: A New Approach to Your Child's Education* by Dr. Raymond Moore and Dorothy Moore.
- ☞ *Christian Unschooling: Growing Your Children in the Freedom of Christ* by Teri Brown
- ☞ *Teaching Your Own: The John Holt Book of Homeschooling* by John Holt
- ☞ *How Children Learn: 50th Anniversary Edition (2017), How Children Fail (1995) and Learning All of the Time (1990)* by John Holt
- ☞ *The UnSchooling Handbook: How to Use the Whole World As Your Child's Classroom* by Mary Griffith
- ☞ *Sandra Dodd's Big Book of Unschooling* by Sandra Dodd

- ☞ *The Teenage Liberation Handbook: How to Quite School and Get a Real Life Education* by Grace Llewellyn
- ☞ *Homeschool Adventure: Learning Through the Power of Fieldtrips* by Melissa Calapp
- ☞ *Carschooling: 350 Entertaining Games and Activities to turn travel time into learning time* by Flynn Keith
- ☞ *Give you Child the World: Raising Globally Minded Kids One Book at a Time* by Jamie Martin
- ☞ *The Waldorf Homeschool Handbook* by Donna Ashton (Very secular but good if you want “how to’s for Waldorf at home)
- ☞ *Educating the Wholehearted Child* by Clay and Sally Clarkson
- ☞ *A Pocketful of Pinecones: A Nature Study with the Gentle Art of Learning* by Karen Andreola
- ☞ *Last Child in the Woods: Saving Our Children fro Nature-Deficit Disorder* by Richard Louv
- ☞ *Dumbing Us Down: The Hidden Curriculum of Compulsory Schooling* by John Taylor Gatto
- ☞ *Ten Ways to Destroy the Imagination of Your Child* by Anthony Esolen



CURRICULUM CHOICES


This list is not exhaustive because an interest-based approach uses whatever resources that are needed to learn about an area of fascination. The internet will be your best friend if you want to use, design or purchase a topical unit study. Any thing can be used (including workbooks) when the child asks for it or you feel the child is ready for more in-depth instruction. Using this approach to learning, the family is encouraged to learn as many subjects as possible together as a family. The majority of choices below are designed to be used with multi-aged children. The two main subjects that are usually done at individual levels are mathematics and reading instruction. The ones listed use a conceptual and natural approach to learning mathematics and reading. Links to websites are included in pdf file if applicable.

UNIT STUDIES:

- 📁 FUNdamentals Units: Integrated, Personalized and Custom-Made Units for any topic
- 📁 KONOS
- 📁 Five in A Row (FIAR), Before FIAR and Beyond FIAR
- 📁 Beautiful Feet
- 📁 My Father's World (Christian Worldview, intense, history-based but integrated for whole family)
- 📁 Sonlight (Christian Worldview, intense, literature-based but integrated for whole family)
- 📁 BookShark (secular worldview, intense, literature-based but integrated for whole family)
- 📁 Waldorf Homeschool Curriculum and supplies by Oak Meadow

MONTHLY BOX SUBSRIPTIONS:

- 📁 Kiwi & Tinker Crates
- 📁 Little Global Citizens
- 📁 Spangler Science Club
- 📁 Top Secret Adventure Book Club
- 📁 Little Passports



WORD OF CAUTION:

Do NOT spend a lot of money on curriculum especially when implementing an interest-based approach. This methodology and philosophy of home education requires little to no financial commitment.

With any new resource, first try to borrow someone else's or buy used before investing in new expensive curriculum.

Remember: What works great for your friend may not be best for your family.

- 🎧 [Finders Seekers Mysteries](#) (older)
- 🎧 [Sketch Box](#) (art)
- 🎧 [Bitsbot](#) (Coding)

LANGUAGE ARTS:

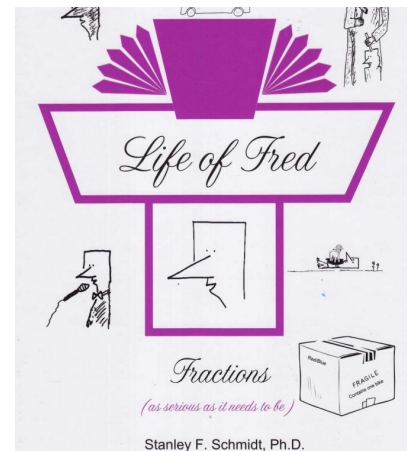
- 🎧 Word games, magnetic letters, foam letters, and letter puzzles for letter recognition and word building
- 🎧 Library card and lots of great books and internet access
- 🎧 [Primary Language Lessons](#) and [Intermediate Language Lessons](#) by Emma Serl
- 🎧 Personalized spelling lists created from misspelled words in child's own writing
- 🎧 [Phonics Pathways: Easy Reading and Perfect Spelling](#) by Dolores Hiskes
- 🎧 [Explode the Code: Essentials for Phonic Mastery](#)
- 🎧 [All About Reading](#) and All About Spelling curriculum (Phonics based)

WRITING & GRAMMAR INSTRUCTION

- 🎧 Letter air writing, draw letters in sand or rice and trace letters
- 🎧 [Life of Fred Language Arts Series](#) by Stanley Schmidt
- 🎧 [Draw Write Now Series Vol 1- 8](#) by Marie Habitzel
- 🎧 School House Rock Grammar videos (all found on [youtube](#))
- 🎧 [Daily Grams](#) by Wanda Philips
- 🎧 [Mad Libs](#)

MATH INSTRUCTION (Conceptual and Hands On)

- 🎧 [Math It: An Easy Way to Learn Math by Elmer Brood.](#)
- 🎧 [Math U See Curriculum](#) with DVD's and manipulatives
- 🎧 [Miquon Math](#) with workbooks and rods
- 🎧 [Life of Fred Math Series](#)
- 🎧 Legos, building blocks, puzzles and lots of manipulatives



HISTORY, GEOGRAPHY & SOCIAL STUDIES INSTRUCTION

- 🎧 Library card and reading lists: Start anywhere in time and read your way around the world ([Carol Joy Seid Reading Lists](#), [Read Aloud Revival Reading Lists](#), [Simply Charlotte Reading Lists](#) or [contact Carrie](#) for her list of favorites)
- 🎧 [Draw and Write Through History Vol 1-6](#) by Carylee Gressman
- 🎧 Historical fieldtrips, Netflix Documentaries, movies and travel
- 🎧 Monthly box subscription (see above for list)
- 🎧 [California Out of the Box](#)
- 🎧 [Story of the World Vol 1, 2, 3 and 4](#) by Susan Wise Bauer

SCIENCE INSTRUCTION

- 🎧 Library card and student's interests.
- 🎧 Grading and start with One Small Square Series by Donald Silver
- 🎧 Apologia Explore's Series
- 🎧 Christian Liberty Nature Readers Vol 1, 2, 3, 4 & 5 by Wendy Kramer
- 🎧 Yesterday's Classics (Eyes and No Eyes Series) by Arabela Buckley: *Insect's Life, Wildlife in the Woods and Fields, By Poind and River, and Plant Life in Field and Garden*
- 🎧 Scientific fieldtrips and Netflix documentaries
- 🎧 Nature Studies and Nature Journals (see below)



NATURE STUDIES (alone or with other scientific studies)

- 🎧 Good quality notebook, journal, or sketch book and good quality colored pencils
- 🎧 Field Guides (Fandex Series, Waterford Press Laminated, or Audubon Field Guides)
- 🎧 Acorn Naturalist Online Store for ideas and supplies
- 🎧 Journaling A Year in Nature by Simply Charlotte Press
- 🎧 Keeping a Nature Journal: Discover a Whole New Way of Seeing the World Around You by Clare Walker Leslie (idea book not necessarily a "how to book")
- 🎧 Usborne Illustrated Encyclopedia: The Natural World by Lisa Watts

***Try not to purchase commercially made nature journals or coloring books. The idea is to let your child (and you) draw what they see. The drawings do not have to be perfect. However, your child's drawing ability (and yours) will improve each and every year.*


"We can think of ourselves not as teachers but as gardeners. A gardener does not 'grow' flowers; he tries to give them what he thinks they need and they grow by themselves."

~ John Holt



ART AND MUSIC STUDIES

- 🎧 Library card
- 🎧 Come With Me Series by Gladys Blizzard
- 🎧 James Mayhew Katie Series by James Mayhew
- 🎧 Smart About Art Series by Jane O'Connor
- 🎧 Meet the Master's Art Homeschool Program
- 🎧 Visit Art Museums
- 🎧 Classics for Kids Website
- 🎧 Attend great musicals, symphonies, and operas
- 🎧 Art box subscriptions (see above for lists)



HANDICRAFTS


Include in your weekly or monthly lessons opportunities to learn how to carve, wood work, sew, needlepoint, crochet, knit, cook, weld, garden, etc.

GAMES

Playing games is one of the most important components of interest-directed homeschooling. More information is learned and retained (in less time) by playing games than by utilizing worksheets and textbooks. Visit FUNdamentals Games list on Amazon for recommendations of hours of fun and learning: <https://smile.amazon.com/hz/wishlist/ls/1279N3ZFISS9H>



Unit Study Planner



ART PROJECTS


VIDEOS OR DVD

WRITING ASSIGNMENTS	

FIELD TRIPS

OTHER

Unit Study Planner



BIBLE VERSES	

TO DO	✓

SUPPLIES NEEDED	✓

NOTES