



TRADITIONAL APPROACH



School At Home

Traditional homeschooling is essentially doing school-at-home, using similar methods to those used in public or private schools. This is the educational model that parents are most familiar with usually utilize textbooks, desks, wall posters, and other items that mimic the conventional school setting. In addition, traditional homeschoolers usually utilize a lecture teaching style, have their days solidly scheduled, make frequent use of tests and quizzes to track progress, and try to align their curriculum with what their local school follows. Many homeschooling moms (and dads) appreciate the familiarity and accountability that traditional homeschooling provides.

Textbooks

A traditional approach to school at home usually utilizes textbooks for each subject for each child in each grade level. While the students may or may not have traditional desks, they will each have their own basket, book bag, or shelf that has a textbook or workbook for all of the core subjects and sometimes even for electives. Since this is the approach and method many moms are used to, this is a very comfortable and familiar way to homeschool with confidence.

CAUTION: This approach also leads to homeschool burn out the fastest.

All In One Box Curriculum


Since a school at home approach usually uses traditional textbooks, it is easier to purchase curriculum for each student from a Christian curriculum publisher for each child. It helps with uniformity if the student is using the same kind of textbook and publisher for math, English, science, social studies, etc. **CAUTION:** Purchasing all in one box for each child for each grade level can get very costly! Many workbooks are consumables so they cannot be saved and used in the future with another child.

Testing & Standards


Many moms use this approach because they like the accountability of staying “on track” with the public school down the street. While they may intend to homeschool through high school, they want to make sure their children learn the same things as traditional school students. Because of this, traditional assessments are used such as objective tests, annual standardized tests, and fill in the blank worksheets. Traditional grades and report cards are given, attendance records are kept and samples are collected. Some states require homeschoolers to do all of the above, but California does not. However many moms using the traditional approach will do all of the above anyway. **CAUTION:** If you register with a charter school, you will be required to hand in traditional samples, keep attendance, grade assignments, learn state standards for each grade level and take standardized tests. Charter schools are public schools without a campus.

TEXTBOOKS


Using Scope and Sequence



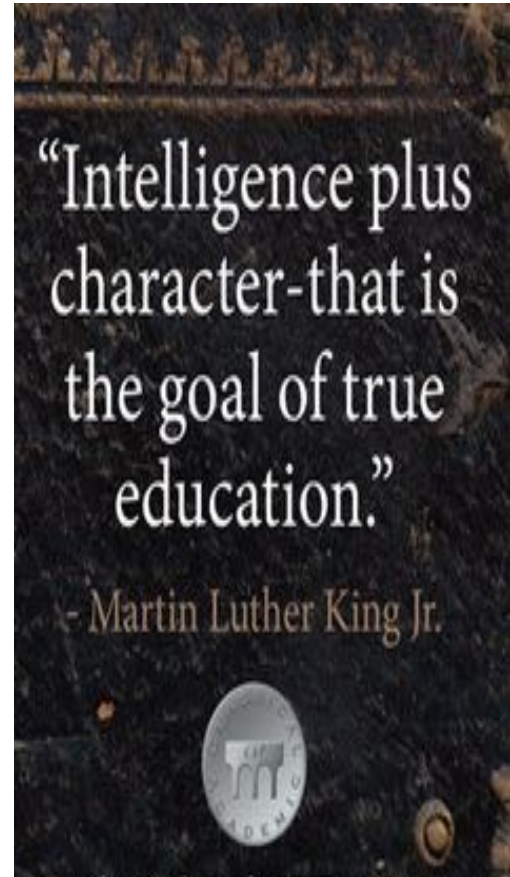
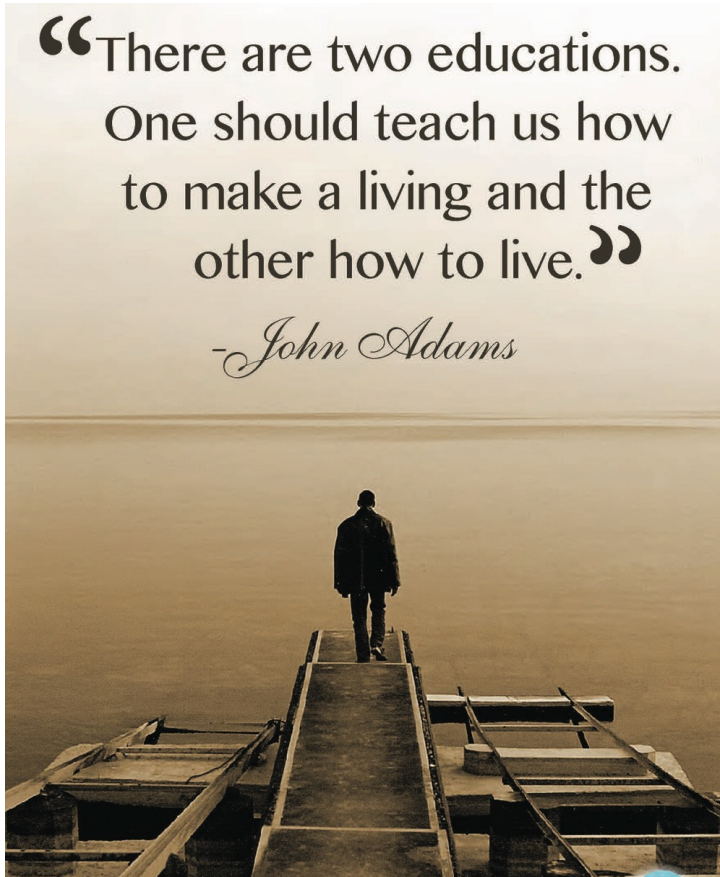
ALL IN ONE BOX CURRICULUM



TESTING
State Standards



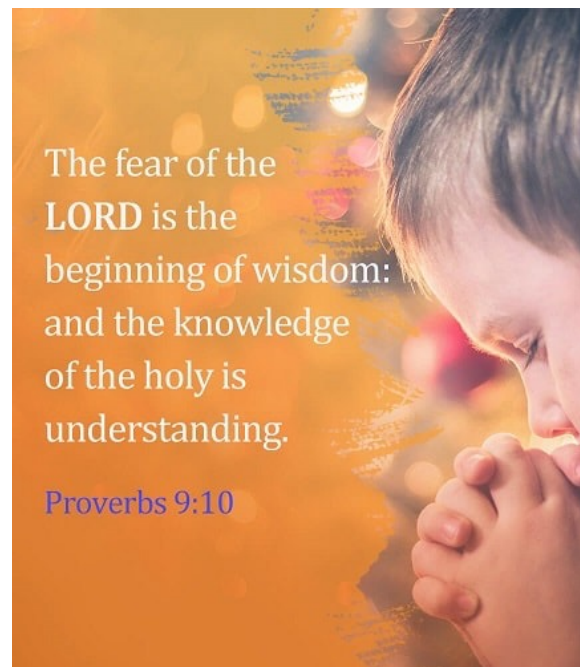
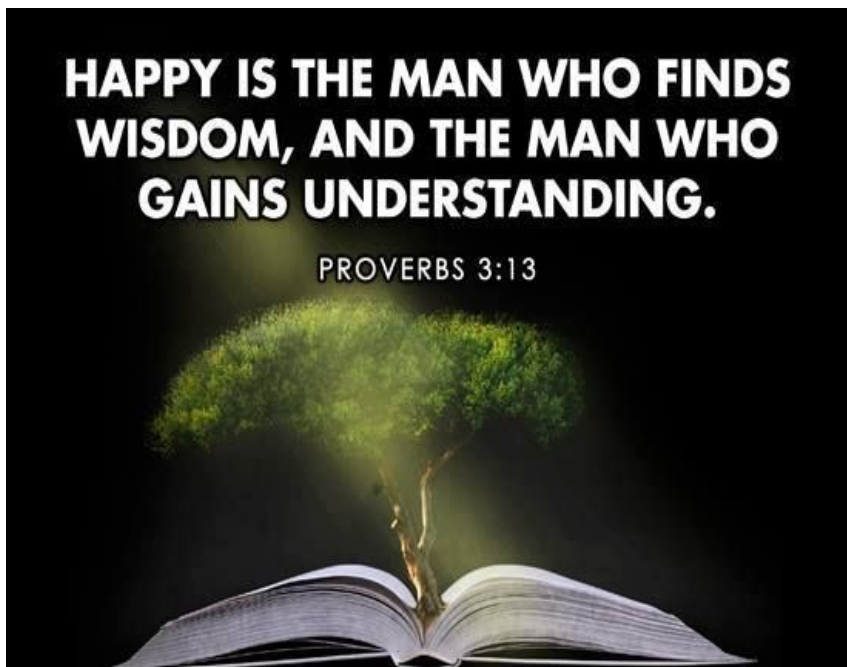
METHODS



Learning the different aspects of this method will help you educate the whole child, and grow an independent, self learner. If you feel lead to use a traditional approach to homeschooling, I recommend you incorporate the following components in your homeschool:


- ☪ Use a traditional textbook or curriculum from a Christian publisher.
- ☪ Read Classic literature and primary documents by great thinkers and theologians.
- ☪ Use workbooks, tests, and quizzes as a way to teach, reinforce and assess.
- ☪ Try to teach the standards in each subject for your child’s grade level.
- ☪ Grammar instruction which includes parts of speech, diagraming and parsing of sentences
- ☪ Do map work, memorize states and countries, and learn geography
- ☪ Learn science from an apologetic perspective so students learn to evaluate information presented and argue effectively for truth.
- ☪ Learn about master artists as well as art history or learn how to draw.

- Learn about composers, the orchestra, and music history or learn how to plan an instrument.
- Model a love of learning for your kids by reading, memorizing or writing right alongside them, and always learn about new things.
- Engage in lots of discussions about life, ideas, topics, and interests especially with middle and high schoolers. Teach your children how to express themselves politely, boldly and effectively.
- Drill (in fun ways) is used to memorize facts and the building blocks of each subject.
- Quantity is usually emphasized over quality. Staying on track and finishing each textbook and subject before summer is usually the goal.
- High School students tend to take a lot of outside classes, online classes and college level classes.
- Create a schedule that includes the core subjects: Literature (and phonics for younger), composition, grammar (and spelling), math, science, social studies (and map work), electives, P. E. and penmanship. You do not have to do all of these topics every day but traditional homeschoolers will feel more comfortable when every subject is completed each day of the week.




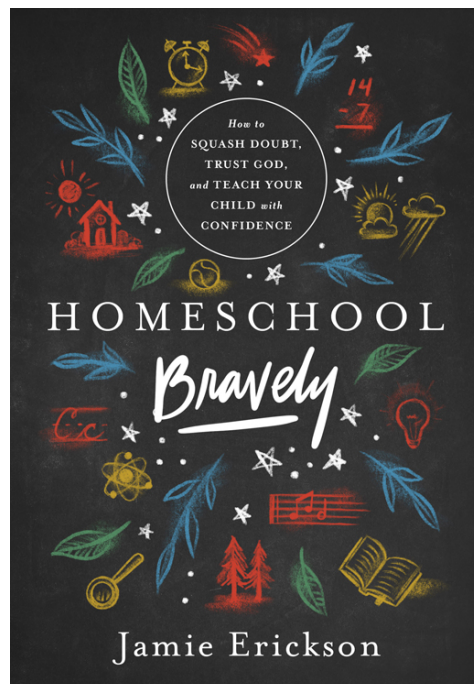

RESOURCES TO READ

The Traditional approach to homeschooling will look and feel much like traditional school. There will be a set time to do school work, set lessons plans and days for assessment. Doing school at home has all of the familiar subjects and methods but without the political agendas, bullying issues and social media. If you were taught in the traditional school system and/or your child is coming home from years of traditional schooling, this approach will feel somewhat familiar to you but you will be challenged by the fact you are now the planner, teacher and assessor. Your homeschool assessment shows this is the type of education you gravitate towards, you feel more comfortable doing and you value in education. Do not feel you need to read all of these resources before beginning your new homeschooling journey. I recommend you become acquainted with the following books, authors, websites and ideas as you walk this homeschooling journey (links provided in pdf file). Pick a few to read before you begin and then read a few new ones each year you homeschool for inspiration and for new ideas along the way. Remember, you CAN do this! There is no teacher who loves and cares more about your child and his success than you and even your worst day of homeschooling is better than the best day in public school.



- 🌀 *For the Children's Sake: Foundations of Education for Home and School* by Susan Schaefer MacAuthor
- 🌀 *Home Learning Year by Year: How to Design a Homeschool Curriculum* by Rebecca Rupp
- 🌀 *Educating the Wholehearted Child* by Clay and Sally Clarkson
- 🌀 *Homeschooling for Excellence* by David and Micki Colfax
- 🌀 *What Your First Grader Needs to Know Series* by E. D. Hirsch Jr.
- 🌀 *The Three R's* by Ruth Beechick

- ☞ *You Can Teach Your Child Successfully* by Ruth Beechick
- ☞ *The First Year of Homeschooling Your Child: Your Complete Guide to Getting Off to the Right Start* by Linda Dobson
- ☞ *Everything You Need to Ace In One Big Fat Notebook series* by Workman publishing
- ☞ *Teaching From Rest: A Homeschooler's Guide to Unshakeable Peace* by Sarah Mackenzie
- ☞ *Homeschool Bravely: How To Squash Doubt, Trust God and Teach Your Child with Confidence* by Jamie Erickson
- ☞ *The Life-giving Home: Creating a Place of Belonging and Becoming* by Sally and Sarah Clarkson



CURRICULUM CHOICES

This list is not exhaustive but it represents the most updated, relevant, and engaging resources for a traditional “school at home” approach. If you choose to purchase an “all in one” box curriculum for each child, you only need the Christian publisher (or online curriculum) websites. If you decide to use different publishers for each subject (or child), then additional resources for each academic subject are listed as well. Links to websites are included in pdf file if applicable.

CHRISTIAN TEXBOOK PUBLISHERS (K-12):

- ❖ [Abeka](#)
- ❖ [Accelerated Christian Education \(ACE PACE Packets\)](#)
- ❖ [Bob Jones University \(BJU\) Press](#)
- ❖ [Christian Liberty Press \(and testing services\)](#)
- ❖ [Rod and Staff \(Milestone Books\)](#)
- ❖ [The Good and the Beautiful](#)
- ❖ [Easypeasy All in One Online \(Free\)](#)

ONLINE CURRICULUM (SECULAR):

- ❖ [K-12](#)
- ❖ [Keystone](#)
- ❖ [Time 4 Learning](#)

LITERATURE, READING & SPELLING INSTRUCTION

- ❖ [The Writing Road to Reading](#) by Romalda Bishop Spalding
- ❖ [All About Reading](#) and [All About Spelling](#) curriculum
- ❖ [Barton Reading & Spelling System](#)
- ❖ [Sonlight](#) (Literature approach)
- ❖ Library card and lots of great books and classics
- ❖ [Explode the Code Series](#)
- ❖ [Linguistic Development through Poetry Memorization](#) by IEW

WRITING & GRAMMAR INSTRUCTION

- ❖ [Institute for Excellence in Writing \(IEW\)](#)
- ❖ [Shurley English](#)

INSTITUTE FOR



Excellence in Writing

An effective method for teaching writing skills

WORD OF CAUTION:

Try NOT spend a lot of money on curriculum. Implementing a Traditional Approach can get costly when purchasing textbooks for each subject for each child.

With any new curriculum, first try to borrow someone else's or buy used before investing in new expensive curriculum. Remember: What works great for your friend may not be best for your family.

If something doesn't seem to be working, try not to switch to soon. It can get very costly if you keep buying new curriculum.

- ❖ Fix It Grammar (IEW)
- ❖ Winston Grammar
- ❖ Daily Grams (Grades 3-high school)
- ❖ Worldly Wise Vocabulary

FOREIGN LANGUAGE INSTRUCTION

- ❖ Duolingo (free and almost all languages)
- ❖ Rosetta Stone

MATH INSTRUCTION

- ❖ Teaching Textbooks
- ❖ Saxon Math
- ❖ Mathnasium Tutoring Centers

HISTORY & GEOGRAPHY INSTRUCTION



- ❖ Notgrass History
- ❖ The Mystery of History (Volume 1, 2, 3 & 4)
- ❖ Story of the World Vol 1, 2, 3 and 4 by Susan Wise Bauer
- ❖ Tapestry of Grace
- ❖ My Father's World (gentle approach to classical education)

SCIENCE INSTRUCTION

- ❖ Apologia Explore's Series
- ❖ 101 Science DVD's

ART & MUSIC INSTRUCTION

- ❖ Drawing with Children by Mona Brookes
- ❖ Free Art Lessons online by Hodgepodge
- ❖ Draw Write Now Series Vol 1- 8 by Marie Habitzel
- ❖ Draw the World: An Easy Step-By-Step Approach by Kristin Draeger
- ❖ Meet the Master's Art Homeschool Program
- ❖ Visit Art Museums
- ❖ Classics for Kids Website
- ❖ Attend great musicals, symphonies, and operas



GAMES

While playing games is not a major component of a traditional “school at home” approach, games along with music help students memorize facts, figures and dates that they need to learn for tests and assessments. Visit **FUNDamentals Games** list on Amazon for recommendations of hours of fun and learning: <https://smile.amazon.com/hz/wishlist/ls/1279N3ZFISS9H>

