


**METHODS**  
WHAT TO DO



**RESOURCES**  
WHAT TO READ



**CURRICULUM**  
WHAT TO USE

# RELAXED ECLECTIC



## Child-Led and Interest-Based Learning

Eclectic homeschooling is a medley of different homeschooling approaches. Sitting back and going with the flow will always be less stressful than trying to do absolutely everything. Relaxed eclectic homeschooling lets you have flexibility in your routine and your curriculum. This type of homeschooling usually uses interest-based learning to determine the homeschool “curriculum.” The child’s interests are the basis for making decisions about what you’re going to teach and for how long. The course of study is determined by what the student (and the mom) wants to learn about and not by a textbook publisher, teacher’s manual or state standard.

## Unit Studies

Unit studies are a themed approach to learning. School work is organized around one common theme that fits in all of the academic subjects. It is the best way to teach the whole family at one time! Each unit can last from one week to one month. For example, a unit study on sharks might include reading about sharks and visiting an aquarium (or the ocean ). In math, students might figure out how far they can swim and how fast and then compare it a shark's speed. Students might compare human teeth (and the number of them) to shark teeth. For science, students might learn about shark anatomy, what they eat and how they sleep. Students could watch documentaries during Shark Week and write reports and creative stories about sharks.


## Unschooling

Unschooling is the parent allowing the child as much freedom to explore the world as parents can comfortably bear. Unschooling is a partnership between parents and children. The parent uses everyday experiences and the child's interests to introduce and teach life skills and academic subjects. Unschooling interprets Deut. 6: 4-6 literally. *"These commandments that I give you today are to be on your hearts. Impress them on your children. Talk about them when you sit at home and when you walk along the road, when you lie down and when you get up."* There are no textbooks or workbooks (unless the child requests them). The world is the curriculum. Unschooling incorporates a lot of free time for exploration.

## Waldorf & Montessori

The aim of Waldorf education is to create free, creative, independent, and morally responsible individuals and strives to teach holistically. Like Piaget, Steiner (creator of Waldorf), also divided child development into three stages, lasting around seven years each. Each stage employs appropriate learning strategies to suit the child where he or she is developmentally. Waldorf methods like to wait until a child is ready to start formal education. This means they let the child decide when to start formal education, instead of pushing them into this type of learning before they are ready. Waldorf education also focuses on cooperation over competition.

### *UNIT STUDY: Topical Approach*



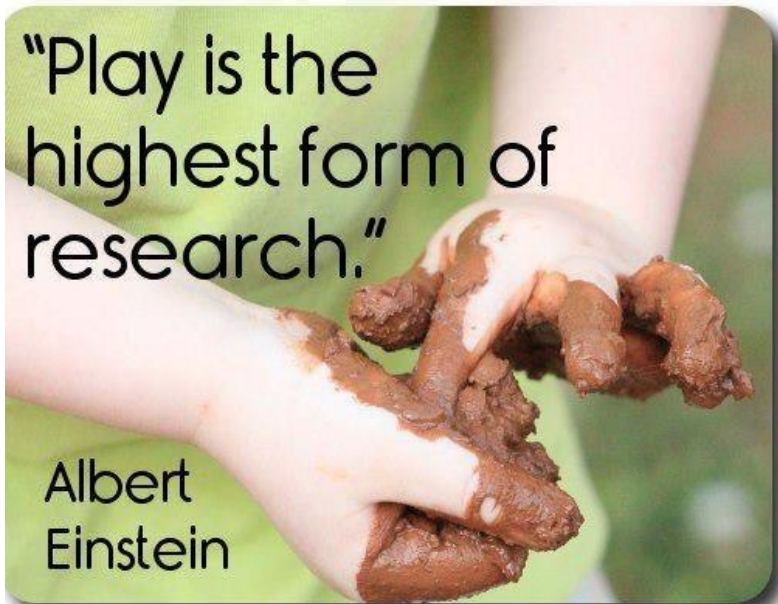
### *UNSCHOOLING: Child-Directed Approach*



### *WALDORF: Holistic Approach*



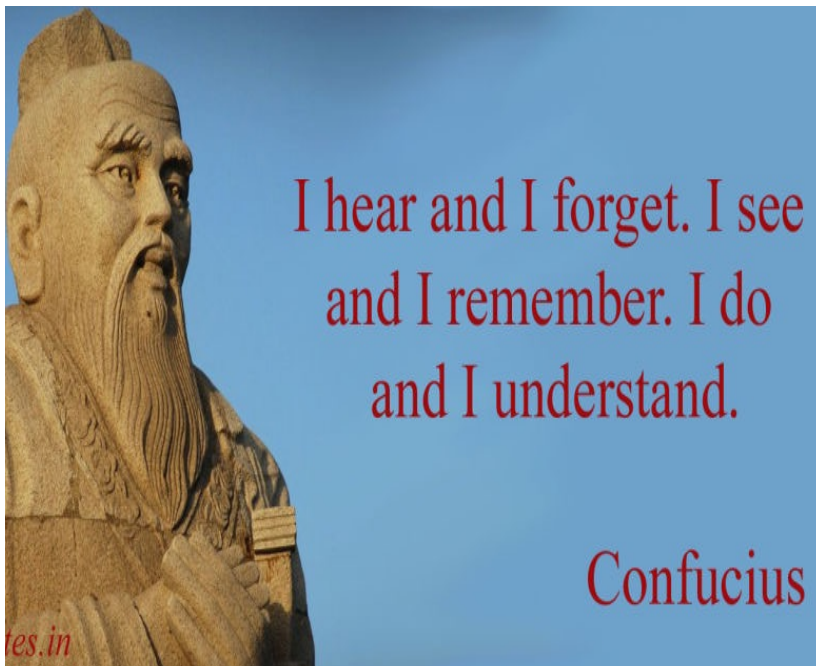
## METHODS



Learning the different aspects of this method will help you educate the whole child, and grow an independent, self learner. If you feel lead to use an interest-based, unit study and/or child-led approach to homeschooling, I recommend you incorporate the following components in your homeschool:

- ✂ Only use traditional textbooks, workbooks and/or curriculum when the child asks for them (or needs them for an internship, job, badge work, etc).
- ✂ Read aloud daily and provide lots of time for independent reading
- ✂ Go on lots of adventures to the library to find good literature to expand your child’s mind.
- ✂ Play lots and lots of games.
- ✂ Go on lots of field trips. Use family travels as part of your lessons.
- ✂ Incorporate narration and lots of discussions instead of comprehension worksheets.
- ✂ Write everyday with a purpose, invest in a journal, and incorporate a lot of opportunities for creative writing and storytelling
- ✂ Use dictation as part of your writing instruction.
- ✂ Find a mentor (or two) that can teach your child about topics he is passionate about.
- ✂ Go on nature walks, do nature studies, create nature journals and spend lots of time outside enjoying God’s creation. Use the world as your main science “curriculum.”
- ✂ Try to integrate as many subjects as possible in your unit of study, learn as much as you can as a family and incorporate multi-age activities with learning.

- ☞ Model a love of learning for your kids by reading right alongside them and always learn about new things.
- ☞ Engage in lots of discussions about life, ideas, topics, and interests. Teach your children how to express themselves politely, boldly and effectively.
- ☞ Look for opportunities to grow, learn, explore, and discuss new things throughout your day, even when (and especially when) the books are closed.
- ☞ Be intentional with “book and school work.” All work has meaning. You are either teaching a habit, exposing your child to something important or beautiful or exploring and learning something new. Worksheets have a purpose and are not given for sake of doing something.
- ☞ If drill is used, it is usually done through games, songs, movement, videos, etc.
- ☞ Assessment is usually done through discussions, narrations, and dictation.
- ☞ Life skills and handiwork are an integral part of daily lessons.
- ☞ If you are using a Unit or topical study, create a flexible “schedule” to do activities as a family. You do not have to do all subjects every day but each will find its way into your homeschooling each week, month and semester.
- ☞ If you are using an unschooling, child-directed approach, discover the best times and places your child likes to learn and incorporate those times and areas as much as you can.
- ☞ Be prepared to go on a journey **together** with your children!



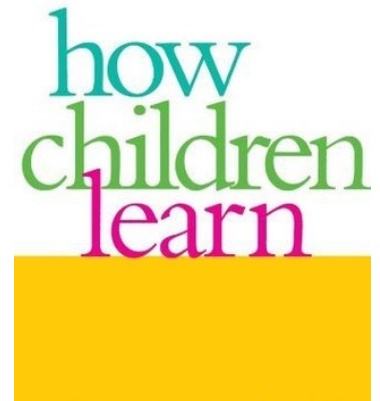
“Any child who can spend an hour or two a day, or more if he wants, with adults that he likes, who are interested in the world and like to talk about it, will on most days learn far more from their talk than he would learn in a week of school.”

~ John Holt

FACEBOOK.COM/THEUNSCHOOLBUS



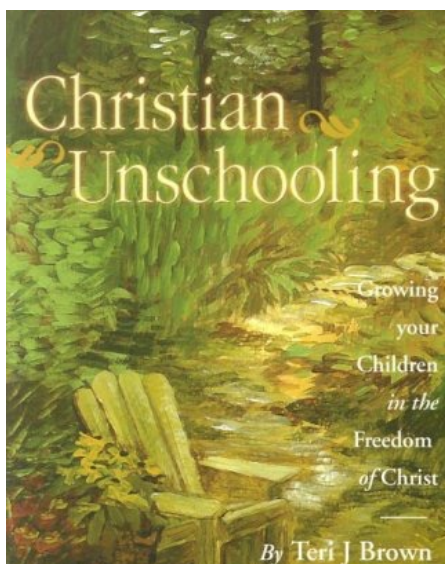
## RESOURCES TO READ

Using unit studies, unschooling, child-led, and Waldorf/Montessori style homeschooling is VERY different from the traditional form of schooling. If you were taught in the traditional school system and/or your child is coming home from years of traditional schooling, this interest-based approach will be very different yet very freeing. You may be new to this style of education but your homeschool assessment shows this is the type of education you gravitate towards, you feel more comfortable doing and you value in education. Do not feel you need to read all of these resources before beginning your new homeschooling journey. Remember as a life-long learner, you are also a student in your homeschooling adventure! I recommend you become acquainted with the following books, authors, websites and ideas as you walk this homeschooling journey (links provided in pdf file). Pick a few to read before you begin and then read a few new ones each year you homeschool for inspiration and for new ideas along the way.



- ☞ *The Successful Homeschool Family Handbook: A Creative and Stress-Free Approach to Homeschooling* by Dr. Raymond and Dorothy Moore
- ☞ *Better Late Than Early: A New Approach to Your Child's Education* by Dr. Raymond Moore and Dorothy Moore.
- ☞ *Christian Unschooling: Growing Your Children in the Freedom of Christ* by Teri Brown
- ☞ *Teaching Your Own: The John Holt Book of Homeschooling* by John Holt
- ☞ *How Children Learn: 50th Anniversary Edition (2017), How Children Fail (1995) and Learning All of the Time (1990)* by John Holt
- ☞ *The UnSchooling Handbook: How to Use the Whole World As Your Child's Classroom* by Mary Griffith
- ☞ *Sandra Dodd's Big Book of Unschooling* by Sandra Dodd

- ☞ *The Teenage Liberation Handbook: How to Quite School and Get a Real Life Education* by Grace Llewellyn
- ☞ *Homeschool Adventure: Learning Through the Power of Fieldtrips* by Melissa Calapp
- ☞ *Carschooling: 350 Entertaining Games and Activities to turn travel time into learning time* by Flynn Keith
- ☞ *Give you Child the World: Raising Globally Minded Kids One Book at a Time* by Jamie Martin
- ☞ *The Waldorf Homeschool Handbook* by Donna Ashton (Very secular but good if you want “how to’s for Waldorf at home)
- ☞ *Educating the Wholehearted Child* by Clay and Sally Clarkson
- ☞ *A Pocketful of Pinecones: A Nature Study with the Gentle Art of Learning* by Karen Andreola
- ☞ *Last Child in the Woods: Saving Our Children fro Nature-Deficit Disorder* by Richard Louv
- ☞ *Dumbing Us Down: The Hidden Curriculum of Compulsory Schooling* by John Taylor Gatto
- ☞ *Ten Ways to Destroy the Imagination of Your Child* by Anthony Esolen



# CURRICULUM CHOICES


This list is not exhaustive because an interest-based approach uses whatever resources that are needed to learn about an area of fascination. The internet will be your best friend if you want to use, design or purchase a topical unit study. Any thing can be used (including workbooks) when the child asks for it or you feel the child is ready for more in-depth instruction. Using this approach to learning, the family is encouraged to learn as many subjects as possible together as a family. The majority of choices below are designed to be used with multi-aged children. The two main subjects that are usually done at individual levels are mathematics and reading instruction. The ones listed use a conceptual and natural approach to learning mathematics and reading. Links to websites are included in pdf file if applicable.

## UNIT STUDIES:

- 📖 FUNdamentals Units: Integrated, Personalized and Custom-Made Units for any topic
- 📖 KONOS
- 📖 Five in A Row (FIAR), Before FIAR and Beyond FIAR
- 📖 Beautiful Feet
- 📖 My Father's World (Christian Worldview, intense, history-based but integrated for whole family)
- 📖 Sonlight (Christian Worldview, intense, literature-based but integrated for whole family)
- 📖 BookShark (secular worldview, intense, literature-based but integrated for whole family)
- 📖 Waldorf Homeschool Curriculum and supplies by Oak Meadow

## MONTHLY BOX SUBSRIPTIONS:

- 📖 Kiwi & Tinker Crates
- 📖 Little Global Citizens
- 📖 Spangler Science Club
- 📖 Top Secret Adventure Book Club
- 📖 Little Passports



## WORD OF CAUTION:

Do NOT spend a lot of money on curriculum especially when implementing an interest-based approach. This methodology and philosophy of home education requires little to no financial commitment.

With any new resource, first try to borrow someone else's or buy used before investing in new expensive curriculum.

Remember: What works great for your friend may not be best for your family.

- 🎧 [Finders Seekers Mysteries](#) (older)
- 🎧 [Sketch Box](#) (art)
- 🎧 [Bitsbot](#) (Coding)

## LANGUAGE ARTS:

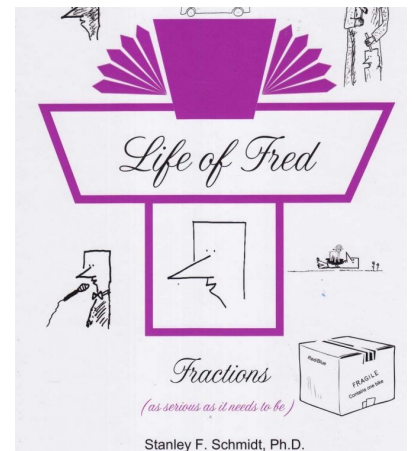
- 🎧 Word games, magnetic letters, foam letters, and letter puzzles for letter recognition and word building
- 🎧 Library card and lots of great books and internet access
- 🎧 [Primary Language Lessons](#) and [Intermediate Language Lessons](#) by Emma Serl
- 🎧 Personalized spelling lists created from misspelled words in child's own writing
- 🎧 [Phonics Pathways: Easy Reading and Perfect Spelling](#) by Dolores Hiskes
- 🎧 [Explode the Code: Essentials for Phonic Mastery](#)
- 🎧 [All About Reading](#) and All About Spelling curriculum (Phonics based)

## WRITING & GRAMMAR INSTRUCTION

- 🎧 Letter air writing, draw letters in sand or rice and trace letters
- 🎧 [Life of Fred Language Arts Series](#) by Stanley Schmidt
- 🎧 [Draw Write Now Series Vol 1- 8](#) by Marie Habitzel
- 🎧 School House Rock Grammar videos (all found on [youtube](#))
- 🎧 [Daily Grams](#) by Wanda Philips
- 🎧 [Mad Libs](#)

## MATH INSTRUCTION (Conceptual and Hands On)

- 🎧 [Math It: An Easy Way to Learn Math by Elmer Brood.](#)
- 🎧 [Math U See Curriculum](#) with DVD's and manipulatives
- 🎧 [Miquon Math](#) with workbooks and rods
- 🎧 [Life of Fred Math Series](#)
- 🎧 Legos, building blocks, puzzles and lots of manipulatives



## HISTORY, GEOGRAPHY & SOCIAL STUDIES INSTRUCTION

- 🎧 Library card and reading lists: Start anywhere in time and read your way around the world ([Carol Joy Seid Reading Lists](#), [Read Aloud Revival Reading Lists](#), [Simply Charlotte Reading Lists](#) or [contact Carrie](#) for her list of favorites)
- 🎧 [Draw and Write Through History Vol 1-6](#) by Carylee Gressman
- 🎧 Historical fieldtrips, Netflix Documentaries, movies and travel
- 🎧 Monthly box subscription (see above for list)
- 🎧 [California Out of the Box](#)
- 🎧 [Story of the World Vol 1, 2, 3 and 4](#) by Susan Wise Bauer



## SCIENCE INSTRUCTION

- 🎧 Library card and student's interests.
- 🎧 Grading and start with One Small Square Series by Donald Silver
- 🎧 Apologia Explore's Series
- 🎧 Christian Liberty Nature Readers Vol 1, 2, 3, 4 & 5 by Wendy Kramer
- 🎧 Yesterday's Classics (Eyes and No Eyes Series) by Arabela Buckley: *Insect's Life, Wildlife in the Woods and Fields, By Poind and River, and Plant Life in Field and Garden*
- 🎧 Scientific fieldtrips and Netflix documentaries
- 🎧 Nature Studies and Nature Journals (see below)



## NATURE STUDIES (alone or with other scientific studies)

- 🎧 Good quality notebook, journal, or sketch book and good quality colored pencils
- 🎧 Field Guides (Fandex Series, Waterford Press Laminated, or Audubon Field Guides)
- 🎧 Acorn Naturalist Online Store for ideas and supplies
- 🎧 Journaling A Year in Nature by Simply Charlotte Press
- 🎧 Keeping a Nature Journal: Discover a Whole New Way of Seeing the World Around You by Clare Walker Leslie (idea book not necessarily a "how to book")
- 🎧 Usborne Illustrated Encyclopedia: The Natural World by Lisa Watts

*\*\*Try not to purchase commercially made nature journals or coloring books. The idea is to let your child (and you) draw what they see. The drawings do not have to be perfect. However, your child's drawing ability (and yours) will improve each and every year.*


*"We can think of ourselves not as teachers but as gardeners. A gardener does not 'grow' flowers; he tries to give them what he thinks they need and they grow by themselves."*

*~ John Holt*



## ART AND MUSIC STUDIES

- 🎧 Library card
- 🎧 Come With Me Series by Gladys Blizzard
- 🎧 James Mayhew Katie Series by James Mayhew
- 🎧 Smart About Art Series by Jane O'Connor
- 🎧 Meet the Master's Art Homeschool Program
- 🎧 Visit Art Museums
- 🎧 Classics for Kids Website
- 🎧 Attend great musicals, symphonies, and operas
- 🎧 Art box subscriptions (see above for lists)



## HANDICRAFTS

Include in your weekly or monthly lessons opportunities to learn how to carve, wood work, sew, needlepoint, crochet, knit, cook, weld, garden, etc.

## GAMES

Playing games is one of the most important components of interest-directed homeschooling. More information is learned and retained (in less time) by playing games than by utilizing worksheets and textbooks. Visit FUNdamentals Games list on Amazon for recommendations of hours of fun and learning: <https://smile.amazon.com/hz/wishlist/lz/1279N3ZFISS9H>







# Unit Study Planner



UNIT STUDY NAME

--

BOOKS




BOOKS	✓

TOPICS TO COVER


HANDS-ON ACTIVITIES & GAMES


# Unit Study Planner



## ART PROJECTS



## VIDEOS OR DVD


## WRITING ASSIGNMENTS


## FIELD TRIPS


## OTHER


# Unit Study Planner



BIBLE VERSES	

TO DO	✓

SUPPLIES NEEDED	✓

NOTES