

Tea Time *Poetry*



www.coffeewithcarrie.org

Welcome



Pour yourself a cup of tea, put your feet up, and let's have a little poetry tea party. Let me tell you a little secret. My kids hated poetry. I almost gave up trying to include poetry into our homeschooling. Then one day my daughter (who like me loves tea parties), asked if we could have a tea party at lunch. Now, who am I to turn down a tea party invitation? So I made a few PB & J sandwiches, removed the crusts and cut them into triangles. Then with a few English muffins, I made a few mini pizzas with some left over marina sauce we had. I sprinkled some cheese on top and baked them in the toaster oven. Joe helped me make some chocolate milk, and we poured it into my mom's china cups. I remembered Francesca had written a few poems about manatees the day before so I told her to bring them to the party. Then, I lit a candle, we sat down, and started eating our yummy tea sandwiches. Francesca recited her manatee poems, and Joe made up a few "roses are red, your feet stink" poems. They were having so much fun, I ran to the bookshelf and pulled out my favorite Shel Silverstein poetry book, *Where the Side Walk Ends*. I told them I didn't want to be left out so I read my favorite poem, "Smart."

Viola! Just like that! A new homeschooling tradition was born: Poetry Tea Time! After that serendipitous afternoon, each month I tried to plan an afternoon poetry tea party. But any day is a perfect day for a poetry tea party! You only need three ingredients: tea, treats, and some poetry. Halting the chaos of the week or pausing the hustle and bustle of the day for a restorative cup of tea (or mug of hot chocolate, cup of hot cider, or glass of lemonade) can create a perfect place for fun with rhymes, riddles, sonnets, and limericks. Pick a few flowers and put them in a vase. Play some classical music in the background. Light a candle. Pour a little tea in a china cup and read some of your favorite poetry. Better yet, have your children share original poems they have composed or recite poetry they have memorized. That's it! It can be a fancy high tea with china, cucumber sandwiches, and Shakespearean sonnets, a Japanese tea with sushi, mochi, and haiku poems, or a backyard tea with ants on a log celery stick, lemonade, and Shel Silverstein poems.

I compiled for you monthly poetry tea party ideas that are easy to plan (or can be done spontaneously). Each Tea Party Plan includes a theme, a recipe (or two), a few poetry book recommendations, a poetry template to create original poems, a game or fun poetry activity, and a bible verse or poet quote for copy work or inspiration. For more ideas on how to start your own Poetry Tea Time Party, listen to Coffee With Carrie Homeschool Podcast [Episode #93, "Poetry Tea Time"](#).

May the Lord bless your tea time for His glory,

— Carrie —
DE FRANCISCO





Under the Sea Tea

May

By the Sea Side

*When I was down beside the sea a wooden spade they gave to me
To dig the sandy shore.*

*My holes were empty like a cup. In every hole the sea came up
Till it could come no more.*

~Robert Louis Stevenson

Get ready for summer. This month's theme is Under the Sea Tea Time. Celebrate the beauty of the ocean and all that lives in it. Come to the tea party wearing your bathing suit. Play in the hose after you eat. Lie down on beach towels. Read ocean poems. Recite beach poems. Create poems about summertime. Let the sea casts its spell on you.

Poetry Book Recommendations

- **20 Beautiful Ocean Poems for Children: Poetry Combined With Fantastic Watercolor Illustrations** by Mallory Webb_
- **A Child's Garden of Verses** by Robert Louis Stevenson & Tasha Tudor (Illustrator)
- **Here's to the Summer!: A poem** by Teresa Price

Poetry Activity

Lucky Dip Poetry Recital

1. Pick a poem to use such as the "By the Sea Side" by Stevenson.
2. Print each line on a separate slip of paper. Fold and place in your "Lucky Dip" basket.
3. Next write each player's name on a slip of paper (or index card) . Fold and place names in a different basket.
4. Take turns picking one line from the "Lucky Dip" basket and one player from the name basket. The selected player reads with emotion the line of poetry selected.
5. After all of the slips have been picked and read, players recite the poem in order, each player reciting their selected line of the poem.



www.coffeewithcarrie.org





Sand Yogurt Parfaits

Crumbly and creamy sand pudding cups are a tasty beach inspired treat. Enjoy a quick and easy sandy escape perfect for an afternoon tea!!

INGREDIENTS:

- favorite yogurt (or vanilla pudding)
- bag of golden Oreos, graham crackers, or nilla wafers- crushed until it resembles sand
- plastic cup or small glass drinking glass
- Paper drink umbrella for garnish



DIRECTIONS

- On the bottom of the cup, spoon a generous layer of "sand" (crushed cookies).
- Next, add a layer of your favorite yogurt.
- Continue adding layers, alternating "sand" and yogurt, until the cup is full.
- For fun, add a paper umbrella for garnish.

Tuna Salad Sandwiches

INGREDIENTS:

- 1 can of tuna
- 1/4 cup of mayo
- dijon mustard to taste
- 1 stalk of celery and heart of celery- chopped
- 1/2 apple- chopped
- 1/4 cup of sweet relish or green olives

DIRECTIONS:

1. Mix all of the ingredients together.
2. Spread evenly on piece of bread. Add second piece of bread on top.
3. Remove crusts and cut into squares.





Under the Sea Tea

May

Compose Diamante Poems

Learn or review the eight parts of speech as you create poems about summer, the beach, and all things under the sea. The visual structure of a Diamante poem is the shape of diamond.

Seal Beach

Proper Noun (Name or Topic)

Sandy

Adjective describing subject

Sunny

Adjective describing subject

Surfing

Verb related to the subject

and

Conjunction

Swimming

Verb related to the subject

By the pier

Prepositional Phrase relating to the subject

Sunny

Adjective describing topic

but

Conjunction

Breezy

Adjective describing topic

Slowly

Adverb (-ly word)

collecting sea shells


Verb

Paradise


Common Noun
(Synonym for the topic)



Diamante Poems



Proper Noun (Name or Topic)



Adjective describing subject




Adjective describing subject




Verb related to the subject




Conjunction




Verb related to the subject




Prepositional Phrase relating to the subject



Adjective describing topic




Conjunction




Adjective describing topic



Adverb (-ly word)



Verb



Common Noun
(Synonym for the topic)








Recommendations

You do not need any particular books on hand to have a poetry tea party! However, if you do have some extra funds in your budget and some extra space on your book shelves, I highly recommend having these items in your home.

- **A Year of Poetry Tea Time: The Essential Guide to Everything Poetry and Tea** by Christine Lynn Owens
- **Poems to Learn by Heart** by Caroline Kennedy
- **The Random House Book of Poetry for Children** by Jack Prelutsky



Tea Party Hacks

You can turn any lunch or backyard picnic into a tea party!

- Cut the crust off of any ordinary sandwich and slice it into triangles or rectangles.
- Use a cookie cutter to turn sliced fruit into fancy shapes.
- Coat grapes or blueberries with sugar or dip strawberries or bananas into melted chocolate.
- Pour any of your favorite drinks (lemonade, chocolate milk, iced tea, apple cider, etc) into tea cups.
- Add classical music in the background, a table cloth, and a lighted candle to elevate your lunch time.



www.coffeewithcarrie.org

