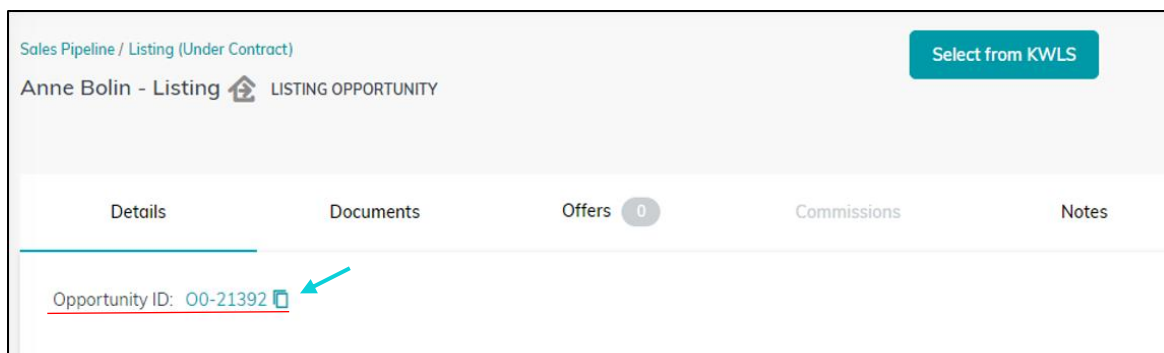


How to ask about your DA

Method 1 - Searching by Opportunity ID:

The best way for us to find your transaction in Command is for you to provide us with its Opportunity ID

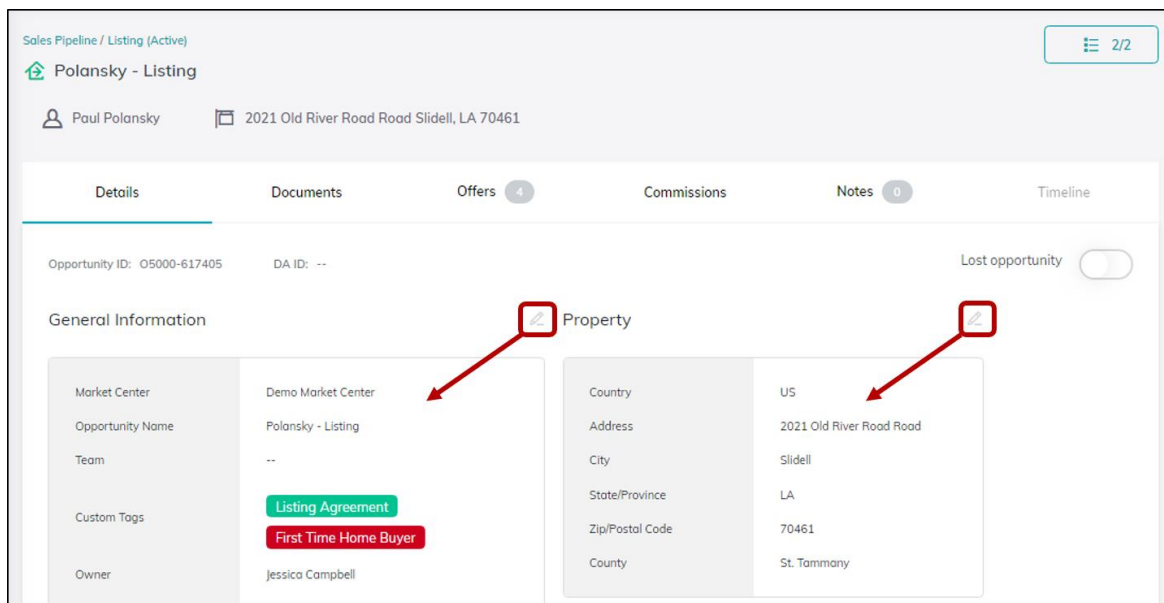
Inside the opportunity details tab at the top left you'll find this ID:



Method 2 - Searching by Property Address:


The second best way for us to find your transaction in Command is to provide us with the property address

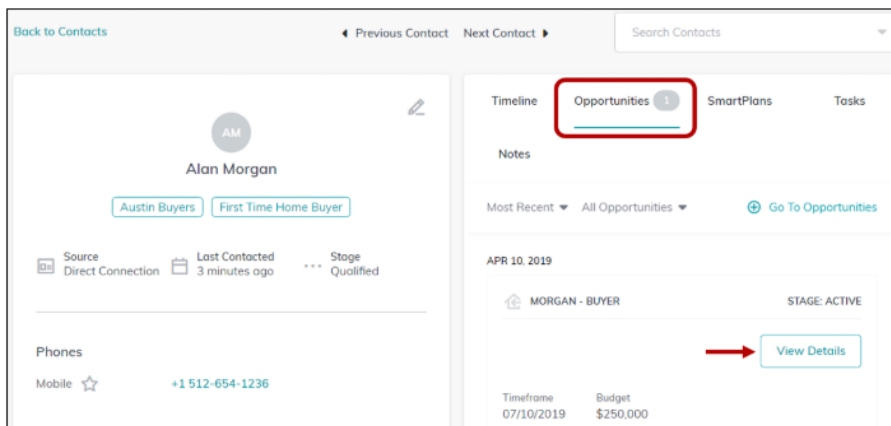
Inside the opportunity details tab at the top right you can enter the address so we can find it:



How to find opportunities using Command


Access Opportunities Through Contacts

1. The first is on the details page of the contact you created. Click the **Contacts icon**, , on the left sidebar, to access your contact list.
2. Click the **name of the contact** you want to manage.
3. You will find the Opportunities tab at the top right of the page.



4. Click **View Details**, on an Opportunity in this list, if you want to access the Opportunity details.

Access Opportunities Through the Opportunities Applet

1. The second is within Opportunities. Click the **Opportunities icon**, , on the left sidebar.
2. **Click in any phase** to see your Opportunities and the stage they are in.

