



Republic of the Philippines  
**Department of Education**  
National Capital Region  
Schools Division Office – Muntinlupa City

---

**SPECIAL PROGRAM FOR TECHNICAL EDUCATION (SPTVE)**  
**BEAUTY CARE 8 Quarter 3 Week 8**

I. Topic: PERFORM HAND SPA / MOISTURIZING PARAFFIN TREATMENT

II. Objectives: 1. Check the clients hands.  
2. Prepare the ingredients, tools and materials.  
3. Apply hand spa procedure.

III. Brief Introduction of the Lesson

This lesson covers the procedure in applying hands spa, identifying and using of tools supplies and materials properly, applying hands spa, determining appropriate temperature and observing of safety precautions.

HAND SPA- beauty care service using natural oils, vitamins and minerals having curative effect to the body.

PARAFFIN- a waxy substance used especially for making candles.

SPA- is a health and fitness facility offered by a salon

CLIENTS- the one who must receives extra care, concern and satisfactorily meet all her needs when visiting a salon.

LET US REMEMBER THAT:

- Client care is the utmost priority of any salon. Allow time for client consultation before any beauty care services begins.
- Analysis of the client's hand condition will help you determine the cosmetics and / or services that should or should not be applied.
- Maintain good personal and general hygiene. Wash your hands regularly and clean implements .

IV. Activities:

Activity 1

Direction: In the box below , draw the different materials and tools needed in a paraffin wax treatment and label it.





--	--	--	--	--

## Activity2

Direction: Prepare the following:

- 4 cups grated paraffin wax or white candle wax
- ¼ cup olive oil or any baby oil
- Plastic wrap
- Moisturizer/ hand cream/ lotion
- Frying pan /stove










PROCEDURE:

1. Melt the oil and wax together in a frying pan. Pour the mixture into a container big enough to dip your hands in.
2. Cool the wax mixture until comfortably warm. You may dip a stick in and let a drop fall on your skin to test if the temperature is tolerable
3. Massage your hands with moisturizer/ hand cream or lotion.
4. Dip your hands in the mixture. Then wrap each hand with plastic wrap and let it set for 20 minutes.
5. Remove the wrap and peel off the wax.

### Activity 3

Direction:

LET US APPLY WHAT YOU HAVE LEARNED in MOISTURIZING PARRAFIN TREATMENT

CRITERIA	SCORE
1. Have demonstrated the procedure excellently	    
2. Have demonstrated the procedure very satisfactorily	   



**Republic of the Philippines**  
**Department of Education**  
National Capital Region  
Schools Division Office – Muntinlupa City

3. Have demonstrated the procedure satisfactorily	😊😊😊
4. Have demonstrated the procedure fairly	😊😊
5. Have demonstrated the procedure poorly	😊

v. Assessment:

Direction: Multiple choice. Read the question carefully. Encircle the letter of the best answer.

1. A health and fitness facility offered by a salon is:  
A. Client C. Paraffin  
B. Hand spa D. Spa
2. Beauty care services using natural oils, vitamins and minerals having curative effect to the body is called  
A. Client C. Paraffin  
B. Hand spa D. Spa
3. What do you call a waxy substance used especially for making candles  
A. Client C. Paraffin  
B. Hand spa D. Spa
4. Anyone who visits a salon and given an extra care and must satisfactorily meet their needs are called  
A. Client C. Paraffin  
B. Hand spa D. Spa
5. A beauty care service where curative mineral is present for personal beautification is called  
A. Client C. Paraffin  
B. Hand spa D. Spa

VI. Reflection:

Direction: In not more than 5 sentences, explain why hand spa are beneficial to the body. Write your answer on the blank provided below.





Republic of the Philippines  
**Department of Education**  
National Capital Region  
Schools Division Office – Muntinlupa City

---

References:

1. Final Learning Module Beauty Care  
<https://www.scribd.com/documents/348226802/Final-LM-in-Beauty-Care-pdf>
2. K to 12 basic Education Curriculum Technology and Livelihood Education
3. Franco, Sylvia & Adella M. Moore M.A. The world of Cosmetology,  
New York; McGraw Hill Book CO., 1980
4. Kibbee. Standard Textbook in Cosmetology. USA-Milady

KEY TO CORRECTION:

1. D
2. B
3. C
4. A
5. B

Writer: \_\_JACQUELYN F. RUIZ

Validator/s: Maria Teresa C Resos

