



Republic of the Philippines  
**Department of Education**  
National Capital Region  
Schools Division Office – Muntinlupa City

---

**SPECIAL PROGRAM FOR TECHNICAL VOCATIONAL EDUCATION (SPTVE)  
COSMETOLOGY (HAIRDRESSING) 10 Quarter 3 Week2**

I. **Topic:** Assessing Client's Needs

II. **Objectives:** 1. Analyse the condition of hair;  
2. Differentiate the types of hair; and  
3. Follow health and safety precautions in haircutting.

III. **Brief Introduction of the Lesson**

This lesson deals on how to analyze the hair and scalp condition and the safety precautions to consider in haircutting services. In selecting the proper hair style, the hairdresser should take into consideration the condition of the patron's hair.

**The quality and quantity of hair:**

- Shiny, healthy hair is essential for good styling. Hair that is in poor condition and poorly textured never looks good and will not style well.
- Thin hair is difficult to manage and requires attention. Hair styles which make it appear thicker and fuller are usually best. ☐
- Very curly hair requires frequent combing. As it is combed the true length becomes apparent.
- Straight hair, particularly if it is fine textured can be difficult to cut.
- Very fine, thin hair when wet loses its shape. Use setting aids, so hair thicken and practice styles.

**Hair position, proportion and form**

- The outline formed by hair in relation to facial shape contributes to the overall effect.
- Consider the direction and distributions of the hair – its cowlicks, widow's peaks, hair streams, hair whorls and double crowns. Make allowances for these when cutting particularly when designing the style.
- It is important that you maintain balance between hair and face to achieve a suitable distribution and shape.
- The way the hair falls or moves is best seen when the hair is wet. Styling can disguise the form of the hair and its natural position.
- A hairstyle that follows the natural fall and growth retain its shape longer.
- Cutting nape whorl too short produces difficulties; the hair may stick out in all directions.

**Fine hair**

Fine hair like silk is delicate and responds to products more quickly than other textures. It hangs flat and lies close to the head, looking thin despite the thickness. Try shorter and blunt cuts to add fullness. Layers can make thin hair look thinner; you may use gel to add volume at the roots.

**Coarse hair**

Coarse hair is like linen, each strand is strong and thick. It appears wiry in humid conditions and looks dull even after washing.





Republic of the Philippines  
**Department of Education**  
National Capital Region  
Schools Division Office – Muntinlupa City

---

**Health and Safety Precautions**

- Analyze the hair scalp thoroughly; signs of disease indicate that you should not proceed with cutting of the hair.
- Make sure that all sharp tools are covered when they are not in use.
- Allowing loose cut hair gathered is unsanitary.
- Use only tools that are sharp, to prevent hair breakage.
- Clean tools after use and store them in a dry safe place.
- Do not place sharp tools in your pockets for this is dangerous, You might cut your hands.


**Let us Remember**

- Examine your patron’s hair to determine its type, texture and condition and other factors that may affect the services requested.
- Thin hair is difficult to manage and it requires careful attention.
- Clean tools after use and store them in a safe place.


**IV. Activities:**

**Activity 1**

**Draw or paste picture of layered and blunt haircut in a box provided.**



**LAYERED HAIRCUT**



**BLUNT/STRAIGHT HAIRCUT**







Republic of the Philippines  
**Department of Education**  
National Capital Region  
Schools Division Office – Muntinlupa City

---

**VI. Reflection:**

If you were to choose the type of hair you want, what type of hair will you prefer to choose based on our lesson and why?


---

---

**References:**

Competency - Based Learning Material in Hairdressing (Fourth Year) May 2010  
Department of Education Public Technical Vocational High School

**Key to Correction:**



**Writer:** Maria Cristina F. Fabregas

**Validator/s:** Maria Teresa c. Resos



Centennial Ave., Brgy. Tunasan, Muntinlupa City  
Telephone No: 805-9935 / 805-9938  
www.depedmuntinlupa.iedu.ph; sdo.muntinlupa@gmail.com

