



Republic of the Philippines
Department of Education
National Capital Region
Schools Division Office – Muntinlupa City

SPECIAL PROGRAM IN TECHNICAL VOCATIONAL EDUCATION (SPTVE)
DRESSMAKING 10
Q-3-Week-2

- I. Topic: **Kinds of Seam Finishes**
- II. Objectives:
1. identify the kinds of seam finishes.
 2. determine the seam finishes appropriate for men's casual apparel.
 3. value the importance of applying seam finishes in men's casual apparel.

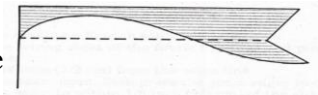
III. Brief Introduction of the Lesson

Seam finishes help in the overall workmanship of the garment. However, fabrics that do not ravel need not be finished. With fabrics that are firmly woven, pinking is enough for finishing. In cases of loosely woven fabrics like cotton silk, polyester, and gabardine stronger finishing is necessary.

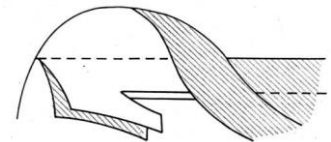
Kinds of Seam Finishes

The following seam finishes are commonly used in tailoring:

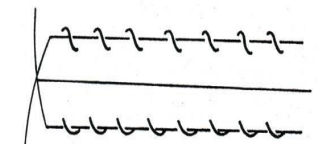
Plain seam. This seam is often used for dresses, collars, linings, blouses, and skirts made from fabric that does not ravel. The two edges of the fabric are simply pinned or basted together and stitched.



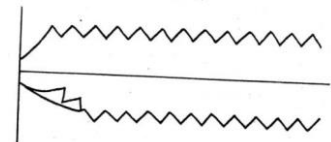
French Seam. This is used on fabrics on which seam edges would show unattractively. This seam is a seam within a seam.



Overcasted Open Seam. To prevent raveling in dress fabrics such as rayon and silk, the seam should be overcast either with both edges together or separately.



Zigzag open seam. When only a zigzagger is available, this seam finish for the open seam is used. However, edges are over-edged when there is an over the edging machine.



Lapped Seam. This is made on the right side and is excellent for joining yokes when the stitching is used as a decorative finish.

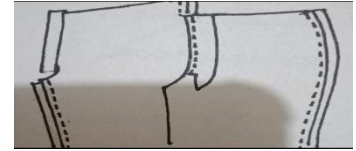


Fig. 3. Lapped seam

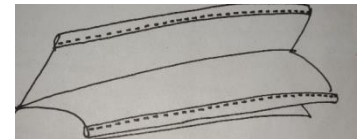


Republic of the Philippines
Department of Education
National Capital Region
Schools Division Office – Muntinlupa City

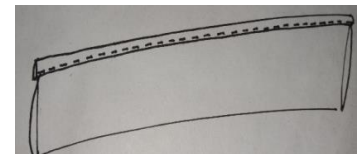
Graded – edges are cut where one is longer and the other one is smaller. This is applicable to heavy fabrics.



Open and bound – both edges are covered with fabric and are machine stitched.



Closed and Bound – both edges are together and covered with a pure fabric and is machine stitch.

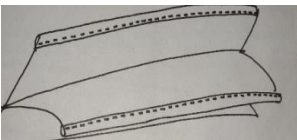
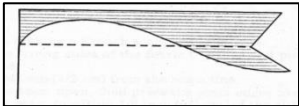
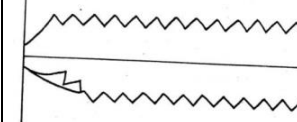

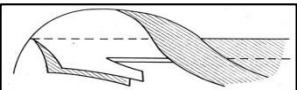
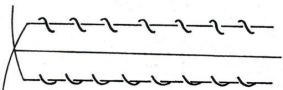
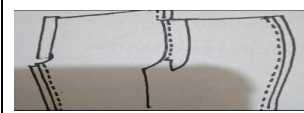
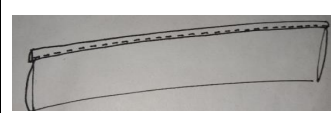


IV. Activities:

Directions: Answer all the activities on a separate sheet of paper.

Activity 1

Directions. Identify the kinds of seam finishes below and describes the uses in sewing men's casual apparel.

 Seam: _____ Uses: _____ _____	 Seam: _____ Uses: _____ _____	 Seam: _____ Uses: _____ _____	 Seam: _____ Uses: _____ _____
 Seam: _____ Uses: _____ _____	 Seam: _____ Uses: _____ _____	 Seam: _____ Uses: _____ _____	 Seam: _____ Uses: _____ _____



Republic of the Philippines
Department of Education
National Capital Region
Schools Division Office – Muntinlupa City

Activity 2

Directions: Cut 4" x 5" size of fabric (any kind of fabric) and Sew different sew the kinds of seam Finishes.

- a. French Seam
- b. Overcasted Open Seam
- c. Open and bound
- d. Closed and Bound

Materials needed:

4" x 5" fabric
Shears
Thread
Needle

Rubrics for Rating

Items to be Evaluated	RATING	POINTS
1. French Seam		
2. Overcast Open Seam		BEST (5 pts) - seam is done correctly. Stitches are correct length and width apart. Well secured.
3. Open and bound		ALMOST THERE (4 points) - seam is done correctly. Stitches are correct length and width apart. Not well secured.
4. Closed and Bound		Needs Improvement (2 points) - seam not done correctly. Stitches are the uneven length and uneven width apart. Not well secured.
TOTAL SCORE		





Republic of the Philippines
Department of Education
National Capital Region
Schools Division Office – Muntinlupa City

Activity 3

Directions: True or False: Write **T** if the statement is true and **F** if not.

1. Plain seam is best for raveling fabric.
2. Zigzag open seam can be done without a sewing machine.
3. Lapped seam is made on the wrong side of the fabric.
4. Graded seam is applicable for heavy fabric.
5. Close and open bound seam the edges are both covered with fabric.

V. Assessment:

Directions: Write the letter of the correct answer on a separate sheet of paper.

1. Which of the following type of seam finishes applied for heavy fabric?
A. Lapped B. Graded C. Open and Bound D. Zigzag open seam
2. A seam within a seam.
A. French seam B. Lapped seam C. Plain seam D. Zigzag seam
3. This is done by which both edges are covered with fabric to finish the edge.
A. Lapped B. Graded C. Open and Bound D. Zigzag open seam
4. The stitching that joins two or more pieces of fabric to form a garment is _____.
A. hem B. seam C. seam allowance D. hem allowance
5. A type of seam finish used for non-fray able fabrics like wool, silk, velvet, etc.
A. Pinked seam B. Overcasting C. Over edged seam D. zigzag open seam

VI. Reflection:

Directions: Answer the following questions briefly on a separate sheet of paper.

1. What are the different types of seam finishes?
2. Why seam finishes important?

References:

Hilario, Carmelita B. (2008). Clothing and Technology Made Easy. Revised Edition. Quad Alpha Centrum Bldg. Mandaluyong City: National Book Store.

Competency-Based Learning Material in Fourth Year Garments NC II
Department of Education

Effective Technology and Home Economics IV, Cruz, Julia, Duran, Gloria, Philippine Copyright 1998, Adrian Publishing Co. Inc. pages 265 – 267

Writer: Hermie A. Gregorio

Validator: Leonaida L. Gutierrez



11th Ave., Brgy. Tunasan, Muntinlupa City

Telephone No: 805-9935 / 805-9938

www.depedmuntinlupa.iedu.ph; sdo.muntinlupa@gmail.com

