



Republic of the Philippines
Department of Education
National Capital Region
Schools Division Office – Muntinlupa City

SPECIAL PROGRAM IN TECHNICAL VOCATIONAL EDUCATION (SPTVE)
DRESSMAKING 9
Q3-Week-4

I. Topic: **Kinds of Seams**

II. Objectives:

1. identify the kinds of seam finishes.
2. select the seam appropriate for ladies' casual apparel.
3. value the importance of applying seam in ladies' casual apparel.

III. Brief Introduction of the Lesson

Seams are used to attach two separate parts of the garment. The edges of the seams should not be finished so that they will not ravel. Seams should be strong, flat, and inconspicuous. They should have a uniform width. They are usually made on the wrong side of the dress. Seam edges are finished by using one of the following seams finishes.

Kinds of Seam Finishes

The following seam finishes are commonly used in tailoring:

Plain seam. This seam is often used for dresses, collars, linings, blouses, and skirts made from fabric that does not ravel. The two edges of the fabric are simply pinned or basted together and stitched.

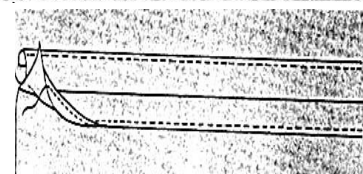
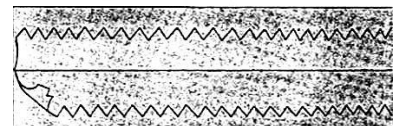
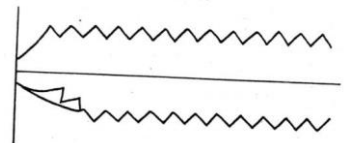
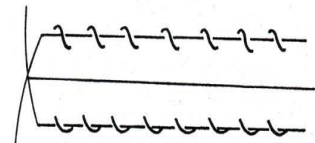
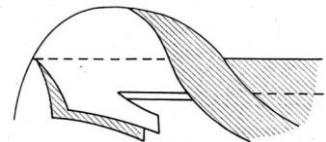
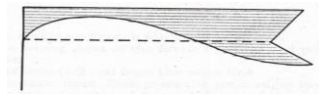
French Seam. This is used on fabrics on which seam edges would show unattractively. This seam is a seam within a seam.

Over casted Open Seam. To prevent ravelling in dress fabrics such as rayon and silk, the seam should be overcast either with both edges together and separately.

Zigzag open seam. When only a zigzagger is available, this seam finish for the open seam is used. However, edges are over-edged when there is an over the edging machine.

Pinked finish. Use pinking shears on the seam's edges. This gives a neat finish, but it should be used only on firm, closely woven fabrics which are not transparent.

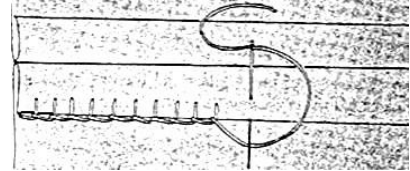
Edge turned and stitched seam. This is heavier finish than overcasting and pinking seam finishes. This finish is suitable for lightweight fabrics. To make this finish, trim the seams and turn under raw edges. Machine stitch or make running stitches on the edges.





Republic of the Philippines
Department of Education
National Capital Region
Schools Division Office – Muntinlupa City

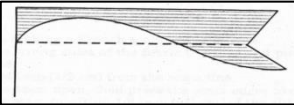
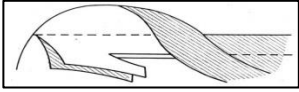
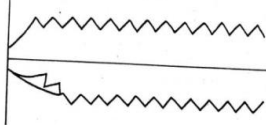

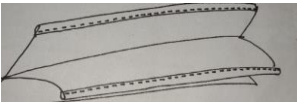
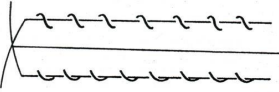
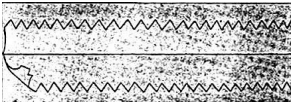
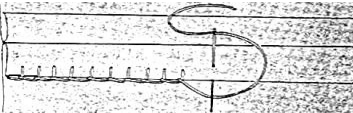
Blanket stitch finish. This can be used instead of overcasting. The blanket stitch the finish is more attractive and more suitable to loosely woven fabrics.



IV. Activities:

Activity 1

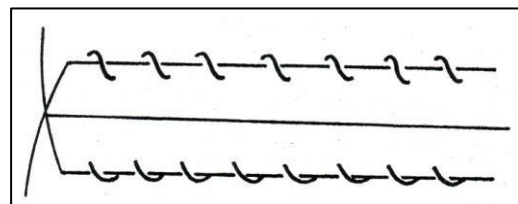
Directions. Identify the kinds of seam finishes below and describe the uses in sewing ladies' casual apparel.

 Seam: _____ Uses: _____ _____	 Seam: _____ Uses: _____ _____	 Seam: _____ Uses: _____ _____	 Seam: _____ Uses: _____ _____
 Seam: _____ Uses: _____ _____	 Seam: _____ Uses: _____ _____	 Seam: _____ Uses: _____ _____	 Seam: _____ Uses: _____ _____

Activity 2

Directions: Cut 4" x 5" size of fabric (any kind of fabric) and Sew different sew the kinds of seam Finishes.

- Plain Seam
- Over casted Open Seam
- Blanket Stitch Finish
- Pinked Seam

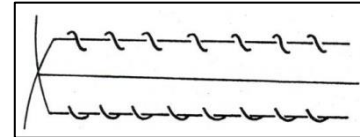




Republic of the Philippines
Department of Education
National Capital Region
Schools Division Office – Muntinlupa City

Materials needed:

4" x 5" fabric
Shears
Thread
Needle



Rubrics for Rating

Items to be Evaluated	RATING	POINTS
1. Plain Seam		BEST (5 pts) - seam is done correctly. Stitches are correct length and width apart. Well secured.
2. Overcast Open Seam		
3. Blanket Stitch		ALMOST THERE (4 points) - seam is done correctly. Stitches are correct length and width apart. Not well secured.
4. Pinked Seam		Needs Improvement (2 points) - seam not done correctly. Stitches are the uneven length and uneven width apart. Not well secured.
TOTAL SCORE		

Activity 3

Directions: True or False: Write **T** if the statement is true and **F** if the statement is wrong.

1. Plain seam is best for travelling fabric.
2. Zigzag open seam can be done without a sewing machine.
3. Pinked seam is done with the use of shears.
4. The blanket stitch finish is more attractive and more suitable to loosely woven fabrics.
5. Edge turned and the stitched seam is a heavier finish than overcasting and pinking seam.

V. Assessment:

Directions: Write the letter of the correct answer on a separate sheet of paper.

1. Which of the following seam a substitute for an over-casting seam?
A. pinked
C. open and bound





Republic of the Philippines
Department of Education
National Capital Region
Schools Division Office – Muntinlupa City

- B. plain Seam
2. A seam within a seam.
A. French seam
B. plain seam
D. zigzag open seam
C. lapped seam
D. zigzag seam
3. This seam is heavier than overcasting seam and pinked seam.
A. lapped
B. open and bound
B. edge turned
D. zigzag open seam
4. The stitching that joins two or more pieces of fabric to form a garment is_____.
A. hem B. seam C. seam allowance D. hem allowance
6. A type of seam finish used for non-fray able fabrics like wool, silk, velvet, etc.
A. pinked seam
B. over edged seam
C. overcasting
D. zigzag open seam

VI. Reflection:

Directions: Answer the following questions briefly on a separate sheet of paper.

1. What are the different types of seam finishes?
2. Why seam finishes important?

References:

Hilario, Carmelita B. (2008). Clothing and Technology Made Easy. Revised Edition. Quad Alpha Centrum Bldg. Mandaluyong City: National Book Store.

Competency-Based Learning Material in Third Year Garments NC II
Department of Education

Effective Technology and Home Economics IV, Cruz, Julia, Duran, Gloria, Philippine Copyright 1998, Adrian Publishing Co. Inc. pages 265 – 267

Writer: Hermie A. Gregorio
Validator: leonaida L. Gutierrez

