

Republic of the Philippines
 Department of Education
NATIONAL CAPITAL REGION
 Misamis Street, Bago-Bantay, Quezon City

UNIFIED SUPPLEMENTARY LEARNING MATERIALS (USLeM)

**Determining the Relevance and the Truthfulness of the
 Ideas Presented in the Material Viewed
 Third Quarter - Week 2
 (Main and Supporting Ideas)**



ENGLISH

Development & Editorial Team

Writer:	Elizabeth S. Cuizon
Illustrator:	Jeremie Axl B. Fabellano
Content Editors:	Jay Boy E. Evano, Dr. Ma. Carmen D. Solayao
Language Editors:	Jay Boy E. Evano, Olga M. Tabangcay
Management Team:	Dr. Malcom S. Garma, Regional Director - NCR Dr. Sheryll T. Gayola, SDS SDO-Marikina City Dr. Genia V. Santos, CLMD Chief - NCR Dr. Elisa O. Cerveza, CID Chief SDO-Marikina City <u>Regional EPS, Subject Area</u> Dennis M. Mendoza, LR EPS - NCR <u>SDO EPS, Dr. Ma. Carmen D. Solayao</u> Ivy Coney A. Gamatero, LR EPS SDO-Marikina City Nancy C. Mabunga, Librarian - NCR Menere R. Nasiad, PDO SDO-Marikina City Catherine C. Paningbatan, Librarian SDO-Marikina City

UNIFIED SUPPLEMENTARY LEARNING MATERIALS

Grade 9 ENGLISH

Expectations

This module aims to enable you to **determine the relevance and truthfulness of the ideas presented in a viewing material** through analyzing its content and feature.

Specifically, it will help you:

1. identify the major ideas presented in a viewing material, and
2. identify details that support each major idea.

Pre-Test

I. Directions: Write the letter that corresponds to the term described in each number.

- | | | |
|-----------------------|-----------------------|--------------|
| A. main idea | B. supporting details | C. paragraph |
| D. implicit main idea | E. explicit main idea | F. topic |

- _____ 1. It is implied and is not directly stated in the text.
- _____ 2. It is directly stated either in the beginning, middle, or end of the text.
- _____ 3. It can be spotted by looking for a word or two that repeat and stated in a few words.
- _____ 4. Facts, statements, examples that help us understand the main idea fully.
- _____ 5. They clarify, illuminate, explain, describe, expand and illustrate the main idea.

II. Directions: Read the paragraph, then answer the questions that follow.

Paving our Way for Continuity of Learning

By Elizabeth S. Cuizon

(A) The COVID-19 pandemic has drastically changed our education system over the past months. **(B)** Despite this, the Department of Education has been adamant about delivering quality education for all learners. **(C)** Teachers have undergone various training and webinars to be equipped for the new normal. **(D)** Likewise, parents have been informed of essential information about the distance learning delivery modalities. **(E)** Modules and other supplementary learning materials have been produced. **(F)** All of these have helped ensure school readiness for the new normal in education.

6. What is the main topic of the paragraph?

A. education	C. pandemic
B. learners	D. teachers

UNIFIED SUPPLEMENTARY LEARNING MATERIALS

Grade 9 ENGLISH


7. What is the main idea presented in the paragraph?
- A. Preparations have been made before the school year began.
 - B. The COVID-19 pandemic has drastically changed our education system.
 - C. Teachers have undergone various training and webinars to be equipped for the new normal in education.
 - D. The Department of Education has been adamant about continuing to deliver quality education for all learners.

8-10. Identify three (3) sentences from the paragraph that support the main idea. Write the letter that corresponds to your chosen sentences.


8. Sentence _____ 9. Sentence _____ 10. Sentence _____

Looking Back


Directions: Tell whether each illustration shows **BIAS** or **PREJUDICE**.




1. _____



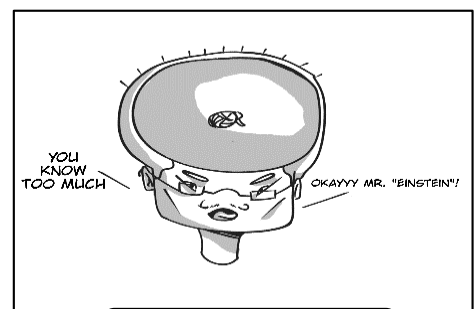
2. _____



3. _____



4. _____



5. _____

Digital illustrations created by Jeremie Axl B. Fabellano

UNIFIED SUPPLEMENTARY LEARNING MATERIALS

Grade 9 ENGLISH

Brief Introduction

In contemporary times, many get the information they need from viewing materials, like news programs, educational videos, among others. With the vast, often conflicting, amount of information offered by these materials, people must know how to evaluate them to avoid misinformation.

Evaluation is a skill founded on one's capacity to understand the content. Before we can form a judgment about the quality and value of the material, we must have a solid grasp of what it conveys. Here are the steps on how you can get a sense of the materials you view.

- **FIRST**, identify the topic – the subject of the material. Your strategy for topic identification is to ask yourself the question, "What is this about?" Sometimes, you can spot the topic by looking for a word or two that repeat. Usually, you can state it in a few words.
- **SECOND**, look for the main idea. Stated at the beginning, in the middle, or at the end, it is the essential piece of information the author wants you to know. It is either explicit (directly stated) or implicit (indirectly stated).
- **THIRD**, find the supporting details. They are facts, statements, and examples-specifics that clarify, illuminate, explain, describe, expand and illustrate the main idea.
- The process of determining supporting details is as follows:
 1. Decide which details help to further the storyline.
 2. Decide which details help you to understand the main idea.
 3. Answer question raised by the main idea (who, what, when, why, or how).

ILLUSTRATION OF PRACTICE:

Let us consider the paragraph below.

*The movie **Outbreak** was an epic, semi-realistic film in 1995. It is about a small, quarantined town in California, where the residents fall victim to an Ebola-like virus that stems from Capuchin monkeys in Zaire. When the movie was released, there was also an Ebola virus in Zaire, which made the movie quite scary for some viewers in the real world. It is an entertaining disaster movie that poses the horrific idea that diseases lurk in nature, and they could strike humanity at any time.*

UNIFIED SUPPLEMENTARY LEARNING MATERIALS

Grade 9 ENGLISH

1. The subject or the topic, or the one being discussed in the text, is the movie "Outbreak."
2. The main idea is presented in the last sentence:
It is an entertaining disaster movie that poses the horrible idea that diseases lurk in nature, and they could strike humanity at any time.


Notice that the main idea is explicitly stated in the last statement. It tells us the kind of movie Outbreak is and the central idea it conveys.

3. All the other sentences in the paragraph lead you to the stated main idea. They help you grasp the meaning of the material.

SOURCES: <https://www.landmarkoutreach.org/strategies/finding-main-idea/>
<https://www.studocu.com/my/document/universiti-teknikal-malaysia-melaka/english-for-academicpurpose/lecture-notes/chapter-2-and-3-readingsupporting-details-and-distinguishing-relevant-and-irrelevant-ideas/8490617/view>

Activities

General Directions: Watch the video then, do the activities that follow.



Reference: <https://www.youtube.com/watch?v=5Mc06clrvXE>

Video transcript:

If we show our emotion, we're called dramatic. If we dream of equal opportunity? We're "delusional". When we're too good, there's "something wrong with us." And if we get angry, we're "hysterical", "irrational", or just "being crazy". But, a woman running a marathon is crazy. A woman boxing is crazy. A woman dunking, coaching an NBA team, competing in a 'hijab', or winning 23 Grand Slams, having a baby, and then coming back for more? Crazy, crazy, crazy, and crazy. So, if they wanna call you crazy? Fine. Show them what crazy can do. Just DO it.

UNIFIED SUPPLEMENTARY LEARNING MATERIALS

Grade 9 ENGLISH

A. **Directions:** Complete the graphic organizer below.

Supporting Detail 1:

Supporting Detail 2:

MAIN IDEA:

Supporting Detail 3:

Supporting Detail 4:

B. **Directions:** Answer the following questions.

1. What message does the material convey? Cite textual evidence.

2. In what way is that message relevant these days? Explain.

UNIFIED SUPPLEMENTARY LEARNING MATERIALS

Grade 9 ENGLISH

Remember

To get the sense of a viewing material, you need to follow a process.

- **FIRST**, identify the topic – the subject of the paragraph. Your strategy for topic identification is to ask yourself the question, "What is this about?"
- **SECOND**, look for the main idea. Stated at the beginning, in the middle, or at the end, it is the essential piece of information the author wants you to know. It is either explicit (directly stated) or implicit (indirectly stated) in the text.
- **THIRD**, look for the supporting details. They are facts, statements, and examples--specifics that guide us in understanding the main idea fully. They clarify, illuminate, explain, describe, expand and illustrate the main idea.

Checking Your Understanding

Directions: Watch the motivational video "*A Message of Hope*." Then, complete the graphic organizer.



Reference: https://www.youtube.com/watch?v=rLY174n_KWA

UNIFIED SUPPLEMENTARY LEARNING MATERIALS

Grade 9 ENGLISH

Video transcript:

It's interesting that the things we cherish most are the same things we walk right by. They become so intertwined in the status quo that ultimately, it becomes impossible to tell them apart from our day to day. That is impossible until things change because, as it turns out, that the thing we call life, it has a say. There's a saying you never really know what you have until it's gone. Sometimes it takes the most abrasive of reminders, the harshest of times, to help us recapture that perspective, to lift us up and show us what we had previously failed to see. And while our darkest moments test our strength, they push our boundaries, even transform our reality. They can also be the bridge that leads us exactly where we need to be. They remind us that sometimes it's not about how we spend our time, but who we spend it with.

That quiet brings clarity, and the world can spin so fast that we forget to think about our place within it. It reminds us how humanity is more significant than the sum of its parts, and it takes just as much energy to build up as it does to tear down. It reminds us that no matter where we live, what we speak, or who we pray to, we're not so different after all. It reminds us that there is so much good in this world than evil, so much more love than hate, and so much promise for tomorrow. Someday, we'll look back on this moment with the lessons we've learned, the hardships we've faced. We will be reminded of the miracle that is the human spirit, unwavering in its resolve, unbreakable at its foundation, stronger than we could ever comprehend. See, sometimes, it's hard to look around and find a reason to be optimistic, to understand or comprehend "why." But what we'll find is that if we look hard enough, immersed in the uncertainty, the disruption, and in some cases the tragedy, there's something to be gained.

A tiny candle flickering in the night that will eventually grow to light our way. Because that road to tomorrow is paved with hope, there are pages unwritten, stories untold, and a new chapter to begin.

Topic:			
Main Idea:			
Supporting Detail 1	Supporting Detail 2	Supporting Detail 3	Supporting Detail 4

Reference: <https://www.youtube.com/watch?v=8Sf4Lwxg6lQ>

UNIFIED SUPPLEMENTARY LEARNING MATERIALS

Grade 9 ENGLISH

Post-Test

A. Directions: Write **T** on the space provided if the statement is TRUE and **F** if it is FALSE.

- _____ 1. The main idea is the essential piece of information the author wants to convey.
- _____ 2. There are three ways to express the main idea: explicit, implicit, and exquisite.
- _____ 3. Identifying the topic is the first process in evaluating and interpreting a text or a viewing material.
- _____ 4. Supporting details are facts, statements, and examples--specifics that guide us in understanding the main idea fully.
- _____ 5. Answering the questions raised by the main idea (who, what, when, why, or how) helps determine the supporting details.

B. Directions: The steps in getting the sense of a viewing material are conveyed in the following questions. Arrange them according to their order of sequence using numbers 6-8.

- _____ What specific information guide someone in understanding the main idea of a viewing material fully?
- _____ What is the viewing material all about?
- _____ What essential piece of information does the author want you to know?

C. Encircle the letters that correspond to two functions of supporting details.

- A. They limit the main idea.
- B. They illustrate the main idea.
- C. They state the central message of a material.
- D. They clarify specific points raised in a material.

UNIFIED SUPPLEMENTARY LEARNING MATERIALS

Grade 9 ENGLISH

Answer Key:

Post test	Looking Back	Pretest:
9-10. B & D	1. bias	1. D
8. 7	2. bias	2. E
7. 6	3. prejudice	3. F
6. 8	4. prejudice	4. B
5. T	5. prejudice	5. C
4. T		6. B
3. T		7. D
2. F		8. C
1. T		9. D
		10. F

References

1. Sedillo, Andrew How to Explain the Main Point through Supporting Details
<https://study.com/academy/lesson/how-to-explain-the-main-point-through-supporting-details.html> (Accessed on January 20, 2021)
2. Siyahir, Mohd, Reading for supporting details, Distinguishing relevant and irrelevant ideas
<https://www.studocu.com/my/document/universiti-teknikal-malaysia-melaka/english-for-academic-purposes/lecture-notes/chapter-2-and-3-readingsupporting-details-and-distinguishing-relevant-and-irrelevant-ideas/8490617/view> (Accessed on January 20, 2021)
3. Vener, Diane, Study Skills: A Landmark School Student Guide.
<https://www.landmarkoutreach.org/strategies/finding-main-idea/> (Accessed on January 20, 2021)
4. Identifying Topics, Main Ideas, and Supporting Details
https://www.cuesta.edu/student/resources/ssc/study_guides/reading_comp/307_read_main_idea.html (Accessed on January 20, 2021)