

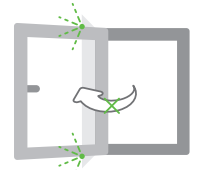


# Maintenance and Cleaning Instructions

- Do not place any objects in the opening between the sash and the frame (including extensions cords, air hoses, tool etc.




- Do not press the sash against the opening edge (wall facing)



- During wind / drafts, close and lock windows



- Risk of falling! Open windows can be a risk of danger. Be careful when handling open windows. Do not leave your children unattended.



- To clean units during constructions, use water and mild soap only. Do not apply any abrasive cleaners or scratching materials.



- When closing windows, never move between sash and frame, risk of injury.

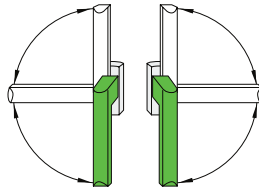


- Do not place additional load on the sash.

## Operating Instructions

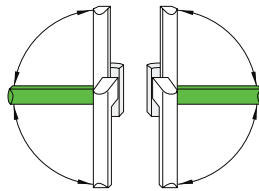
1

Locked position




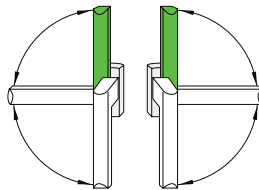
2

Turn position



3

Tilt position



- to operate the windows, use only red construction handle



Our warranty can only be accepted if the maintenance manual is complied fulfilled and implemented.