SELECTED PLATFORM TECHNOLOGIES / DOCUMENTED TOOL INDEX

Intelligence for better questions.

A catalog of market research tools, quantitative analytics, risk interfaces and controlled systematic technology developed by Limitless PH.

Market context | Derivatives | Risk and execution



TRADERS HUB TERMINAL / PROMOTIONAL PRODUCT VIEW

01 / DISCOVER
Map market context

02 / INTERPRET
Research positioning

03 / VALIDATE
Test assumptions

04 / CONTROL
Monitor exposure

FEATURED / SELECTED TECHNOLOGIES

The research workspace & currency context.

Leading applications in the Limitless PH research ecosystem. Availability varies by module and user access.



PLATFORM & AI

Traders Hub Terminal

A centralized market research terminal bringing market monitoring, research content and selected trading decision-support tools into one workspace.

Existing platform; access varies



PLATFORM & AI

FX Macro Heatmap V3

Compare all eight major currencies across the 28-pair FX universe using short-term and medium-term strength, with separate macro context and data-quality indicators.

Existing tool; access varies

Promotional covers illustrate product capabilities; they are not live market feeds or evidence of performance.

FEATURED / SELECTED TECHNOLOGIES

Monitoring & AI-assisted research.

Leading applications in the Limitless PH research ecosystem. Availability varies by module and user access.

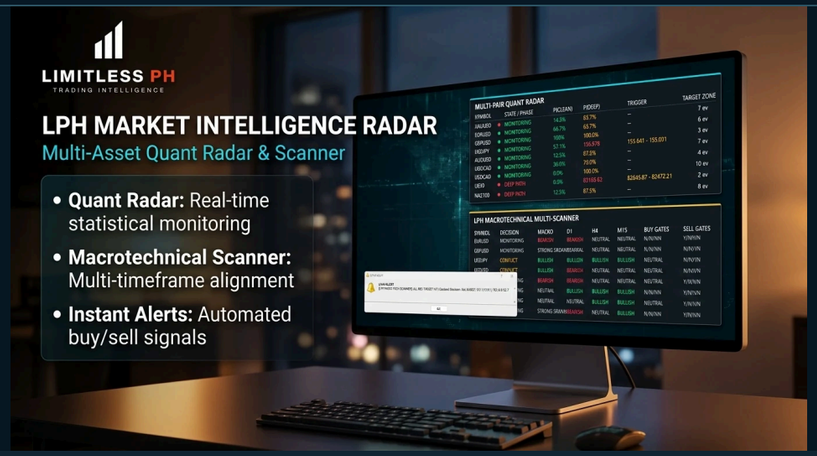

PLATFORM & AI

Market Intelligence Radar

Monitor instruments through multi-asset statistical observations, multi-timeframe technical alignment and condition-based notifications.

Existing research tool; access varies

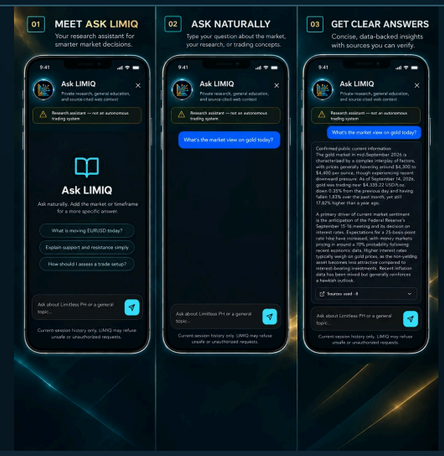

PLATFORM & AI

Ask LIMIQ

Ask research questions in natural language to retrieve market context, trading explanations and source-cited information when available.

Existing research application; access varies

Promotional covers illustrate product capabilities; they are not live market feeds or evidence of performance.

RESEARCH INTERFACES / HISTORICAL CAPTURES

Inside the technology.

Actual application screenshots, clearly separated from promotional imagery. Shown with capture dates, not as live feeds.

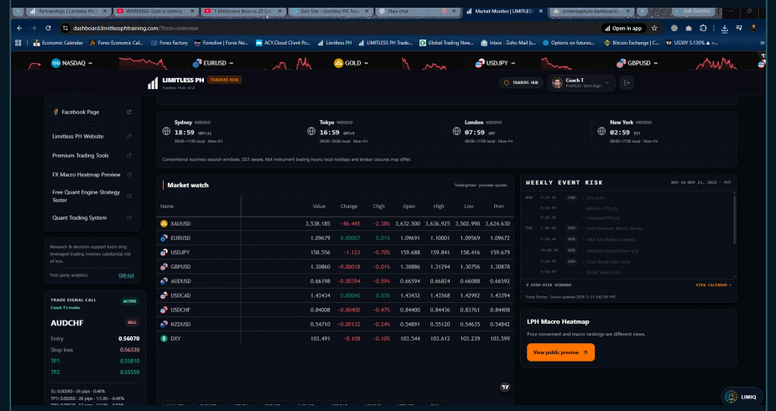

REAL INTERFACE / 21 NOV 2026

Traders Hub Terminal

Central market watch, session windows and event-risk research context.

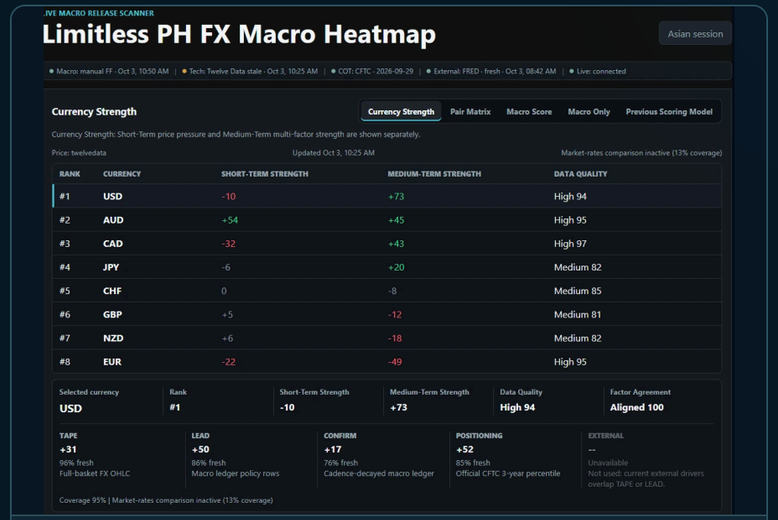

REAL INTERFACE / 03 OCT 2026

FX Macro Heatmap V3

Eight-currency strength and the associated data-quality context.

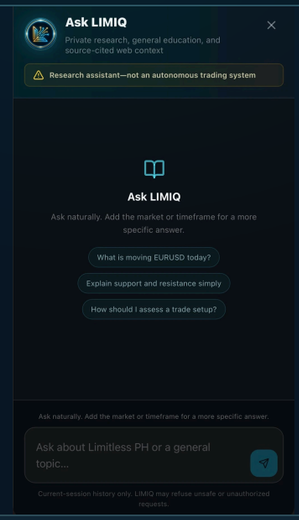

REAL INTERFACE / DATE NOT SUPPLIED

Ask LIMIQ

Natural-language research assistant interface. Not autonomous trading.

Market Intelligence Radar is featured in this catalog with promotional product artwork; a separate verified raw Radar screenshot has not yet been supplied. Historical screenshots are not current signals or a guarantee of performance.

EXTENDED TOOL INDEX / MARKET STRUCTURE

Structure, momentum & sentiment.

Chart context and positioning hypotheses for closer investigation.



MARKET STRUCTURE

Institutional Zones

Mark volume- and value-oriented price zones, including POC/VWAP references, for studying potential reactions and location of trade ideas.

Tool showcased; access to confirm



MARKET STRUCTURE

COT Volume Profile & Daily VWAP

Combine positioning context with volume-profile and VWAP references to study price location and directional bias.

Tool showcased; access to confirm



MARKET STRUCTURE

Retail Contrarian Indicator

Highlight retail-positioning extremes and counter-consensus situations as candidates for further analysis.

Tool showcased; access to confirm



MARKET STRUCTURE

Coach T's TDI / Macro Filter

Organize trend, momentum and confirmation conditions alongside a macro-oriented filter in a single chart workspace.

Tool showcased; access to confirm

EXTENDED TOOL INDEX / POSITIONING & DERIVATIVES

Positioning beyond the candle.

Reported positioning, options reference levels and venue-level liquidity context.



POSITIONING & DERIVATIVES

COT Market Intelligence Indicator

Visualize positioning information to contextualize speculative and commercial participation across supported markets.

Tool showcased; access to confirm

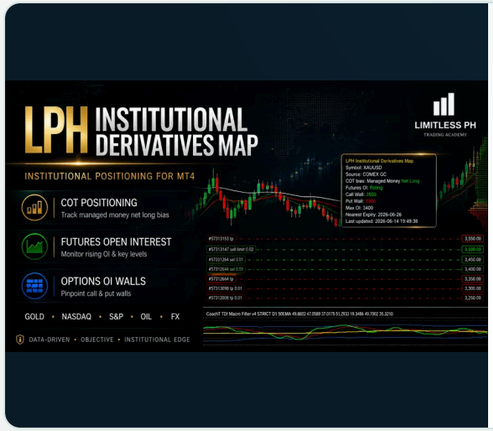

POSITIONING & DERIVATIVES

Institutional Derivatives Map

Bring COT positioning, futures open interest and options reference levels into a chart-based derivatives research map.

Tool showcased; access to confirm



POSITIONING & DERIVATIVES

Gold Options Wall

Display relevant put/call strike concentrations and options reference zones for XAUUSD/gold market research.

Tool showcased; access to confirm



POSITIONING & DERIVATIVES

PAXG–Gold Order Book

Inspect order-book liquidity levels in supported PAXG venues as an additional reference in gold-related research.

Tool showcased; access to confirm

EXTENDED TOOL INDEX / RISK & SYSTEMATIC SYSTEMS

From exposure to execution.

Risk-monitoring software and controlled systematic research capabilities.



RISK & EXPOSURE

Open Positions Pain Dashboard

Summarize open-position stress, adverse movement and account exposure to support more disciplined risk oversight.

Tool showcased; access to confirm



RISK & EXPOSURE

Hedge / Recovery Planner

Model possible hedge adjustments, recovery paths and breakeven exposures before making position-management decisions.

Tool showcased; access to confirm



SYSTEMATIC SYSTEMS

QuantBot Micro

A controlled small-account automated-trading workflow that applies defined execution and operational rules.

Controlled trading offering; not a public software license



SYSTEMATIC SYSTEMS

Quant Automated Systems

Research, run and monitor selected automated strategies through independently controlled execution infrastructure.

Restricted research/operational capability

RESEARCH COMES BEFORE THE CLAIM

Useful tools. Transparent limits.

We develop technology to support informed questions, evidence-based research and disciplined trading processes. These modules have different inputs, time horizons and constraints. They are not interchangeable trading signals.

Platform	dashboard.limitlessphtraining.com
Products	limitlessphtraining.com/premium-trading-tools
Enquiries	support@limitlessphtraining.com

01

Separate data from inference.

Positioning, chart levels, order books and macro commentary have distinct meanings.

02

Label evidence correctly.

Backtests, controlled forward tests and live results are different evidence classes.

03

Understand the limitations.

Access, data coverage, research maturity and operational status vary between modules.

04

Collaborate selectively.

Potential licensing, integration or capital arrangements require separate review.

Trading software and research do not guarantee profitable outcomes or eliminate risk. This catalog is descriptive and does not constitute an offer of managed capital, a proven strategy or access to confidential source code.