



Instructions For Printing

Pages 1-2: Instruction pages (optional to print)

Pages 3-5: Section titles (print one copy of each)

Pages 6-7: Section 1 interior pages (with silhouette design)


Pages 8-9: Section 1 interior pages (plain, for less ink usage)

Choose either 6-7 OR 8-9 to print. Print as many copies as needed to fill your journal.

Pages 10-19: Follow the same pattern for Sections 2, 3, and 4, choosing between design or plain interior pages and printing multiple copies as needed.

Page 20: Optional Print

Important Note: You can always return and print more interior pages as your journal grows!



Copyright Notice

This journal is for personal use only. No part of this journal may be reproduced, distributed, or transmitted in any form or by any means, including photocopying, recording, or other electronic or mechanical methods, without the prior written permission of the copyright holder. Unauthorized use or distribution is strictly prohibited.



How to use this Journal

"Moments with Mom" is designed for you to capture and cherish the magic moments with your child. As we embark on this heartfelt exploration together, remember that once these pages are filled, they become a timeless, priceless gift for your child to treasure forever. These moments, carefully preserved, will be a source of comfort and reflection, creating a lasting connection that transcends time.

Section One: "On This Day"

Explore the beauty of capturing the present in this section, with blank pages eagerly inviting you to share a precious moment. Whether it's a humorous anecdote, a heartwarming conversation, or any fleeting instance you want to cherish long after it passes, these pages are your canvas for preserving the essence of now.

Section Two: "I Remember When"

Turn the pages of nostalgia as you enter this cherished space. Capture the monumental moments - the day they were born, the first wobbly ride on a bike, and any special memory you want to weave into a keepsake. Each spot in this section is a time capsule, waiting for your words to bring those precious memories to life.


Section Three: "I Hope You Always Remember"

In this section, leave a legacy of love and encouragement. Write down heartfelt sentiments, expressing the enduring joy found in shared moments. "I hope you always remember how much I loved to bake with you, how much joy you brought to me," and more. This is a special place to imprint words of affirmation and affection.

Section Four: "My Wish For You"

Dreams and hopes take center stage in this section. Express your deepest wishes for your child in a way that resonates with enduring love. These pages are a testament to your dreams for their future, providing a loving foundation they can carry with them always.

As you embark on this soulful journey through "Moments with Mom," may each entry become a treasured piece of your unique story.

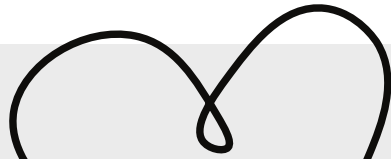


In this journal, I've captured the beautiful snapshots of our daily life – the big and small moments that define the joy of being your mom. Each page holds a piece of our shared laughter, the inquisitive questions you've asked, and the heartfelt conversations we've had. These aren't just memories; they're a testament to the love that surrounds us every day. If ever you miss me or want to relive some of our special moments together, flip through these pages.

I hope these memories become a source of comfort, reminding you of my love for you and the beautiful times we've shared. Treasure them as I do, my dear, for they are a reflection of a love that is infinite.


With all my love.

Mom ♥



This Journal belongs to

Love.



"You make every moment brighter,
every laugh heartier,
and every day more meaningful."

-Mom



Section One:

On this day

In the 'On This Day' section, cherish the magic of everyday moments. This space is dedicated to capturing the little gems that make life extraordinary. Whether it's the day your child took their first steps, shared the funniest anecdote after school, experienced their first heartbreak, starred in a school play, made their first goal in sports, or simply said the most unexpected and delightful things, each blank journal spot holds the potential for a treasured memory. Date these moments, big or small, and watch as they turn into timeless snapshots that bring smiles, laughter, and heartfelt reminiscence when revisited.


Embrace the beauty of the ordinary and create a tapestry of memories that will be cherished for years to come.

On this day...

__/__/__



__/__/__



On this day...

__/__/__



On this day...

__/__/__

__/__/__

On this day...

This image shows a single sheet of white paper with horizontal ruling lines. The lines are evenly spaced and run across the width of the page. There are no margins, text, or other markings on the paper.



Section Two: I remember when

Optional Journal Prompts

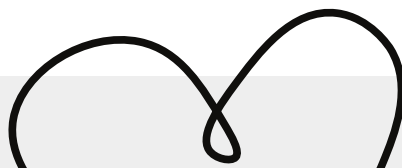
1. Describe the emotions and thoughts racing through your mind when you first held your child in your arms.
2. Share memories of your special bedtime routines.
What stories did you read, and what comforting rituals did you share?
3. Reflect on the unique and adorable quirks your child had. What made you laugh uncontrollably, or what quirky habits did they develop?
4. Reminisce about a song they were obsessed with and sang over and over. Which movie did they never get tired of watching?
5. Recall a hilarious moment that still brings a smile to your faces. What happened, and why was it so amusing?
6. Describe the emotions and experiences on their first day of school. How did they react, and how did you feel watching them take that big step?
7. Write about a memorable adventure you had together – a day trip, a family vacation, or an unexpected journey.
8. Reflect on your child's beloved childhood toy. What made it special?
9. Detail the excitement and pride of the day your child learned the art of riding a bike.
10. Recount a day when your child surprised you with their kindness, wisdom, or a gesture that touched your heart.
11. Recall a moment when your child achieved something that filled you with pride. How did you feel, and how did you celebrate that accomplishment?
12. Capture the emotions and experiences of the day they welcomed a sibling into your family. How did they feel about their new sibling?

I remember when



I remember when

[illegible]



Section Three:


I hope you always remember

Optional Prompts

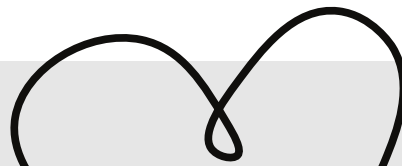
1. Share a cherished family tradition that you hope your child continues with their own family someday.
2. Express the qualities in your child that make you most proud and bring you immense joy.
3. Write about a specific moment that encapsulates the pure happiness your child brings into your life.
4. Reflect on a lesson or piece of advice you want your child to carry with them throughout their life.
5. Share your child's favorite activities or hobbies and what they loved about the sport, experience, or season.
6. Express the enduring love you have for your child and how it has grown over the years.
7. Recall a challenging time you faced together and highlight the strength and resilience you saw in your child.
8. Share a favorite recipe or cooking experience that holds special memories for both of you.
9. Express gratitude for specific qualities or actions of your child that make your relationship unique.

I hope you always remember

—/—/—



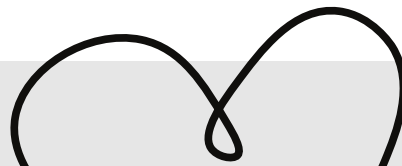
I hope you always remember



Section Four:

My Wish For you

1. Describe the future accomplishments and milestones you envision for them and expressing the pride those achievements bring to your heart.
2. Craft a heartfelt letter outlining the values and principles you hope your child carries with them throughout their life's journey.
3. Pen a letter detailing your dreams for your child's educational path, including the subjects, skills, and knowledge you wish them to acquire.
4. Express your hopes for your child's professional life in a letter, sharing the passions and fulfillment you wish they find in their chosen career.
5. Describe in a letter the adventures and travels you hope your child experiences throughout their lifetime.
6. Share your dreams for your child's hobbies and activities in a letter, expressing the joy you hope they find in their chosen pursuits.
7. Pen a letter expressing your desires for your child's resilience and determination, highlighting the strength you hope they cultivate in the face of challenges.



Section Four:

My Wish For you

8. Write a letter envisioning your child's future relationships, both romantic and platonic, and the love and support you wish for them.
9. Share in a letter the ways you hope your child gives back to their community and contributes positively to the world.
10. Express in a letter your hopes for your child's emotional well-being and how you wish they navigate and cope with various emotions.
11. Write a letter describing the family traditions you hope your child continues or establishes with their own family one day.
12. Share your wishes for your child's health and well-being, both physical and mental, in a heartfelt letter.
13. Express in a letter the importance of kindness and empathy you hope your child carries with them throughout life.
14. Write a letter imagining the legacy you hope your child leaves for future generations and the impact you wish them to have on the world.

This image shows a full page of white paper with horizontal blue ruling lines. The lines are evenly spaced and run across the width of the page. Scattered throughout the page are numerous small, light blue star-shaped confetti pieces. These stars vary slightly in size and orientation, giving the impression of falling stardust or festive decorations. There is no handwriting or other markings on the page.

My Wish for you...

[illegible]



Lets Stay Connected

I genuinely hope that embracing this journey has been a beautiful and enriching experience for you. Filled with gratitude, joy, and moments of heartfelt reflection, I trust that the pages now hold cherished memories and words of encouragement for your child. As you close this chapter, my deepest wish is for this journal to stand as a timeless keepsake, preserving the memories and special moments you've shared together. May it be a source of comfort, a lasting reminder of the enduring love and unique bond you hold with your child, enveloping them in a sense of peace whenever they revisit its pages.

For additional prompts, free resources, including "Treasured Treats - Mom's Special Recipe Book" printable, please visit my website.

www.bookswithapurpose.com

Sending you and your families an abundance of love.



Brianna Kuhl