



At Economy Metals Inc. we have been providing steel roofing and siding along with pole barn materials at a competitive price to builders, contractors, home owners, and the general public in the Missouri, Kansas, Iowa, & Illinois areas since 1992. We are located near Centralia, MO. If you need pole barn metal (also called post frame steel or tin), snap lock, or standing seam for your home, *5 1/2" Double Lap Steel Siding*, or commercial (industrial) steel roofing and siding, we've got you covered. Along with low cost steel roofs and metal siding, we also have most of the materials, supplies and accessories you'll need to complete your building project. We manufacture our Economy Metals #1 products with state-of-the-art equipment near Centralia, Missouri.

WE PRODUCE EXPOSED SCREW STEEL ROOFING & SIDING PANELS

We make exposed fastener (screw through) panels like the ECO 3/4" Rib / Low Rib (29 ga. & 26 ga.) Finished with Siliconized Polyester paint in a smooth finish. We also have panels with a Textured paint finish, Galvanized, Galvalume, Liner (interior) panels, & Acoustical panels. We even produce Camo and Copper Penny (also called Copper Metallic) painted steel. We also make the ECO R-Panel w/PBR (26ga.) Finished with Siliconized Polyester paint, or Galvalume. We custom cut most all of our products with a short lead time and a quick turnaround. We make all the trims needed on our state of the art equipment including custom trims made to your specifications. If we can't make the panel you need, there is a good chance we can order it in for you. Give us a call and we will do all we can to accommodate your needs.

WE PRODUCE STANDING SEAM / CONCEALED FASTENER RESIDENTIAL & COMMERCIAL METAL ROOFING

We have a couple of options for Standing Seam Panels. Our 1 1/2" Snap Lock is a 16" on center panel with ribs 1 1/2" tall. It is a Snap Lock Steel Roof Panel or Standing Seam (Standing Rib) for Residential (house, home) roofs. It has clips that are screwed in on one edge, and the next panel "snaps" over the clip. The trim system is also designed so that there are no screws exposed. This system can be installed with completely concealed fasteners. It is available in 26 gauge finished with Siliconized Polyester paint in a smooth finish. We also have panels with a Textured paint finish and both have a (40 yr. crack, check, peel & 30 yr. prorated fade warranty). It is also available in 24 gauge and 26 gauge w/ a Kynar 500 Paint Finish (Fluropon) (40 yr. crack, check, peel & 30 yr. prorated fade warranty), Galvalume 24 or 26 gauge. We custom cut most all of our products with a short lead time and a quick turnaround. We also make ECO MS Panels which are commercial mechanically seamed panels in a standard 16 3/4" wide panel w/ 1 1/2" Rib and a standard 16" wide w/ 2" Rib in a variety of options. If we can't make the panel you need, there is a good chance we can order it in for you. Give us a call and we will do all we can to accommodate your needs.

WE SUPPLY MOST OF THE POLE BARN / POST FRAME BUILDING MATERIALS AND SUPPLIES YOU WILL NEED ALONG WITH COMMERCIAL BUILDING SUPPLIES

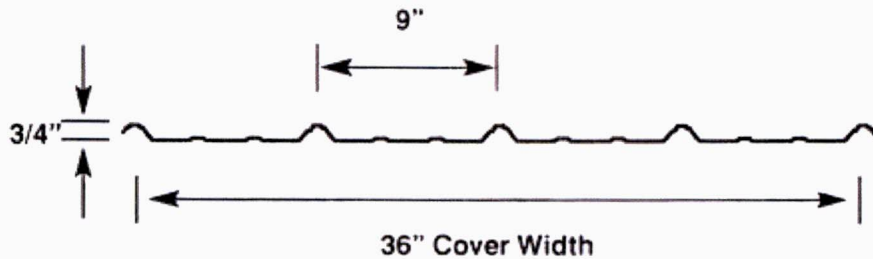
Why buy a pole barn (post frame) "kit" when you can pick the exact design, components, and features you want? Then you can build your building just the way you want it. Whether it is a "shouse", house, garage, business, or barn we can get almost everything you'll need, except the lumber and overhead doors. We do supply laminated posts from Ohio Timberland and custom built trusses for your pole barn / house / post frame / stud frame building needs. We stock Galvanized 1 1/4" Corrugated steel in 32ga. We also supply products like soffit, cupolas, ventilation products, closures, walk doors, windows, sliding doors, pipe flashers (boots), and more. We supply colored and clear sealants, underlayment, butyl tape, etc. We have snow retention systems, snow blocks (ice guards or blockers) and other products. We also make snow guard (rail) for exposed fastener panels. We sell gutter, insulation, skylight, red iron or galvanized steel purlins in C's & Z's, Channel, & Angles. We stock Sturdiwall Brackets by Perma-Column, steel culverts, MWI Components windows, and many more items. We also supply products from Plyco Corp., Levi's Building Components', McElroy Metals, Central States Mfg., ABC, and many others.

ECO DOUBLE 5 1/2" LAP STEEL SIDING (RESIDENTIAL)

We also make a residential ECO 5 1/2" Double Lap Steel Siding for use on your home / house. It is 29 ga. Finished with Siliconized Polyester paint in a smooth finish. We also have panels with a Textured paint and both have a (40 yr. crack, check, peel & 30 yr. prorated fade warranty). It has clips that are screwed in on the top edge, and the next panel "hooks" over the clip. The trim system is also designed so that there are no screws exposed.



ECO 3/4" Rib Panel (Low Rib)



This is a 38" panel that covers 3'. It has 5 ribs that are 9" on center and 3/4" tall. It is available in 29 gauge and 26 gauge steel. Our ECO #1 painted steel panels have a siliconized polyester paint available in a smooth finish. We also have a textured finish product available. Both have a 40 year crack, check, peel warranty, and a 30 year prorated fade and chalk warranty. Different colors available for each. We also have copper metallic and camo that are not on the color chart along with galvanized and galvalume steel, perforated white, and white liner steel (10 year warranty). We produce the trims, and have most accessories available in matching colors.

- Coverage Width - 36"
- Minimum recommended Slope - 3:12 (under 3/12 butyl tape recommended)
- Custom cut lengths 1' to 40'+
- Panel Attachment - Exposed Fastening System
- Gauge - 29 or 26
- Finishes - Smooth Siliconized polyester (40yr. crack, check peel warranty, 30yr prorated fade & Chalk)
- - Textured (40yr. crack, check peel warranty, 30yr prorated fade & Chalk)
- - Galvalume & Galvanized
- Rib Spacing - 9" on center
- Rib Height - 3/4"



ECO DOUBLE 5 1/2" LAP STEEL SIDING (RESIDENTIAL)




This is a residential ECO 5 1/2" Double Lap Steel Siding for use on your home / building. It is 29 ga. finished with Siliconized Polyester paint in a smooth finish. We also have panels with a Textured paint finish and both have a (40 yr. crack, check, peel & 30 yr. prorated fade warranty). It has clips that are screwed in on the top edge, and the next panel "hooks" over the clip. The trim system is also designed so that there are no screws exposed.

- Coverage Width - 11" - 5 1/2' Double Lap Siding
- Panel lengths of 20'6" or 10'3"
- Trim lengths are 10'3" and can match or contrast the siding color
- Heavy duty 29 gauge steel that is stronger than vinyl siding
- Better resistance to hail than vinyl siding
- Better resistance to wind than vinyl siding
- Better fire resistance than vinyl siding
- Better color retention than vinyl siding (40 yr. crack, check, peel & 30 yr. prorated fade warranty)
- Smooth or Textured paint finish. (We use the same color charts as we do for our 3/4" Rib Panels, (different colors for each one))
- Uses clips to attach to the house which allows for thermal expansion and secure installation
- No caulking compared to other lap siding
- "Cool" Energy Star approved colors



ECO R-Panel W/ PBR (also available w/out PBR)

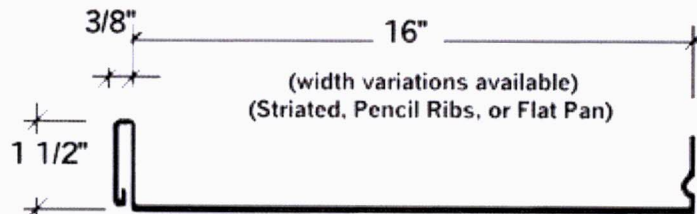


The R-Panel w/ PBR (purlin bearing rib) metal panel is commonly used for a wide variety of architectural, agricultural, commercial, and industrial applications. The R-Panel w/ PBR is a structural, exposed fastener panel that can be used for both roof and wall applications. The minimum roof slope for PBR is 1/2:12. (Also available without the purlin bearing rib mainly for walls.) It is available in 26 gauge steel. Our ECO #1 painted steel panels have a siliconized polyester paint finish. It has a 40 year crack, check, peel warranty, and a 30 year prorated fade and chalk warranty. It's also available in 26ga Galvalume. We produce the trims, including a formed ridge cap, and have most accessories available in matching colors.

- Coverage Width - 36"
- Minimum Slope - 1/2:12 (under 3/12 butyl tape recommended)
- Custom cut lengths 1' to 40'+
- Panel Attachment - Exposed Fastening System
- Gauge - 26
- Finishes - Smooth
- Coatings - Siliconized polyester (40yr. crack, check peel warranty, 30yr prorated fade & Chalk)
Galvalume
- Rib Spacing - 12" on center
- Rib Height - 1-1/4"



ECO 1 1/2" Snap Lock

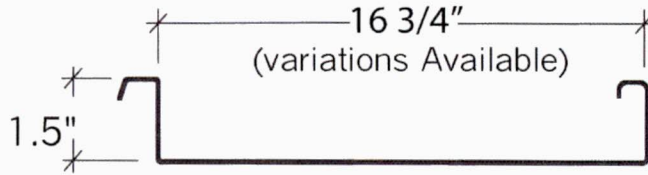


This ECO 1 1/2" Snap Lock is 16" wide with a 1 1/2" tall rib for use on roofs with a minimum slope of 3:12. It is best suited for a solid substrate with 30# Felt or synthetic underlayment. 5/8" Plywood is recommended. 7/16" OSB or Wafer Board is not recommended due to poor screw attachment pull out values. If OSB or wafer board is used it is recommended that the clips be put closer together (2' on center +/-). It can be used on open purlins 16" o.c., but it is not recommended to walk on as it as it could "crease" the panel if you don't step on the purlin. It has clips that are screwed on one edge with 2 pan head screws, and the next panel "snaps" over the clip. We produce the trim system that is designed so that there are no screws exposed. It is available in 24 gauge and 26 gauge w/ a Kynar 500 Paint Finish (40 yr. crack, check, peel & 30 yr. prorated fade & chalk warranty), and in a 26 ga. Siliconized Polyester paint in a smooth finish. We also have panels with a Textured paint finish and both have a (40 yr. crack, check, peel & 30 yr. prorated fade & chalk warranty), and Galvalume 24 gauge & 26 gauge.

Features

- Coverage Width - 16" Standard (variations available)
- Minimum Slope recommended - 3:12 (if using under 3/12 pitch wind & water seal is recommended)
- Custom cut lengths 26" to ? (Sometimes we run on site, sometimes we crate)
- Panel Attachment - Concealed Fastening System, Standard and UL90 Clips (Clips should be placed a maximum of 3' apart using 2 pan head screws. Closer spacing may be required depending on substrate used.)
- Gauge - 26 & 24
- Pan Conditions - Striated & Pencil Ribs (standard); Flat pan is available, but not recommended due to the possibility of increased "oil canning".
- Oil canning is not a cause for panel rejection regardless. Oil canning can be induced by a variety of conditions, including installation. Oil-canning is NOT cause for rejection of material.
- Finishes - Smooth Siliconized polyester (40yr. crack, check peel warranty, 30yr prorated fade & Chalk)
 - - Textured (40yr. crack, check peel warranty, 30yr prorated fade & Chalk)
 - - Galvalume

ECO MS 1.5" Standing Seam

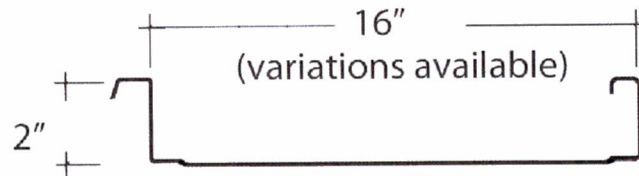


This ECO 1.5" MS Standing Seam is a mechanically field-seamed, standing seam roof system that requires a solid substrate for support, with 30# Felt or synthetic underlayment. Mechanical seamers and hand crimpers are available to rent through a 3rd Party. It has a 1 1/2" tall vertical seam and is available in a 16 3/4" standard width (variations available). All ECO MS panels are mechanically seamed. We also produce the trims for this system. It is available in 24 gauge and 26 gauge w/ a Kynar 500 Paint Finish (40 yr. crack, check, peel & 30 yr. prorated fade & chalk warranty), in a 26 ga. Siliconized Polyester paint in a smooth finish. We also have panels with a Textured paint finish and both have a (40 yr. crack, check, peel & 30 yr. prorated fade & chalk warranty), and Galvalume 24 gauge & 26 gauge. Seamer is available for rental through a 3rd party.

- Coverage Width - 16 3/4" Standard (variations available)
- Minimum Slope - 1:12
- Custom cut lengths 26" to ? (Sometimes we run on site, sometimes we crate)
- Panel Attachment - Low fixed or low floating clips are typical (clip varies by job)
- Gauge - 26 gauge ; 24 gauge
- Pan Conditions - Flat pan is typical, Striated available, (Oil canning is NOT a cause for panel rejection)
- Finishes - Smooth, Textured
- Finishes - 26 ga. Smooth Siliconized polyester (40yr. crack, check peel warranty, 30yr prorated fade & Chalk)
- - 26ga. Textured (40yr. crack, check peel warranty, 30yr prorated fade & Chalk)
- - 26ga. & 24 ga. galvalume
- -26ga. & 24 ga. Kynar 500 Paint Finish (40 yr. crack, check, peel & 30 yr. prorated fade & chalk warranty)



ECO MS 2" Standing Seam



This ECO 2" MS Standing Seam is a mechanically field-seamed, high strength structural standing seam roof system. Mechanical seamers and hand crimpers are available to rent through a 3rd Party. It has a 2" tall vertical seam and is available in a 16" standard width (variations available). It can be installed directly over purlins and does not require a solid substructure for support. All ECO MS panels are mechanically seamed. We also produce the trims for this system. Seamer is available for rental through a 3rd party.

- Coverage Width - 16" Standard (variations available)
- Minimum Slope - 1/2:12
- Custom cut lengths 26" to ? (Sometimes we run on site, sometimes we crate)
- Panel Attachment - Low fixed or low floating clips are typical (clip varies by job)
- Gauge - 24 (standard); 22 gauge (optional)
- Pan Conditions - Flat pan is typical, Striated available, (Oil canning is NOT a cause for panel rejection)
- Finishes - Smooth
- Coatings -Kynar 500 Paint Finish (40 yr. crack, check, peel & 30 yr. prorated fade & chalk warranty), and Galvalume 24 gauge & 22 gauge.

With Quality, Value, Selection, & Service we will work hard to exceed expectations.

Just contact us, and we will assist you in getting almost everything you'll need for your residential steel roofing, commercial metal roofing and siding, and the materials to build your custom pole barn / post frame building. We work as a team to check and double check estimates and orders to ensure you get what you need to complete your project just the way you want it. That way you don't have to settle for a "kit", and then be disappointed with what you get (or don't get). We will get your order completed quickly and efficiently.

Contact Us Call, Email, Fax, or Better yet, come see us in person!

[Economy Metals Inc.](#)

[13181 Highway 22,](#)

[Centralia, MO 65240](#)

Delivery Available / Free Estimates

NEED AN ESTIMATE? WE'RE HERE FOR YOU!

Fax: 573-682-5574

Economy Metals Inc.

[\(573\) 682-5575](#)

Feel free to visit during normal business hours.

Hours Monday thru Friday 8:00 a.m. to 5:00 p.m.

WE HAVE ONE LOCATION NEAR CENTRALIA MISSOURI - BUT WE DO SERVE THESE AREAS

Central / Mid Missouri / including Audrain County, Clark, Mexico, Centralia, Fulton (Kingdom of Callaway), Williamsburg, Columbia, Montgomery City, Vandalia, Paris, Macon, Moberly, Keytesville, Salisbury, Clifton Hill

South Central Missouri / Sedalia, Osage Beach, Lake of the Ozarks area, Jefferson City, Eldon, California, Warrensburg, Rolla, Salem, Cuba, Sullivan, Waynesville, Lebanon, Owensville, Versailles

East Central Missouri / Marshall, Fayette, Booneville, Brunswick, Carrollton, Glasgow

North Central Missouri / Chillicothe, Edina, Kirksville, Brookfield, Palmyra, Monroe City, Hannibal, Louisiana, Bowling Green,

St. Louis / Eastern Missouri / Troy, Saint Charles, Washington, New Haven, Hermann, Town and Country, Chesterfield, Warrenton, Wentzville

Kansas City / Western Missouri Excelsior Springs, Cameron, St. Joseph, Lee's Summit, Higginsville, Richmond, Lexington, Liberty, Independence

Eastern Kansas including Olathe, Overland Park & Lawrence

West Central Illinois / including Carlinville, Mulberry Grove, Vandalia, Jacksonville, Springfield IL

Western Illinois including Belleville, Fairview Heights, Edwardsville, Granite City, Alton, Rushville, Macomb, Carthage, & Quincy

Southern Iowa including Keokuk, Davenport, Ottumwa, Fort Madison