

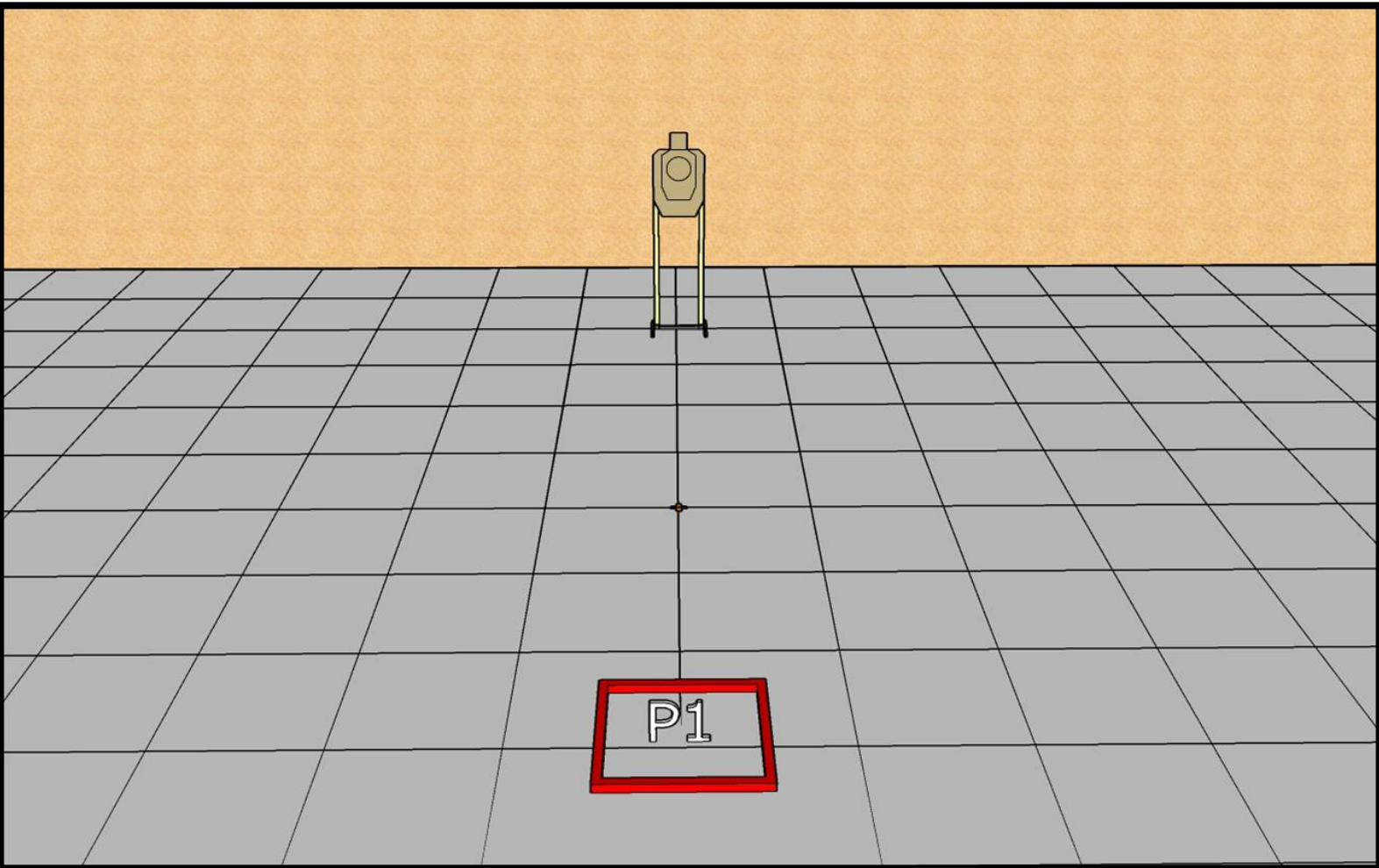


Stage Name: Warm Up Bay: All Stage Designer: A. Barr, A. Love, M. Goodman Rules: 2026.2 rule book (amended 10-Jan-2026) Muzzle safe: 180° or red poles on side berms PPDS: Per CSO instructions	Scoring: Unlimited Targets: 1 threat Round count: 6 Scored Hits: Best 4 body, Best 2 head Concealment: Required Start-Stop: Audible/Last shot
--	--

Scenario
 A slow morning warm-up turns hot real quick as threats appear downrange. Keep your head clear and your shots true.

Start Position
 Standing completely within the box at P1, firearm loaded with 4 rounds. Pistol holstered and concealed. PCC loaded, charged, safety on, pointed at mark on the ground.

Stage Procedure	Notes
At signal, from within the box, engage target with 4 rounds to the body and 2 rounds to the head.	The front of the box is a forward fault line.



This side of page is for illustration only. Back side is the official stage description.



2025 Bama Belle/Bo

Welcome to the Warm-Up. I am Kyle Sandlin your CSO and am assisted by Chris Johnson, and Brent Gibbs.

This is an unlimited scoring stage with 1 paper target. The round count is 6 and concealment is required for pistol shooters.

Scenario: A slow morning warm-up turns hot real quick as threats appear downrange. Keep your head clear and your shots true.

Start position: Standing completely within the box at P1, firearm loaded with 4 rounds. Pistol holstered and concealed. PCC loaded, charged, safety on, pointed at mark on the ground.

At signal, from within the box, engage target with 4 rounds to the body and 2 rounds to the head.

We will score the best 4 to the body, 2 to the head..

This stage follows the 180-degree muzzle safe rule.

Notes: The front of the box is a forward fault line.

You now have 3 minutes to review the stage.

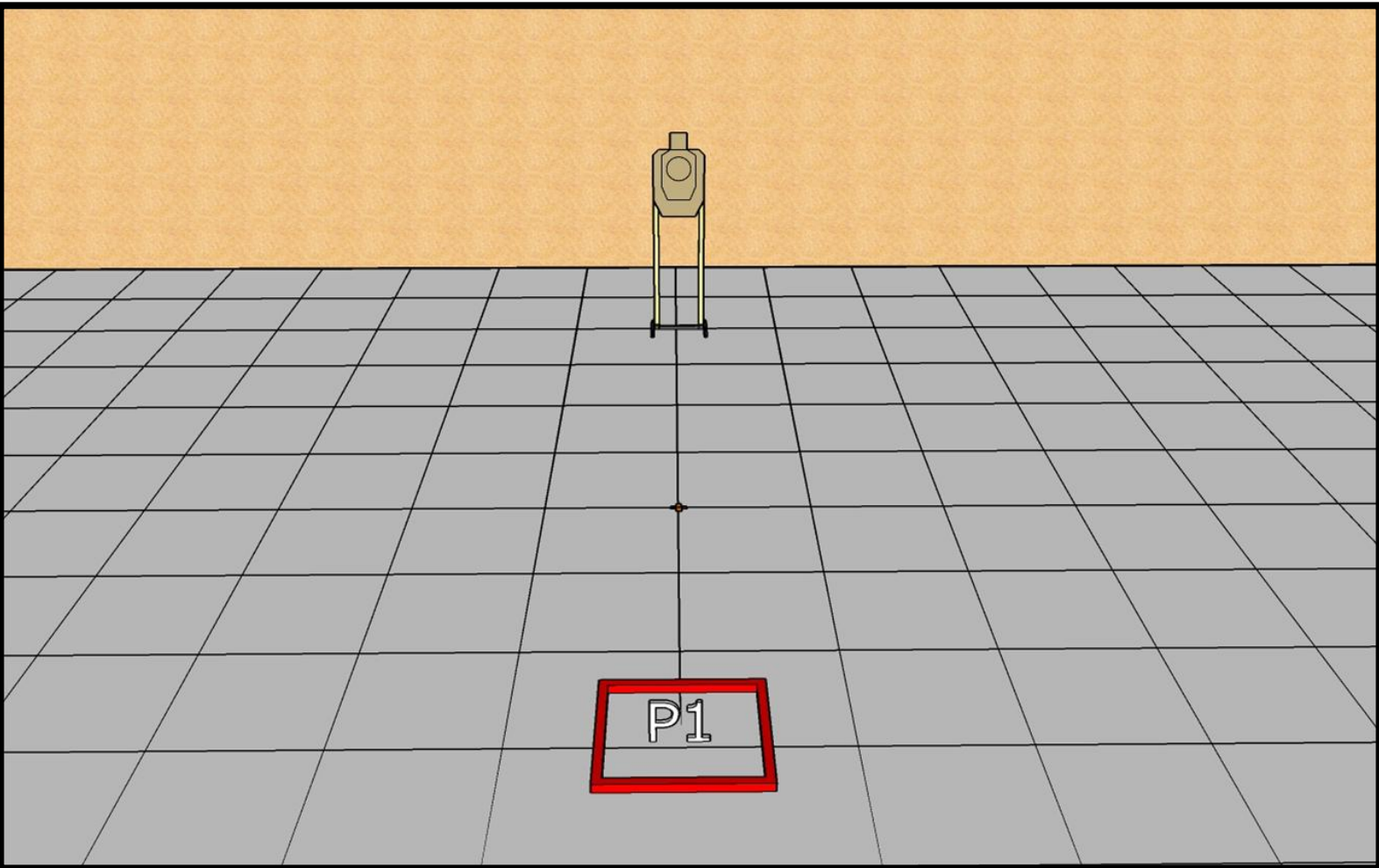


Stage Name: Warm Up Bay: All Stage Designer: A. Barr, A. Love, M. Goodman Rules: 2026.2 rule book (amended 10-Jan-2026) Muzzle safe: 180° or red poles on side berms PPDS: Per CSO instructions	Scoring: Unlimited Targets: 1 threat Round count: 6 Scored Hits: Best 4 body, Best 2 head Concealment: Required Start-Stop: Audible/Last shot
--	--

Scenario
 A slow morning warm-up turns hot real quick as threats appear downrange. Keep your head clear and your shots true.

Start Position
 Standing completely within the box at P1, firearm loaded with 4 rounds. Pistol holstered and concealed. PCC loaded, charged, safety on, pointed at mark on the ground.

Stage Procedure	Notes
At signal, from within the box, engage target with 4 rounds to the body and 2 rounds to the head.	The front of the box is a forward fault line.



This side of page is for illustration only. Back side is the official stage description.



2025 Bama Belle/Bo

Welcome to the Warm-Up. I am Adam Crockett your CSO and am assisted by Blaine Sullivan, and Frank Scalise.

This is an unlimited scoring stage with 1 paper target. The round count is 6 and concealment is required for pistol shooters.

Scenario: A slow morning warm-up turns hot real quick as threats appear downrange. Keep your head clear and your shots true.

Start position: Standing completely within the box at P1, firearm loaded with 4 rounds. Pistol holstered and concealed. PCC loaded, charged, safety on, pointed at mark on the ground.

At signal, from within the box, engage target with 4 rounds to the body and 2 rounds to the head.

We will score the best 4 to the body, 2 to the head..

This stage follows the 180-degree muzzle safe rule.

Notes: The front of the box is a forward fault line.

You now have 3 minutes to review the stage.

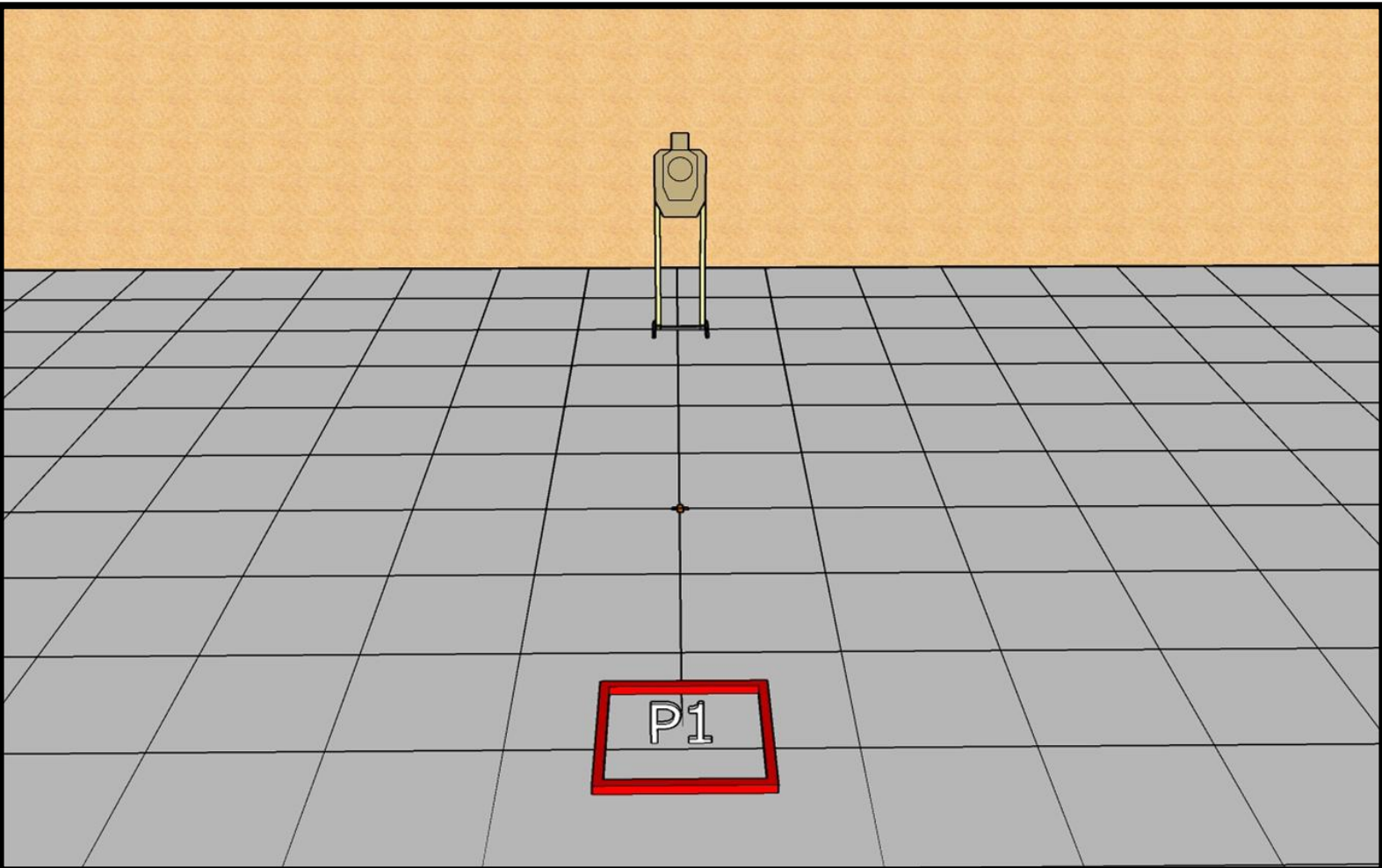


Stage Name: Warm Up Bay: All Stage Designer: A. Barr, A. Love, M. Goodman Rules: 2026.2 rule book (amended 10-Jan-2026) Muzzle safe: 180° or red poles on side berms PPDS: Per CSO instructions	Scoring: Unlimited Targets: 1 threat Round count: 6 Scored Hits: Best 4 body, Best 2 head Concealment: Required Start-Stop: Audible/Last shot
--	--

Scenario
 A slow morning warm-up turns hot real quick as threats appear downrange. Keep your head clear and your shots true.

Start Position
 Standing completely within the box at P1, firearm loaded with 4 rounds. Pistol holstered and concealed. PCC loaded, charged, safety on, pointed at mark on the ground.

Stage Procedure	Notes
At signal, from within the box, engage target with 4 rounds to the body and 2 rounds to the head.	The front of the box is a forward fault line.



This side of page is for illustration only. Back side is the official stage description.



2025 Bama Belle/Bo

Welcome to the Warm-Up. I am Ryan Hand your CSO and am assisted by Bryant Brough, Deland Barr, and Scott Haight.

This is an unlimited scoring stage with 1 paper target. The round count is 6 and concealment is required for pistol shooters.

Scenario: A slow morning warm-up turns hot real quick as threats appear downrange. Keep your head clear and your shots true.

Start position: Standing completely within the box at P1, firearm loaded with 4 rounds. Pistol holstered and concealed. PCC loaded, charged, safety on, pointed at mark on the ground.

At signal, from within the box, engage target with 4 rounds to the body and 2 rounds to the head.

We will score the best 4 to the body, 2 to the head..

This stage follows the 180-degree muzzle safe rule.

Notes: The front of the box is a forward fault line.

You now have 3 minutes to review the stage.

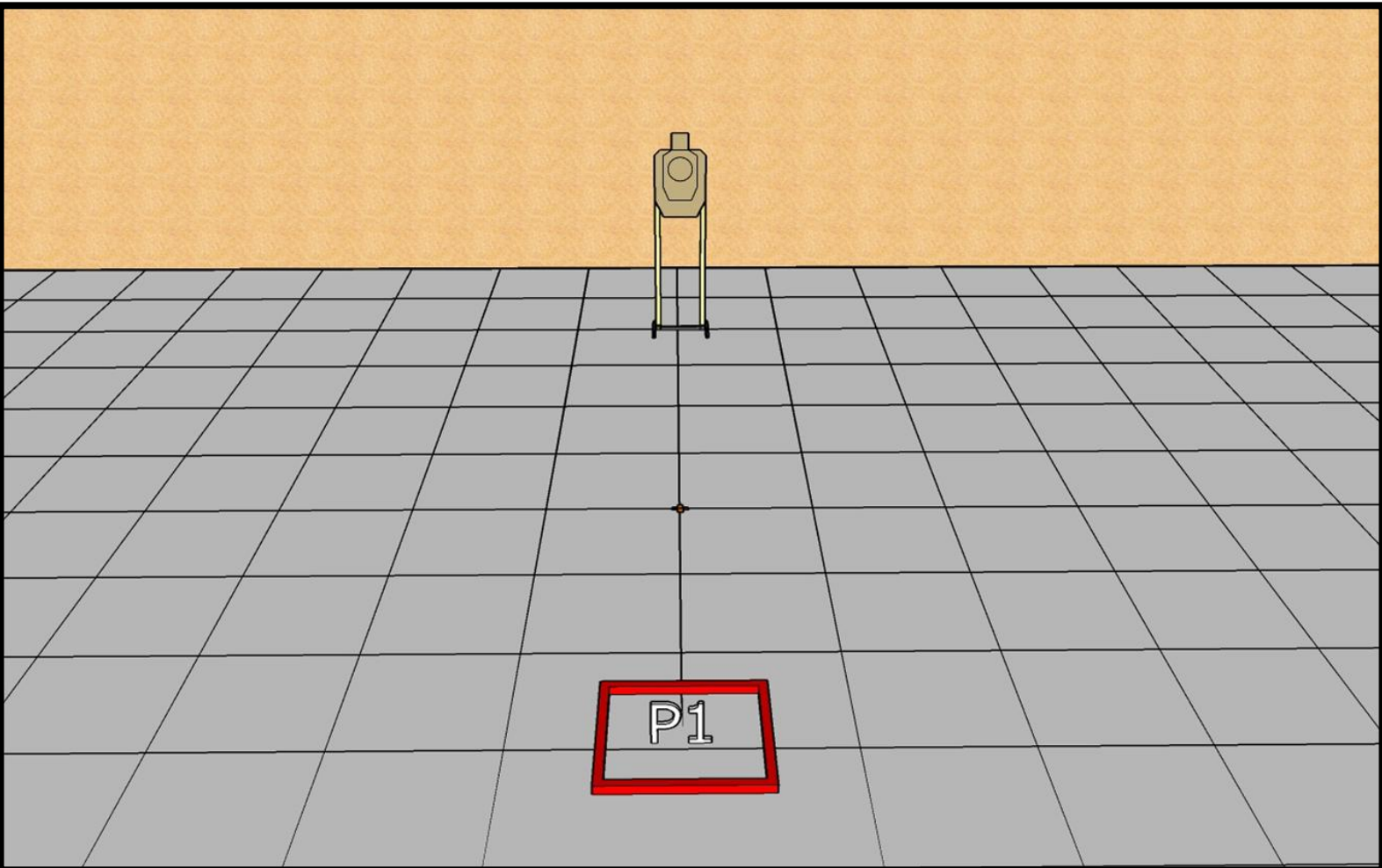


Stage Name: Warm Up Bay: All Stage Designer: A. Barr, A. Love, M. Goodman Rules: 2026.2 rule book (amended 10-Jan-2026) Muzzle safe: 180° or red poles on side berms PPDS: Per CSO instructions	Scoring: Unlimited Targets: 1 threat Round count: 6 Scored Hits: Best 4 body, Best 2 head Concealment: Required Start-Stop: Audible/Last shot
--	--

Scenario
 A slow morning warm-up turns hot real quick as threats appear downrange. Keep your head clear and your shots true.

Start Position
 Standing completely within the box at P1, firearm loaded with 4 rounds. Pistol holstered and concealed. PCC loaded, charged, safety on, pointed at mark on the ground.

Stage Procedure	Notes
At signal, from within the box, engage target with 4 rounds to the body and 2 rounds to the head.	The front of the box is a forward fault line.



This side of page is for illustration only. Back side is the official stage description.



2025 Bama Belle/Bo

Welcome to the Warm-Up. I am Bret Henderson your CSO and am assisted by Allen Reed, Scott Willis, and Jeremy Rousseau.

This is an unlimited scoring stage with 1 paper target. The round count is 6 and concealment is required for pistol shooters.

Scenario: A slow morning warm-up turns hot real quick as threats appear downrange. Keep your head clear and your shots true.

Start position: Standing completely within the box at P1, firearm loaded with 4 rounds. Pistol holstered and concealed. PCC loaded, charged, safety on, pointed at mark on the ground.

At signal, from within the box, engage target with 4 rounds to the body and 2 rounds to the head.

We will score the best 4 to the body, 2 to the head..

This stage follows the 180-degree muzzle safe rule.

Notes: The front of the box is a forward fault line.

You now have 3 minutes to review the stage.

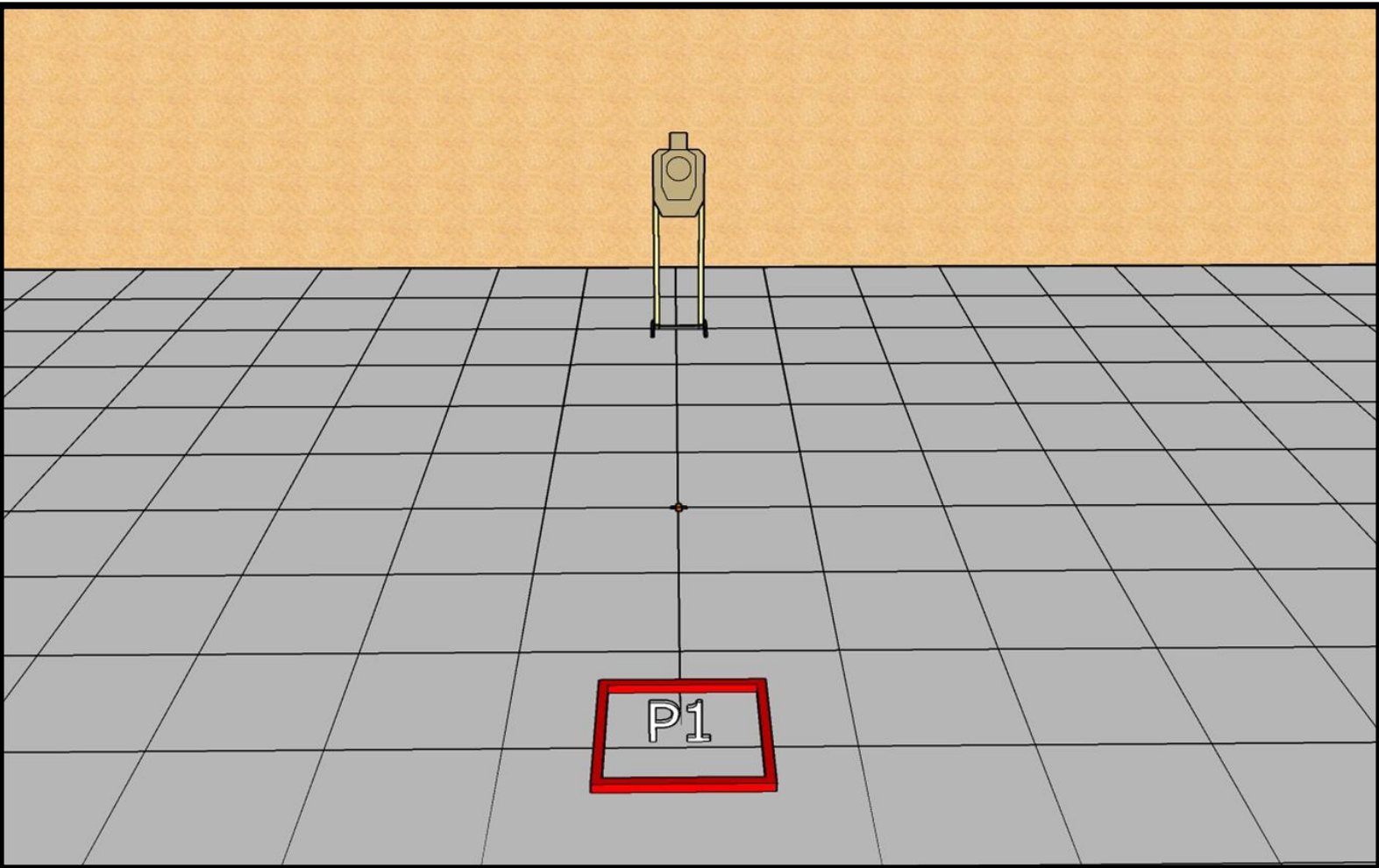


Stage Name: Warm Up Bay: All Stage Designer: A. Barr, A. Love, M. Goodman Rules: 2026.2 rule book (amended 10-Jan-2026) Muzzle safe: 180° or red poles on side berms PPDS: Per CSO instructions	Scoring: Unlimited Targets: 1 threat Round count: 6 Scored Hits: Best 4 body, Best 2 head Concealment: Required Start-Stop: Audible/Last shot
--	--

Scenario
 A slow morning warm-up turns hot real quick as threats appear downrange. Keep your head clear and your shots true.

Start Position
 Standing completely within the box at P1, firearm loaded with 4 rounds. Pistol holstered and concealed. PCC loaded, charged, safety on, pointed at mark on the ground.

Stage Procedure	Notes
At signal, from within the box, engage target with 4 rounds to the body and 2 rounds to the head.	The front of the box is a forward fault line.



This side of page is for illustration only. Back side is the official stage description.



2025 Bama Belle/Bo

Welcome to the Warm-Up. I am Aaron Wilcox your CSO and am assisted by Chris Booth, Steven Cothran, and Robert Rampersaud.

This is an unlimited scoring stage with 1 paper target. The round count is 6 and concealment is required for pistol shooters.

Scenario: A slow morning warm-up turns hot real quick as threats appear downrange. Keep your head clear and your shots true.

Start position: Standing completely within the box at P1, firearm loaded with 4 rounds. Pistol holstered and concealed. PCC loaded, charged, safety on, pointed at mark on the ground.

At signal, from within the box, engage target with 4 rounds to the body and 2 rounds to the head.

We will score the best 4 to the body, 2 to the head..

This stage follows the 180-degree muzzle safe rule.

Notes: The front of the box is a forward fault line.

You now have 3 minutes to review the stage.

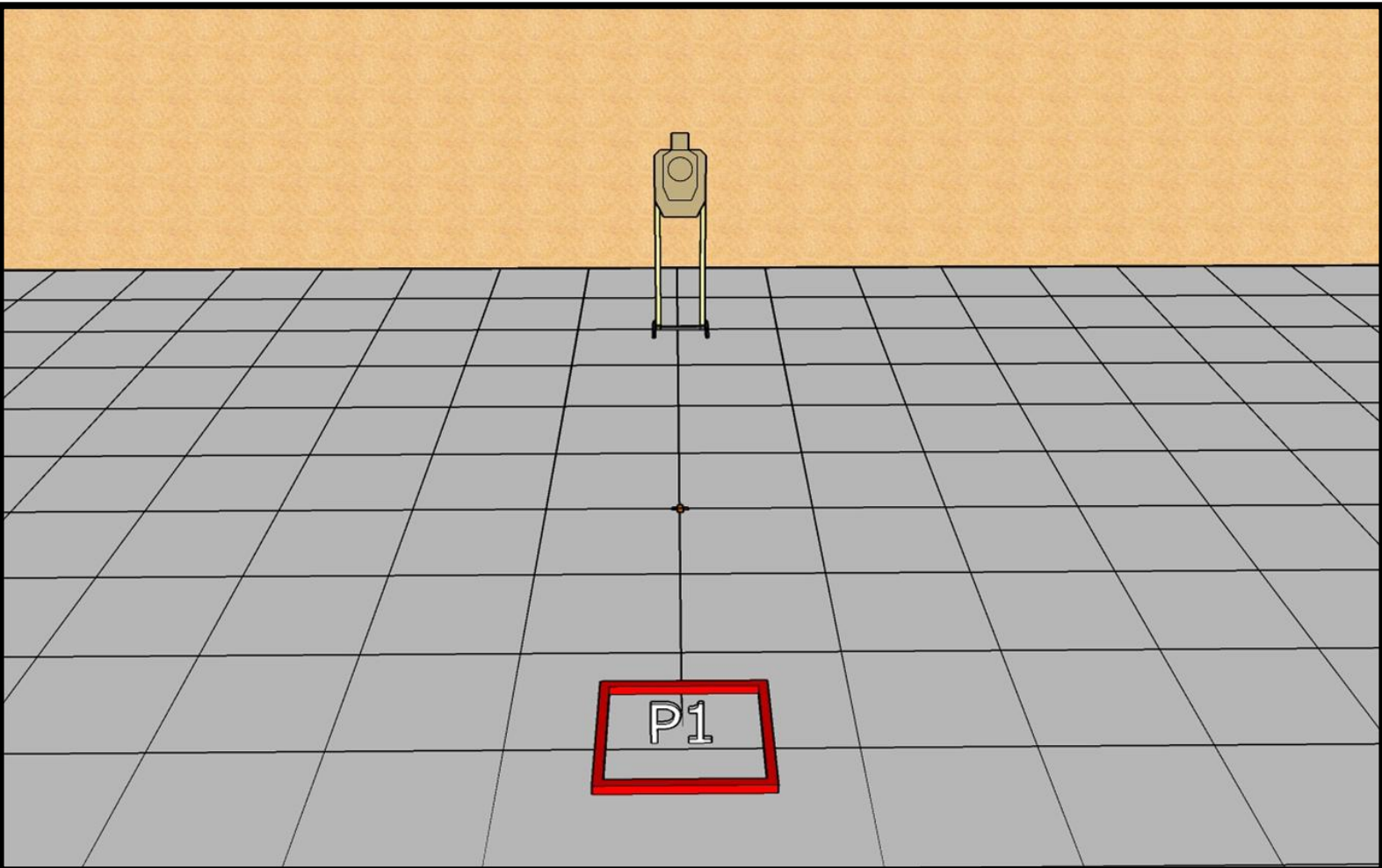


Stage Name: Warm Up Bay: All Stage Designer: A. Barr, A. Love, M. Goodman Rules: 2026.2 rule book (amended 10-Jan-2026) Muzzle safe: 180° or red poles on side berms PPDS: Per CSO instructions	Scoring: Unlimited Targets: 1 threat Round count: 6 Scored Hits: Best 4 body, Best 2 head Concealment: Required Start-Stop: Audible/Last shot
--	--

Scenario
 A slow morning warm-up turns hot real quick as threats appear downrange. Keep your head clear and your shots true.

Start Position
 Standing completely within the box at P1, firearm loaded with 4 rounds. Pistol holstered and concealed. PCC loaded, charged, safety on, pointed at mark on the ground.

Stage Procedure	Notes
At signal, from within the box, engage target with 4 rounds to the body and 2 rounds to the head.	The front of the box is a forward fault line.



This side of page is for illustration only. Back side is the official stage description.



2025 Bama Belle/Bo

Welcome to the Warm-Up. I am Scott Johnson your CSO and am assisted by Stephanie Johnson, Eddie Simons, and Jose Medina.

This is an unlimited scoring stage with 1 paper target. The round count is 6 and concealment is required for pistol shooters.

Scenario: A slow morning warm-up turns hot real quick as threats appear downrange. Keep your head clear and your shots true.

Start position: Standing completely within the box at P1, firearm loaded with 4 rounds. Pistol holstered and concealed. PCC loaded, charged, safety on, pointed at mark on the ground.

At signal, from within the box, engage target with 4 rounds to the body and 2 rounds to the head.

We will score the best 4 to the body, 2 to the head..

This stage follows the 180-degree muzzle safe rule.

Notes: The front of the box is a forward fault line.

You now have 3 minutes to review the stage.

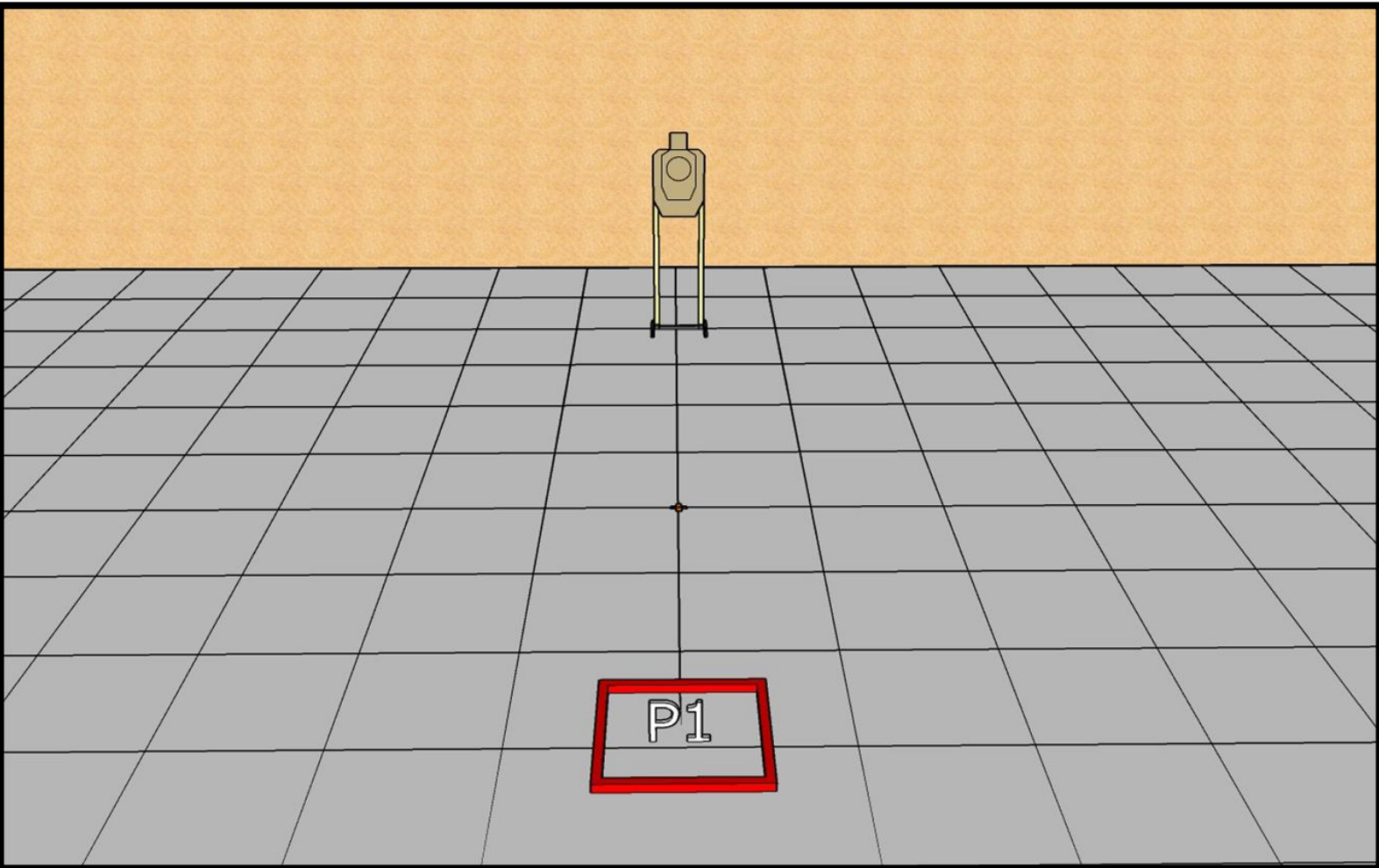


Stage Name: Warm Up Bay: All Stage Designer: A. Barr, A. Love, M. Goodman Rules: 2026.2 rule book (amended 10-Jan-2026) Muzzle safe: 180° or red poles on side berms PPDS: Per CSO instructions	Scoring: Unlimited Targets: 1 threat Round count: 6 Scored Hits: Best 4 body, Best 2 head Concealment: Required Start-Stop: Audible/Last shot
--	--

Scenario
 A slow morning warm-up turns hot real quick as threats appear downrange. Keep your head clear and your shots true.

Start Position
 Standing completely within the box at P1, firearm loaded with 4 rounds. Pistol holstered and concealed. PCC loaded, charged, safety on, pointed at mark on the ground.

Stage Procedure	Notes
At signal, from within the box, engage target with 4 rounds to the body and 2 rounds to the head.	The front of the box is a forward fault line.



This side of page is for illustration only. Back side is the official stage description.



2025 Bama Belle/Bo

Welcome to the Warm-Up. I am Rich Glickstein your CSO and am assisted by Jeff Harrison, Kris Walley, and Shawn Hallinan.

This is an unlimited scoring stage with 1 paper target. The round count is 6 and concealment is required for pistol shooters.

Scenario: A slow morning warm-up turns hot real quick as threats appear downrange. Keep your head clear and your shots true.

Start position: Standing completely within the box at P1, firearm loaded with 4 rounds. Pistol holstered and concealed. PCC loaded, charged, safety on, pointed at mark on the ground.

At signal, from within the box, engage target with 4 rounds to the body and 2 rounds to the head.

We will score the best 4 to the body, 2 to the head..

This stage follows the 180-degree muzzle safe rule.

Notes: The front of the box is a forward fault line.

You now have 3 minutes to review the stage.

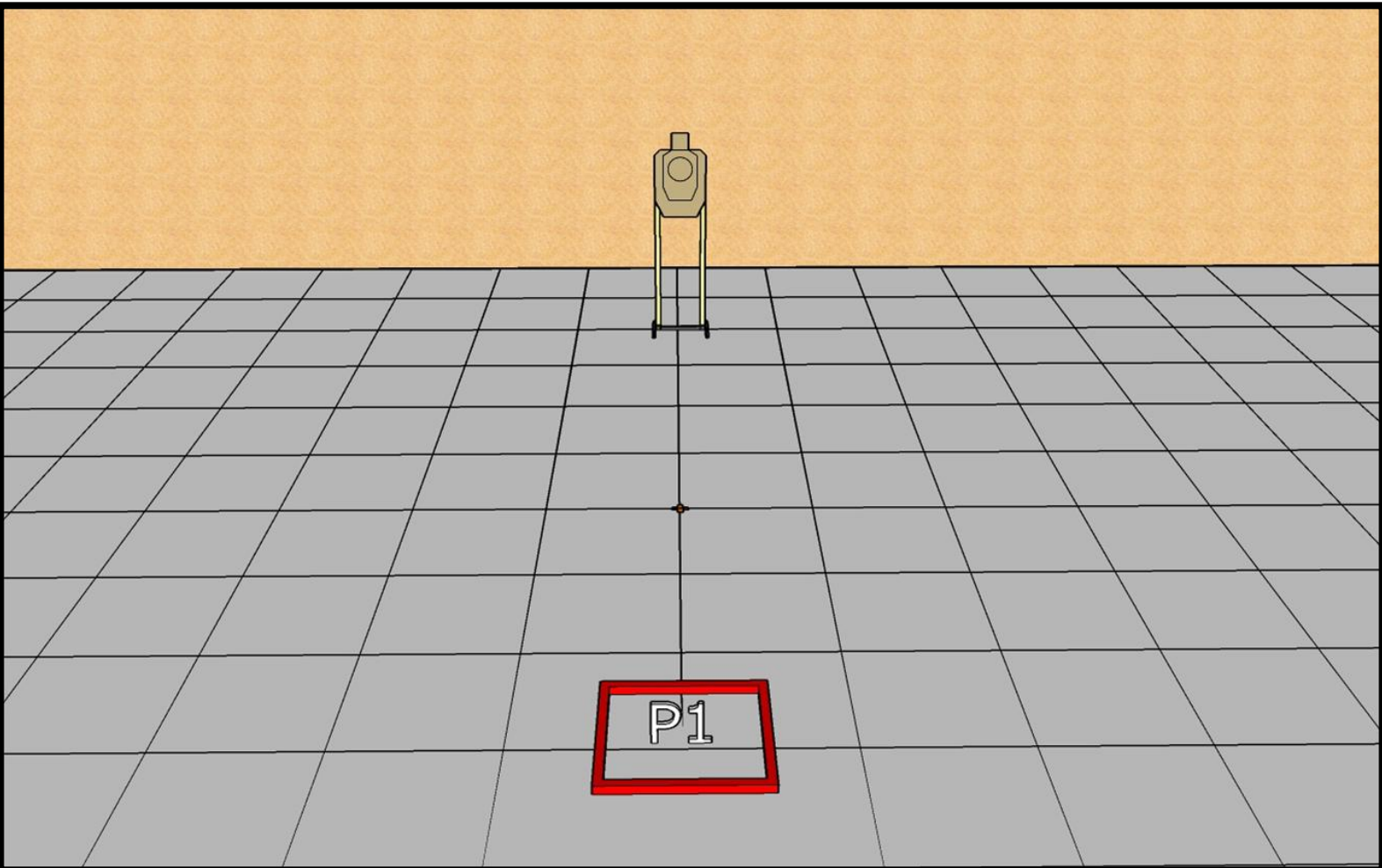


Stage Name: Warm Up Bay: All Stage Designer: A. Barr, A. Love, M. Goodman Rules: 2026.2 rule book (amended 10-Jan-2026) Muzzle safe: 180° or red poles on side berms PPDS: Per CSO instructions	Scoring: Unlimited Targets: 1 threat Round count: 6 Scored Hits: Best 4 body, Best 2 head Concealment: Required Start-Stop: Audible/Last shot
--	--

Scenario
 A slow morning warm-up turns hot real quick as threats appear downrange. Keep your head clear and your shots true.

Start Position
 Standing completely within the box at P1, firearm loaded with 4 rounds. Pistol holstered and concealed. PCC loaded, charged, safety on, pointed at mark on the ground.

Stage Procedure	Notes
At signal, from within the box, engage target with 4 rounds to the body and 2 rounds to the head.	The front of the box is a forward fault line.



This side of page is for illustration only. Back side is the official stage description.



2025 Bama Belle/Bo

Welcome to the Warm-Up. I am Ramiro Macias your CSO and am assisted by Brent Sizemore, Matt Sims, and Rolando Cavazos.

This is an unlimited scoring stage with 1 paper target. The round count is 6 and concealment is required for pistol shooters.

Scenario: A slow morning warm-up turns hot real quick as threats appear downrange. Keep your head clear and your shots true.

Start position: Standing completely within the box at P1, firearm loaded with 4 rounds. Pistol holstered and concealed. PCC loaded, charged, safety on, pointed at mark on the ground.

At signal, from within the box, engage target with 4 rounds to the body and 2 rounds to the head.

We will score the best 4 to the body, 2 to the head..

This stage follows the 180-degree muzzle safe rule.

Notes: The front of the box is a forward fault line.

You now have 3 minutes to review the stage.

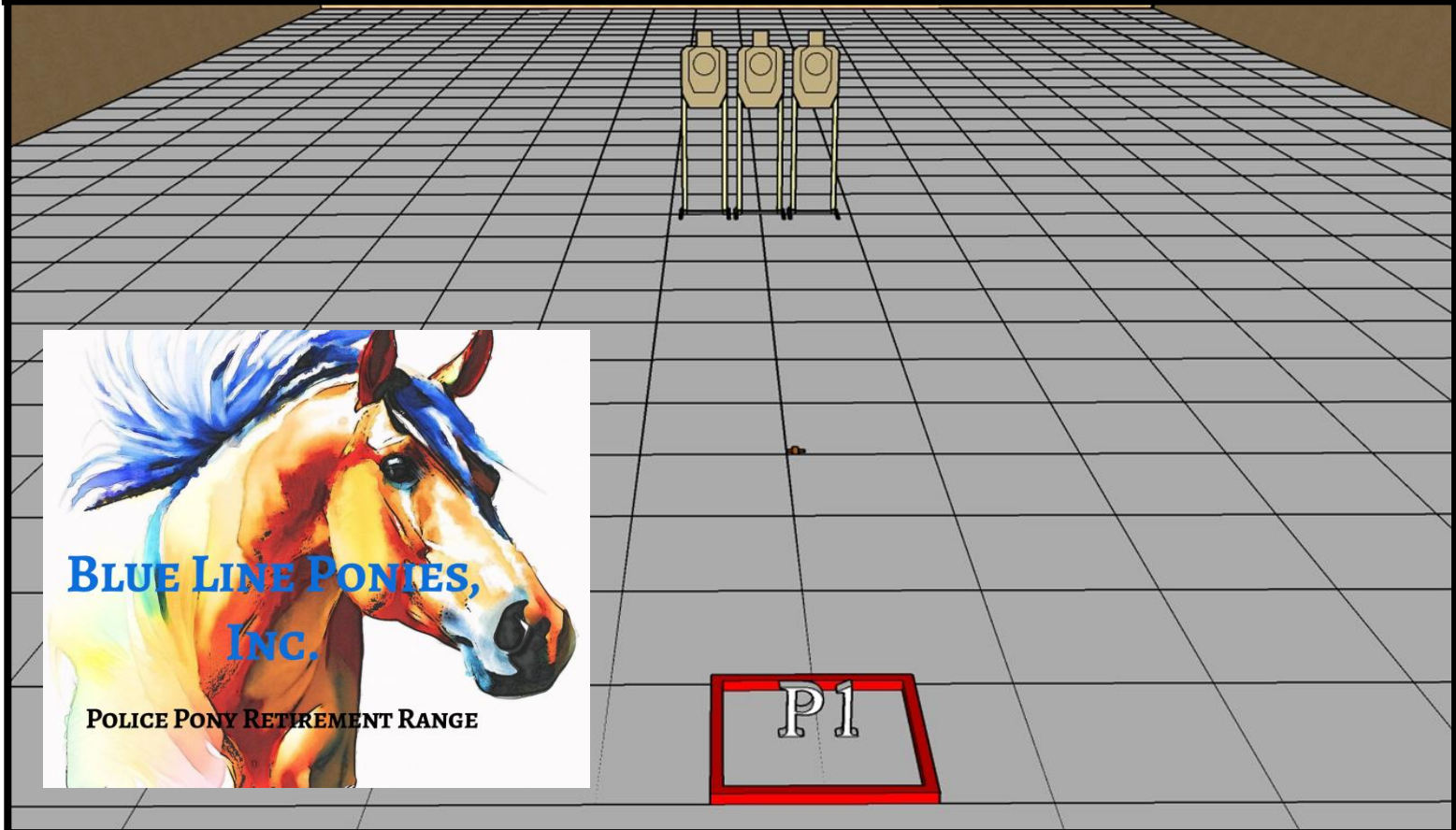


NOTE: Scores from this stage are not included in match results.

This is a fundraiser stage -
 Suggested donation:
 1 try for \$10.00, 3 tries for \$25.00

Stage Name: El Pres (Fundraiser) Bay: 7 Stage Designer: A. Barr, A. Love, M. Goodman Rules: Muzzle safe: 180° or red poles on side berms PPDS: Per CSO instructions	Scoring: Limited Targets: 3 threat Round count: 6 Scored Hits: Best 1 per paper body Best 1 per paper head Concealment: Optional Start-Stop: Audible/Last shot
--	--

Scenario	
Standards Stage.	
Start Position	
Standing completely within the box at P1, facing uprange, in surrender position with hands above shoulders, firearm loaded with 6 rounds. Pistol holstered. PCC loaded, charged, safety on, low ready pointed at mark on the ground. Additional loading devices loaded to division capacity and stowed.	
Stage Procedure	Notes
At signal, from completely within the box at P1, engage targets with 1 round each to the body, THEN engage targets with 1 round each to the head.	<p>- Scores from this stage are not included in match results.</p> <p>- Suggested donation: 1 try for \$10.00, 3 tries for \$25.00</p>




This side of page is for illustration only. Back side is the official stage description.



NOTE: Scores from this stage are not included in match results.

This is a fundraiser stage -
 Suggested donation:
 1 try for \$10.00, 3 tries for \$25.00

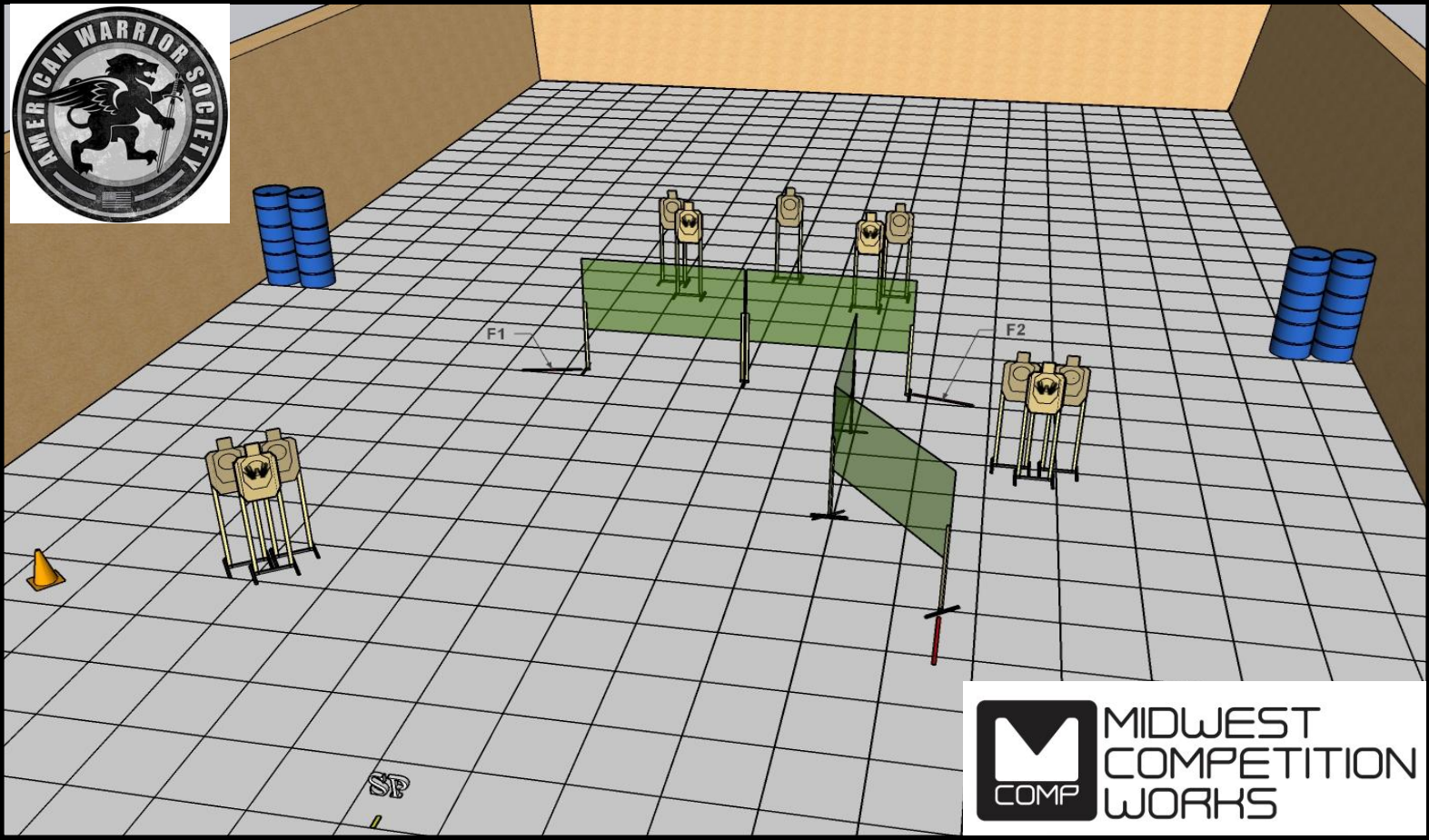
Stage Name: Dickens Mini (Fundraiser) Bay: 8 Stage Designer: A. Barr, A. Love, M. Goodman Rules: Muzzle safe: 180° or red poles on side berms PPDS: Per CSO instructions	Scoring: Limited Targets: 1 threat Round count: 10 Scored Hits: Best 8 per paper Concealment: Optional Start-Stop: Audible/Last shot
Scenario	
Standards stage.	
Start Position	
Standing completely in the box at P1, firearm loaded to division capacity. Pistol holstered and concealed. PCC charged, safety on, low ready, pointed at mark on the ground.	
Stage Procedure	Notes
At signal, from completely within the box at P1, engage T1 with all 10 rounds.	<p>- Scores from this stage are not included in match results.</p> <p>- Suggested donation: 1 try for \$10.00, 3 tries for \$25.00</p>



This side of page is for illustration only. Back side is the official stage description.

Stage Name: Sweet Home Send-off Bay: 9 Stage Designer: A. Barr, A. Love, M. Goodman Rules: 2026.2 rule book (amended 10-Jan-2026) Muzzle safe: 180° or red poles on side berms. Cone extends 180°. PPDS: Per CSO instructions	Scoring: Unlimited Targets: 9 threat, 4 non-threat Round count: 18 Scored Hits: Best 2 per paper, Concealment: Required Start-Stop: Audible/Last shot
--	--

Scenario	
It's a warm Southern evening. The sun dips low as you step onto the porch to grab your Amazon package before the daylight fades. You look up to see porch pirates charging at you. Defend yourself and your Amazon Prime deal!	
Start Position	
Standing at SP, one foot touching the start stick, firearm loaded to division capacity. Pistol holstered and concealed, holding the package in front of you with both hands. PCC charged, safety on, firearm held in weak hand, pointed down-range, package held in strong hand.	
Stage Procedure	Notes
At signal, engage targets in tactical priority.	All barrels are hardcover. Fault lines at F1 and F2 are terminated.



This side of page is for illustration only. Back side is the official stage description.



2025 Bama Belle/Bo

Welcome to bay 9 - Sweet Home Send-off, sponsored by American Warrior Society and Midwest Competition Works. I am Kyle Sandlin your CSO and am assisted by Chris Johnson, and Brent Gibbs.

This is an unlimited scoring stage with 9 paper targets. The round count is 18 and concealment is required for pistol shooters.

Scenario: It's a warm Southern evening. The sun dips low as you step onto the porch to grab your Amazon package before the daylight fades. You look up to see porch pirates charging at you. Defend yourself and your Amazon Prime deal!

Start position: Standing at SP, one foot touching the start stick, firearm loaded to division capacity. Pistol holstered and concealed, holding the package in front of you with both hands. PCC charged, safety on, firearm held in weak hand, pointed down-range, package held in strong hand.

At the signal, engage targets in tactical priority.

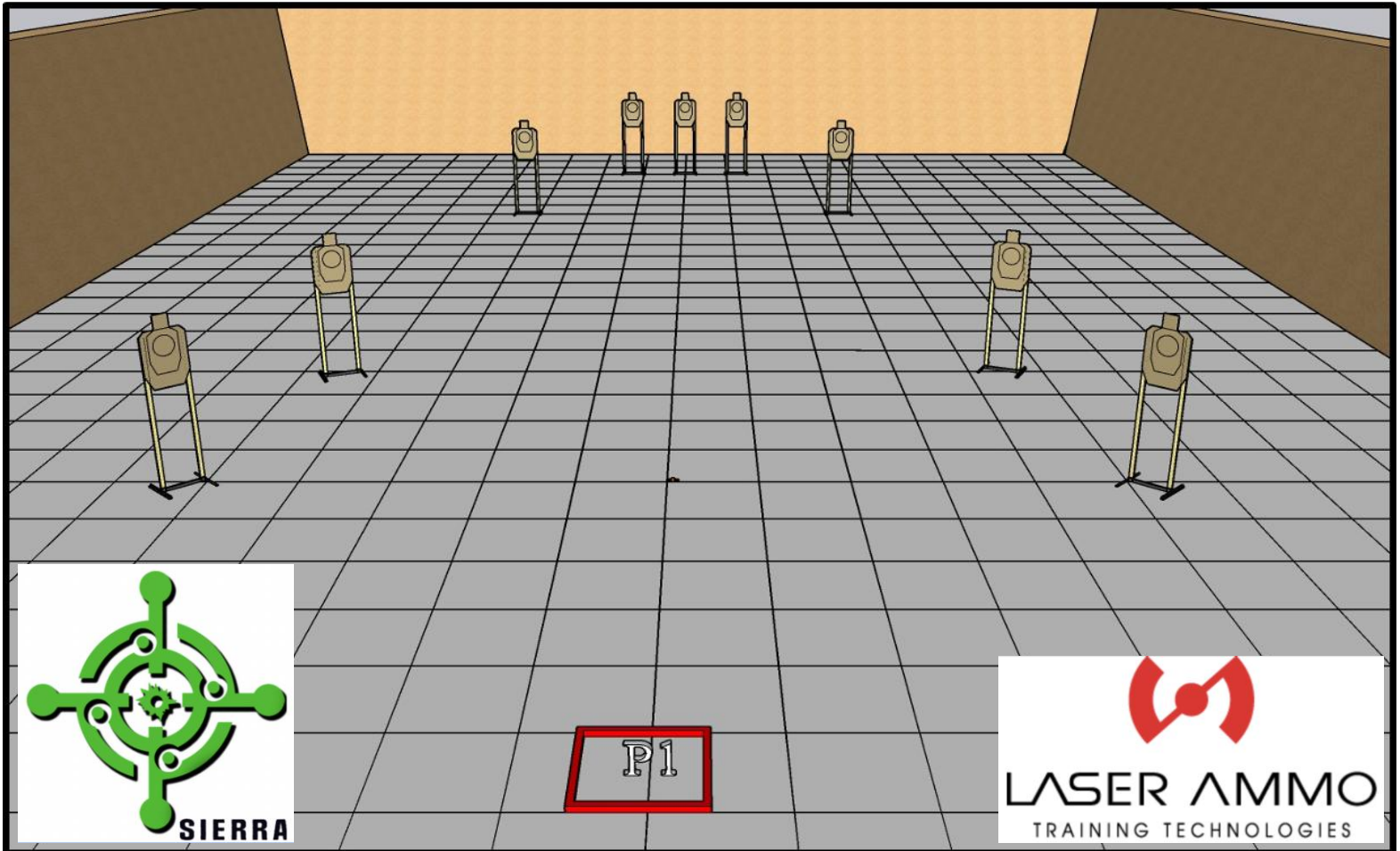
We will score the best 2 per paper.

This stage follows the 180-degree muzzle safe rule. Orange cone extends the 180. All barrels are hardcover.

You now have 3 minutes to review the stage.



Stage Name: Standards Bay: 10 Stage Designer: A. Barr, A. Love, M. Goodman Rules: 2026.2 rule book (amended 10-Jan-2026) Muzzle safe: 180° or red poles on side berms PPDS: Per CSO instructions	Scoring: Unlimited Targets: 9 threat Round count: 18 Scored Hits: Best 2 per paper, Concealment: Optional Start-Stop: Audible/Last shot
Scenario	
Standards Stage.	
Start Position	
Standing completely in the box at P1, firearm loaded to division capacity. Pistol holstered. PCC charged, safety on, low ready, pointed at mark on the ground.	
Stage Procedure	Notes
At signal, engage targets in tactical priority from completely within the box at P1	



This side of page is for illustration only. Back side is the official stage description.



2025 Bama Belle/Bo

Welcome to bay 10 - Standards, sponsored by Laser Ammo and Sierra Bravo on Target. I am Adam Crockett your CSO and am assisted by Blaine Sullivan, and Frank Scalise.

This is an unlimited scoring stage with 9 paper targets. The round count is 18 and concealment is optional for pistol shooters.

Scenario: Standards stage.

Start position: Standing completely in the box at P1, firearm loaded to division capacity. Pistol holstered. PCC charged, safety on, low ready, pointed at mark on the ground.

At signal, engage targets in tactical priority from completely within the box at P1.

We will score the best 2 per paper.

This stage follows the 180-degree muzzle safe rule.

You now have 3 minutes to review the stage.



Stage Name: Get A Grip

Bay: 13

Stage Designer: A. Barr, A. Love, M. Goodman

Rules: 2026.2 rule book (amended 10-Jan-2026)

Muzzle safe: 180° or red poles on side berms

PPDS: Per CSO instructions

Scoring: Unlimited

Targets: 8 threat, 4 non-threat

Round count: 16

Scored Hits: Best 2 per paper

Concealment: Required

Start-Stop: Audible/Last shot

Scenario

While working a display booth, armed thieves rush in to steal your gear. Get a grip and stop the threat before they take control.


Start Position

Standing at SP, one foot touching the start stick, firearm loaded to division capacity. Pistol holstered and concealed. PCC charged, safety on, low ready, pointed at mark on the ground.

Stage Procedure

At signal, engage targets in tactical priority.

Notes



This side of page is for illustration only. Back side is the official stage description.



2025 Bama Belle/Bo

Welcome to bay 13 – Get a Grip, sponsored by LOK Grips and The Beltman. I am Ryan Hand your CSO and am assisted by Bryant Brough, Deland Barr, and Scott Haight.

This is an unlimited scoring stage with 8 paper targets. The round count is 16 and concealment is required for pistol shooters.

Scenario: While working a display booth, armed thieves rush in to steal your gear. Get a grip and stop the threat before they take control.

Start position: Standing at SP, one foot touching the start stick, firearm loaded to division capacity. Pistol holstered and concealed. PCC charged, safety on, low ready, pointed at mark on the ground.

At the signal, engage targets in tactical priority.

We will score the best 2 per paper.

This stage follows the 180-degree muzzle safe rule.

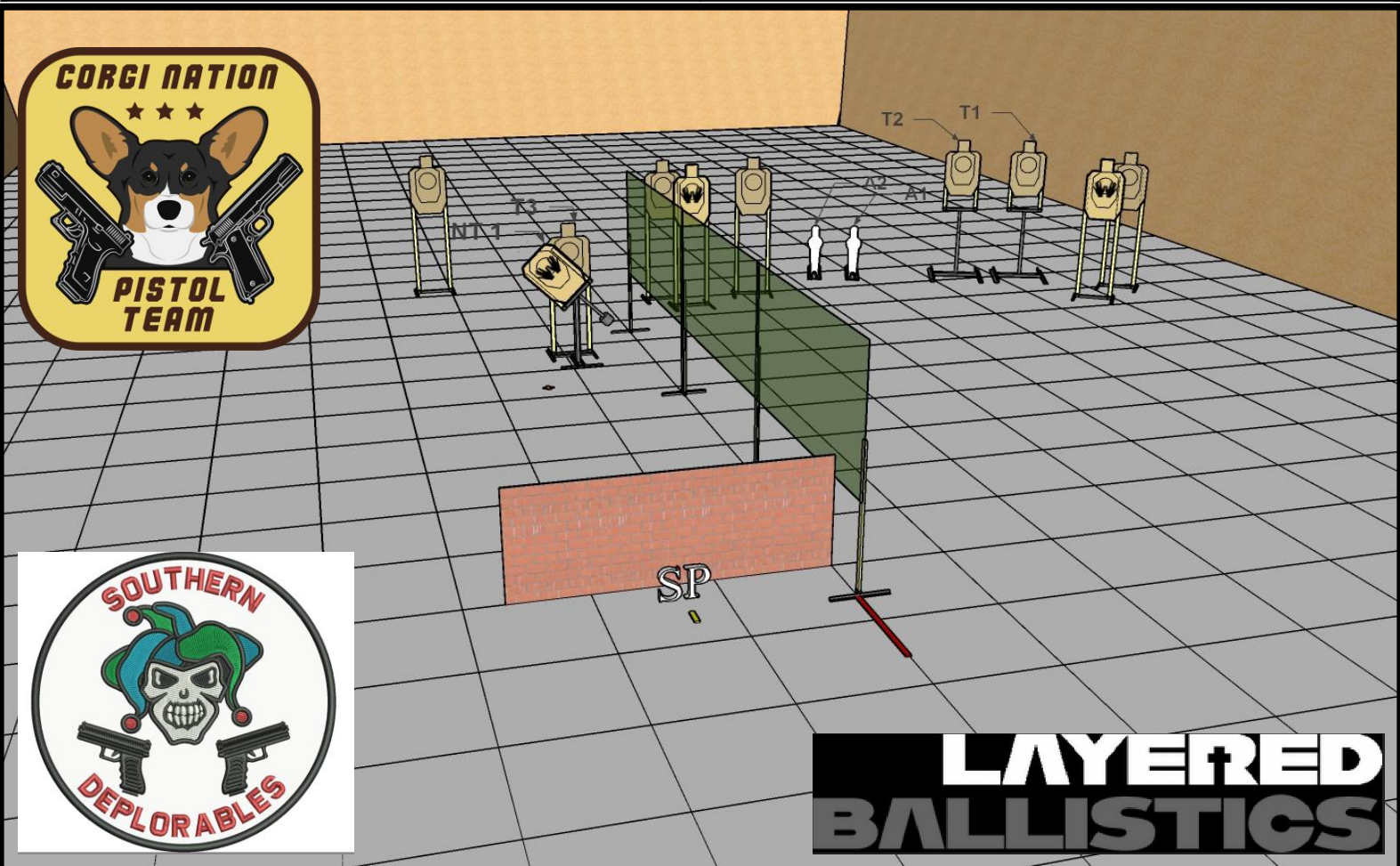
You now have 3 minutes to review the stage.

Stage Name: Gator Trouble in the Bayou Bay: 14 Stage Designer: A. Barr, A. Love, M. Goodman Rules: 2026.2 rule book (amended 10-Jan-2026) Muzzle safe: 180° or red poles on side berms PPDS: Per CSO instructions	Scoring: Unlimited Targets: 7 threat, 3 non-threat, 2 steel Round count: 17 Scored Hits: Best 3 on T3 Best 2 per remaining paper Steel must fall Concealment: Required Start-Stop: Audible/Last shot
--	---

Scenario
 While searching the bayou for your missing dog, you take cover behind a brick wall when poachers open fire. With threats advancing and gators nearby, you must engage to stop the attack.

Start Position
 Standing at SP, one foot touching the start stick, firearm loaded to division capacity. Pistol/PCC held in weak hand, charged, safety on, low ready, pointed at mark on the ground. Pistol only, strong hand must be relaxed at your side.

Stage Procedure	Notes
At signal, engage T3 with 3 rounds, weak hand/side only. Engage remaining targets in tactical priority freestyle.	<ul style="list-style-type: none"> - Rope pulls (NT1) out of way to expose threat target (T3) body. - A1 activates T2, A2 activates T1. Neither are visible at rest.



This side of page is for illustration only. Back side is the official stage description.



2025 Bama Belle/Bo

Welcome to bay 14 – Gator Trouble in the Bayou, sponsored by Corgi Nation Pistol Team, Southern Deplorables, and Layered Ballistics. I am Bret Henderson your CSO and am assisted by Allen Reed, Scott Willis, and Jeremy Rousseau.

This is an unlimited scoring stage with 7 paper and 2 steel targets. The round count is 17 and concealment is required for pistol shooters.

Scenario: While searching the bayou for your missing dog, you take cover behind a brick wall when poachers open fire. With threats advancing and gators nearby, you must engage to stop the attack.

Start position: Standing at SP, one foot touching the start stick, firearm loaded to division capacity. Pistol/PCC held in weak hand, charged, safety on, low ready, pointed at mark on the ground. Pistol only, strong hand must be relaxed at your side.

At the signal, engage T3 with 3 rounds, weak hand/side only. Engage remaining targets in tactical priority freestyle.

We will score the best 3 per paper on T3, 2 per paper for remaining paper targets. Steel must fall.

This stage follows the 180-degree muzzle safe rule.


Notes: Rope pulls (NT1) out of way to expose threat target (T3) body. A1 activates T2, A2 activates T1. Neither are visible at rest.

You now have 3 minutes to review the stage.



<p>Stage Name: County Pie Festival Crisis</p> <p>Bay: 15</p> <p>Stage Designer: A. Barr, A. Love, M. Goodman</p> <p>Rules: 2026.2 rule book (amended 10-Jan-2026)</p> <p>Muzzle safe: 180° or red poles on side berms</p> <p>PPDS: Per CSO instructions</p>	<p>Scoring: Unlimited</p> <p>Targets: 8 threat, 4 non-threat</p> <p>Round count: 16</p> <p>Scored Hits: Best 2 per paper,</p> <p>Concealment: Required</p> <p>Start-Stop: Audible/Last shot</p>
---	---

Scenario	
It's the morning of the County Pie Festival, and you're perfecting your blue-ribbon pie when armed intruders burst in! Someone doesn't want you—or your pie—to win. Grab that rolling pin and defend your kitchen!	
Start Position	
Standing at SP, one foot touching the start stick, firearm loaded to division capacity. Pistol holstered and concealed. PCC charged, safety on, gun on the table pointing down range. Both hands holding the rolling pin.	
Stage Procedure	Notes
At signal, engage targets in tactical priority.	<ul style="list-style-type: none"> - Rolling pin activates swinger. - All barrels are Vision Barriers.



This side of page is for illustration only. Back side is the official stage description.



2025 Bama Belle/Bo

Welcome to bay 15 – County Pie Festival Crisis, sponsored by Springer Precision and Bunker Ballistics. I am Aaron Wilcox your CSO and am assisted by Chris Booth, Steven Cothran, and Robert Rampersaud.

This is an unlimited scoring stage with 8 paper targets. The round count is 16 and concealment is required for pistol shooters.

Scenario: It's the morning of the County Pie Festival, and you're perfecting your blue-ribbon pie when armed intruders burst in! Someone doesn't want you—or your pie—to win. Grab that rolling pin and defend your kitchen!

Start position: Standing at SP, one foot touching the start stick, firearm loaded to division capacity. Pistol holstered and concealed. PCC charged, safety on, gun on the table pointing down range. Both hands holding the rolling pin.

At the signal, engage targets in tactical priority.

We will score the best 2 per paper.


This stage follows the 180-degree muzzle safe rule. All barrels are vision barriers.

Note: Rolling pin activates swinger.

You now have 3 minutes to review the stage.

<p>Stage Name: Back Row Baptists Bay: 16 Stage Designer: A. Barr, A. Love, M. Goodman Rules: 2026.2 rule book (amended 10-Jan-2026) Muzzle safe: 180° or red poles on side berms PPDS: Per CSO instructions</p>	<p>Scoring: Unlimited Targets: 8 threat, 3 non-threat Round count: 16 Scored Hits: Best 2 per paper Concealment: Required Start-Stop: Audible/Last shot</p>
--	--

Scenario	
You're on duty in the back row when armed intruders storm the church. One seizes the pastor at the pulpit while his accomplices spread chaos. You must stop the threats and protect the congregation.	
Start Position	
Standing at SP, one foot touching the start stick, firearm loaded to division capacity. Pistol holstered and concealed. PCC charged, safety on, low ready, pointed at mark on the ground.	
Stage Procedure	Notes
At signal, engage targets in tactical priority.	<ul style="list-style-type: none"> - Barrel terminates fault line at P1 & P2. - All barrels are hardcover.



This side of page is for illustration only. Back side is the official stage description.



2025 Bama Belle/Bo

Welcome to bay 16 – Back Row Baptists, sponsored by Stan Chen and Midwest Competition Works. I am Scott Johnson your CSO and am assisted by Stephanie Johnson, Eddie Simons, and Jose Medina.

This is an unlimited scoring stage with 8 paper targets. The round count is 16 and concealment is required for pistol shooters.

Scenario: You're on duty in the back row when armed intruders storm the church. One seizes the pastor at the pulpit while his accomplices spread chaos. You must stop the threats and protect the congregation.

Start position: Standing at SP, one foot touching the start stick, firearm loaded to division capacity. Pistol holstered and concealed. PCC charged, safety on, low ready, pointed at mark on the ground.

At the signal, engage targets in tactical priority.

We will score the best 2 per paper.

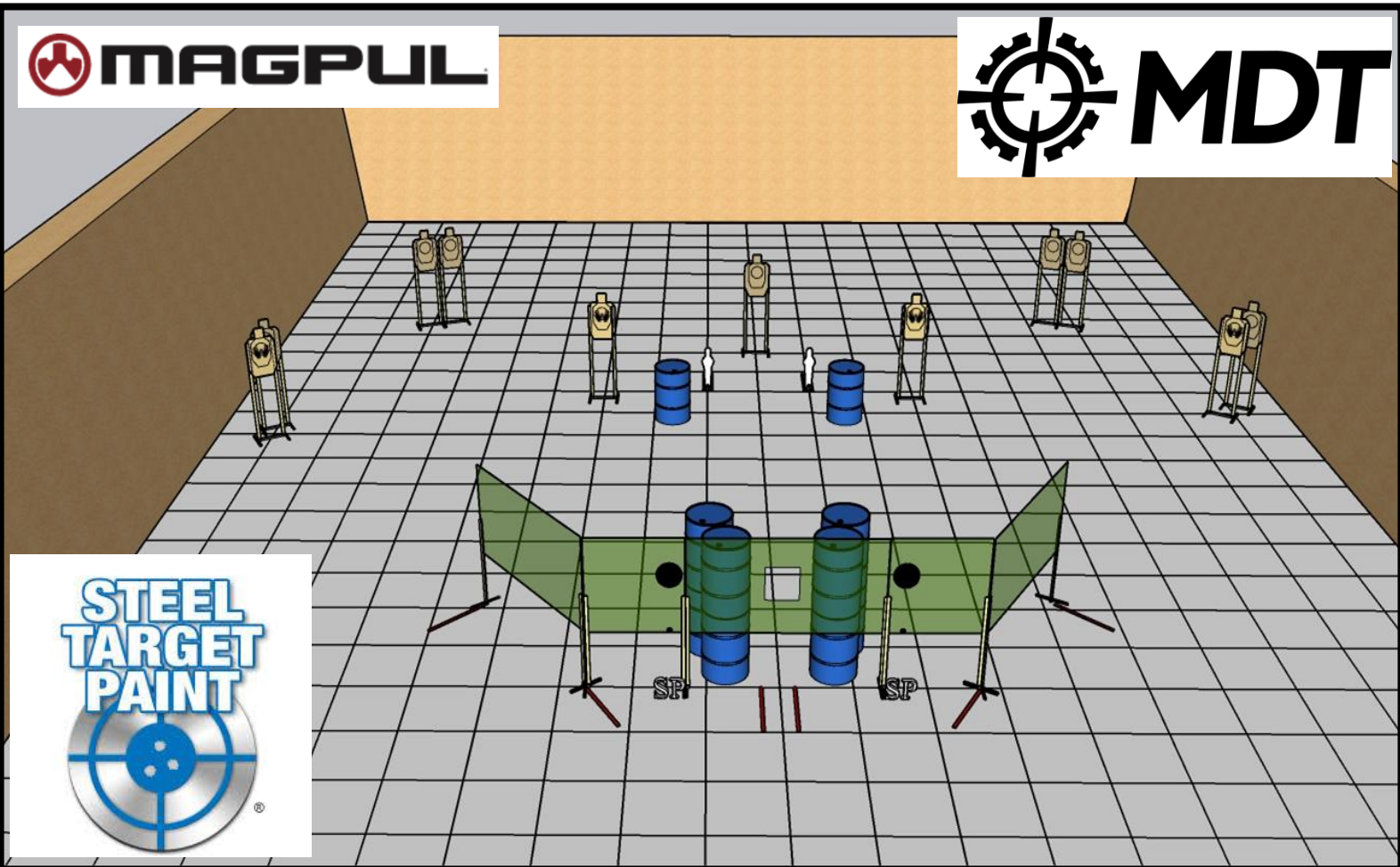
This stage follows the 180-degree muzzle safe rule. All barrels are hardcover. Barrel terminates fault line at P1 & P2.

You now have 3 minutes to review the stage.



Stage Name: Bama Belle and Bama Bo Team-up Bay: 17 Stage Designer: A. Barr, A. Love, M. Goodman Rules: 2026.2 rule book (amended 10-Jan-2026) Muzzle safe: 180° or red poles on side berms PPDS: Per CSO instructions	Scoring: Unlimited Targets: 7 threat, 4 non-threat, 2 steel Round count: 16 Scored Hits: Best 2 per paper, Steel must fall Concealment: Required Start-Stop: Audible/Last shot
--	---

Scenario	
The Bama Bo cohorts uncover a gang stirring up trouble in town. They enlist the Bama Belle squad to take the gang down and restore order. Can they stop them in time?	
Start Position	
Standing at SP, firearm loaded to division capacity Pistol holstered and concealed. Both hands on black dot. PCC charged, safety on, low ready, pointed at mark on wall.	
Stage Procedure	Notes
At signal, engage targets in tactical priority.	All barrels are hardcover.



This side of page is for illustration only. Back side is the official stage description.



2025 Bama Belle/Bo

Welcome to bay 17 – Bama Belle and Bama Bo Team-up, sponsored by Magpul, MDT, and Steel Target Paint. I am Rich Glickstein your CSO and am assisted by Jeff Harrison, Kris Walley, and Shawn Hallinan.

This is an unlimited scoring stage with 7 paper and 2 steel targets. The round count is 16 and concealment is required for pistol shooters.

Scenario: The Bama Bo cohorts uncover a gang stirring up trouble in town. They enlist the Bama Belle squad to take the gang down and restore order. Can they stop them in time?

Start position: Standing at SP, firearm loaded to division capacity Pistol holstered and concealed. Both hands on black dot. PCC charged, safety on, low ready, pointed at mark on wall.

At the signal, engage targets in tactical priority.


We will score the best 2 per paper. Steel must fall.

This stage follows the 180-degree muzzle safe rule. All barrels are hardcover.

You now have 3 minutes to review the stage.

Stage Name: Nightclub Bay: 18 Stage Designer: A. Barr, A. Love, M. Goodman Rules: 2026.2 rule book (amended 10-Jan-2026) Muzzle safe: 180° or red poles on side berms PPDS: Per CSO instructions	Scoring: Unlimited Targets: 8 threat, 3 non-threat Round count: 17 Scored Hits: T1 best 2 per paper body, 1 per paper head, Remaining targets best 2 per paper. Concealment: Optional Start-Stop: Audible/Last shot
---	--

Scenario	
You're sitting at the bar at your favorite nightclub when your violent ex storms in with armed friends. Chaos erupts—you must fight to survive.	
Start Position	
Sitting at SP, hands on knees, back resting on chair. Firearm unloaded on the table, slide/cylinder/bolt closed, pointing down range. All loading devices on the table.	
Stage Procedure	Notes
At signal, engage T1 with 2 rounds to the body and 1 to the head. Engage remaining targets in tactical priority.	All barrels are hardcover.





2025 Bama Belle/Bo

Welcome to bay 18 – Nightclub, sponsored by The Defensive Vest Lady, and Red Hill Tactical. I am Ramiro Macias your CSO and am assisted by Brent Sizemore, Matt Sims, and Rolando Cavazos.

This is an unlimited scoring stage with 8 paper targets. The round count is 17 and concealment is optional for pistol shooters.

Scenario: You're sitting at the bar at your favorite nightclub when your violent ex storms in with armed friends. Chaos erupts—you must fight to survive.

Start position: Sitting at SP, hands on knees, back resting on chair. Firearm unloaded on the table, slide/cylinder/bolt closed, pointing down range. All loading devices on the table.

At signal, engage T1 with 2 rounds to the body and 1 to the head. Engage remaining targets in tactical priority.

We will score T1 best 2 per paper body, 1 per paper head. Remaining targets best 2 per paper.

This stage follows the 180-degree muzzle safe rule. All barrels are hardcover.

You now have 3 minutes to review the stage.