




Stage Name: Warm Up Bay: All Stage Designer: M. Goodman Rules: 2024 rule book (amended 14-DEC-2023) Muzzle safe: 180° or red poles on side berms PPDS: Per CSO instructions	Scoring: Unlimited Targets: 1 Paper Round count: 6 Scored Hits: Best 4 per paper body Best 2 per paper head Concealment: Required Start-Stop: Audible/Last shot
--	---

Scenario
 The stranger with a weapon keeps closing and won't take, "Go away" for an answer. When they get to 21 feet, you have no choice. Defend yourself.

Start Position
 Standing behind yellow fault line, pistol loaded with 4 rounds, holstered and concealed. PCC loaded with 4 rounds, at low ready pointed at mark on ground.

Stage Procedure	Notes
At signal, from behind the fault line, engage target body with 4 rounds and engage target head with 2 rounds.	Remaining mags can be loaded to division capacity.





Alabama IDPA State Championship

Welcome to the Warm-Up. I am <<name> your CSO and am assisted by <<name>>, <<name>>, and <<name>>.

This is a 6 round unlimited scoring stage with 1 paper target. Concealment is required. Scoring is best 4 on paper body and best 2 on paper head.

The stranger with a weapon keeps closing and won't take, "Go away" for an answer. When they get to 21 feet, you have no choice. Defend yourself.

The starting position is standing behind fault line, pistol loaded with 4 rounds, holstered and concealed. PCC loaded with 4 rounds, at low ready, pointed at mark on ground.

At the signal, from behind the fault line, engage target body with 4 rounds and engage target head with 2 rounds.

Please note remaining mags are loaded to division capacity and stored per IDPA rules.

What questions do you have?

If there are no more questions, you have 3 minutes to review the stage.




Stage Name: Storm Sewer Bay: K1 Stage Designer: R. Garrison Rules: 2024 rule book (amended 14-DEC-2023) Muzzle safe: 180° or red poles on side berms PPDS: Per CSO instructions	Scoring: Unlimited Targets: 8 Threat, 4 Non-Threat, 2 Steel Round count: 18 Scored Hits: Best 2 per paper, Steel must fall Concealment: Required Start-Stop: Audible/Last shot
--	---

Scenario
 Are you nuts? You are in a well-lit storm sewer in NYC and you are being chased by gun-toting activists yelling, "Save the pee". Defend yourself!

Start Position
 Standing at SP with one foot touching the start stick, pistol loaded to division capacity, holstered, and concealed. PCC at low ready pointed at mark on ground.

Stage Procedure	Notes
At the signal, engage targets in tactical priority.	<ul style="list-style-type: none"> S1 activates surprise target T1, which is not visible at rest. S2 activates T2, which is not visible at rest. All barrels are hardcover





Alabama IDPA State Championship

Welcome to bay K1, Storm Sewer, sponsored by Apex Tactical. I am <<name> your CSO and am assisted by <<name>>, <<name>>, and <<name>>.

This is an 18 round unlimited scoring stage with 8 paper and 2 steel targets. Concealment is required. Scoring is best 2 per paper and steel must fall.

Are you nuts? You are in a well-lit storm sewer in NYC and you are being chased by gun-toting activists yelling, "Save the pee". Defend yourself!

The starting position is standing at SP with one foot touching the start stick, pistol loaded to division capacity, holstered, and concealed. PCC at low ready pointed at mark on ground.

At the signal, engage targets in tactical priority.

Please note:

- S1 activates surprise target T1, which is not visible at rest.
- S2 activates T2, which is not visible at rest.
- All barrels are hardcover.

What questions do you have?

If there are no more questions, you have 3 minutes to review the stage.




Stage Name: Long Shot Bay: K2 Stage Designer: M. Goodman Rules: 2024 rule book (amended 14-DEC-2023) Muzzle safe: 180° or red poles on side berms PPDS: Per CSO instructions	Scoring: Unlimited Targets: 9 Threat Round count: 18 Scored Hits: Best 2 per paper Concealment: Required Start-Stop: Audible/Last shot
---	---

Scenario
 At the local pickleball emporium, you see a gang of tennis avengers coming to take the courts by force. Defend yourself.

Start Position
 Standing at SP with one foot touching the start stick, pistol loaded to division capacity, holstered, and concealed. PCC at low ready pointed at mark on ground.

Stage Procedure	Notes
At the signal, engage targets in tactical priority.	<ul style="list-style-type: none"> All barrels are hardcover





Alabama IDPA State Championship

Welcome to bay K2, Long Shot, sponsored by Boudreau's Bullets. I am <<name> your CSO and am assisted by <<name>>, <<name>>, and <<name>>.

This is an 18 round unlimited scoring stage with 9 paper targets. Concealment is required. Scoring is best 2 per paper.

At the local pickleball emporium, you see a gang of tennis avengers coming to take the courts by force. Defend yourself.

The starting position is standing at SP with one foot touching the start stick, pistol loaded to division capacity, holstered, and concealed. PCC at low ready, pointed at mark on ground.

At the signal, engage targets in tactical priority.

Please note, all barrels are hardcover.

What questions do you have?

If there are no more questions, you have 3 minutes to review the stage.

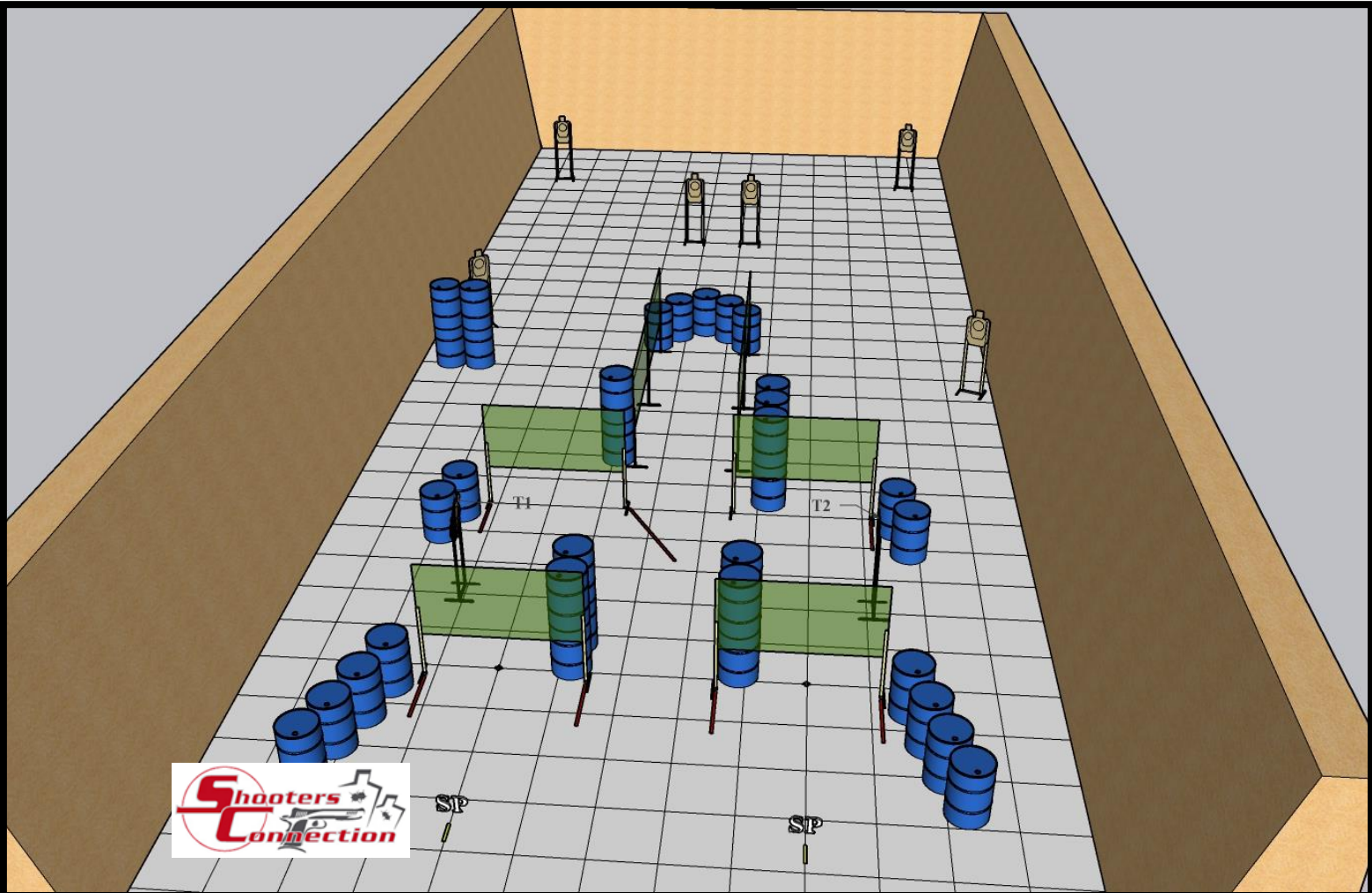


Stage Name: Popcorn Mania Bay: K3 Stage Designer: R. Garrison Rules: 2024 rule book (amended 14-DEC-2023) Muzzle safe: 180° or red poles on side berms PPDS: Per CSO instructions	Scoring: Unlimited Targets: 8 Threat Round count: 16 Scored Hits: Best 2 per paper Concealment: Required Start-Stop: Audible/Last shot
--	---

Scenario
 You're at the drive-in theater, getting popcorn at the concession stand, when the guard asks for your help dispatching a gang of criminals that have suddenly materialized from the screen.

Start Position
 Standing at either SP with one foot touching the start stick, pistol loaded to division capacity, holstered, and concealed. PCC at low ready pointed at mark on ground.

Stage Procedure	Notes
At the signal, engage targets in tactical priority.	<ul style="list-style-type: none"> T1 & T2 are surprise targets. All barrels are hardcover.





Alabama IDPA State Championship

Welcome to bay K3, Popcorn Mania, sponsored by Shooters Connection. I am <<name> your CSO and am assisted by <<name>>, <<name>>, and <<name>>.

This is a 16 round unlimited scoring stage with 8 paper targets. Concealment is required. Scoring is best 2 per paper.

You're at the drive-in theater, getting popcorn at the concession stand, when the guard asks for your help dispatching a gang of criminals that have suddenly materialized from the screen.

The starting position is standing at either SP with one foot touching the start stick, pistol loaded to division capacity, holstered, and concealed. PCC at low ready pointed at mark on ground.

At the signal, engage targets in tactical priority.

Please note:

- T1 & T2 are surprise targets.
- All barrels are hardcover.

What questions do you have?

If there are no more questions, you have 3 minutes to review the stage.




Stage Name: Superstore Chaos Bay: K4 Stage Designer: M. Goodman Rules: 2024 rule book (amended 14-DEC-2023) Muzzle safe: 180° or red poles on side berms PPDS: Per CSO instructions	Scoring: Unlimited Targets: 18 Threat, 4 Non-Threat Round count: 18 Scored Hits: Best 1 per paper Concealment: Required Start-Stop: Audible/Last shot
--	--

Scenario
 You are shopping in your local superstore when a swarm of hoodlums wearing tactical vests attack. Defend yourself.

Start Position
 Standing at SP with one foot touching the start stick, pistol loaded to division capacity, holstered, and concealed. PCC at low ready, pointed at mark on ground.

Stage Procedure	Notes
At the signal, engage targets in tactical priority.	All barrels are hardcover.





Alabama IDPA State Championship

Welcome to bay K4, Superstore Chaos, sponsored by Langdon Tactical. I am <<name> your CSO and am assisted by <<name>>, <<name>>, and <<name>>.

This is an 18 round unlimited scoring stage with 18 paper targets. Concealment is required. Scoring is best 1 per paper.

You are shopping in your local superstore when a swarm of hoodlums wearing tactical vests attack. Defend yourself.

The starting position is standing at SP with one foot touching the start stick, pistol loaded to division capacity, holstered, and concealed. PCC at low ready, pointed at mark on ground.

At the signal, engage targets in tactical priority.

Please note, all barrels are hardcover.

What questions do you have?

If there are no more questions, you have 3 minutes to review the stage.

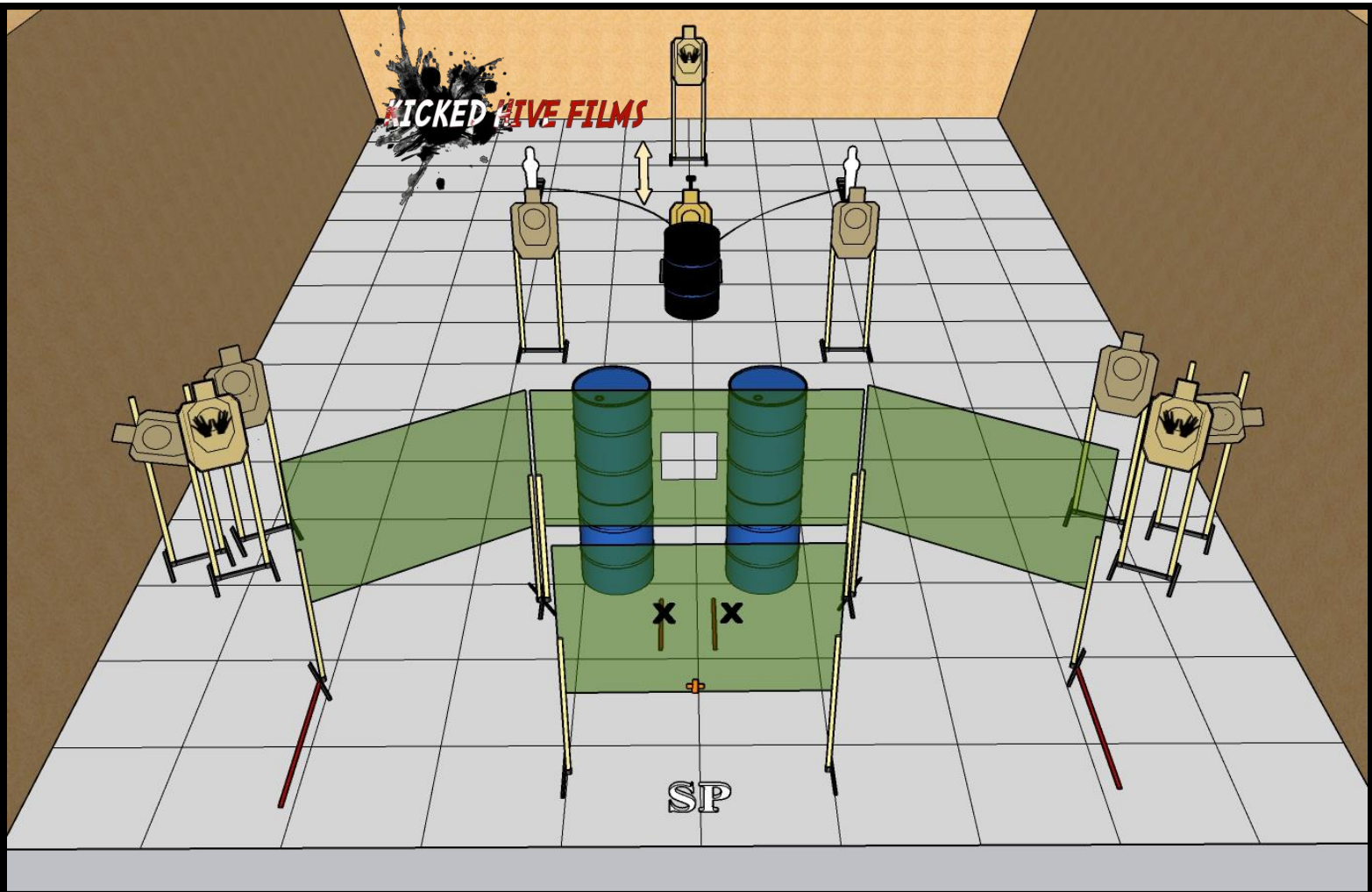


Stage Name: The Fourth Rule Bay: K5 Stage Designer: M. Goodman Rules: 2024 rule book (amended 14-DEC-2023) Muzzle safe: 180° or red poles on side berms PPDS: Per CSO instructions	Scoring: Unlimited Targets: 7 Threat, 2 Steel, 4 Non-Threat Round count: 16 Scored Hits: Best 2 per paper, Steel must fall Concealment: Required Start-Stop: Audible/Last shot
---	---

Scenario
 Standing in line at your local store when all heck breaks out. Defend yourself.

Start Position
 Standing at SP, pistol loaded to division capacity, holstered, and concealed. Hands touching Xs. PCC at low ready with the muzzle touching the mark on the wall below and between the Xs.

Stage Procedure	Notes
At the signal, engage targets in tactical priority.	<ul style="list-style-type: none"> • Either steel activates the bobber, which remains visible at rest. • Both steel must fall to score. • All barrels are hardcover.





Alabama IDPA State Championship

Welcome to bay K5, The Fourth Rule, sponsored by Kicked Hive Films. I am <<name> your CSO and am assisted by <<name>>, <<name>>, and <<name>>.

This is a 16 round unlimited scoring stage with 7 paper and 2 steel targets. Concealment is required. Scoring is best 2 per paper and steel must fall.

Standing in line at your local store when all heck breaks out. Defend yourself.

The starting position is standing at SP, pistol loaded to division capacity, holstered, and concealed. Hands touching Xs. PCC at low ready with the muzzle touching the mark on the wall below and between the Xs.

At the signal, engage targets in tactical priority.

Please note:

- Either steel activates the bobber, which remains visible at rest.
- Both steel must fall to score.
- All barrels are hardcover.

What questions do you have?

If there are no more questions, you have 3 minutes to review the stage.




Stage Name: Hijack Bay: K6 Stage Designer: K. Sandlin Rules: 2024 rule book (amended 14-DEC-2023) Muzzle safe: 180°, red poles on side berms or safe area cone. PPDS: Per CSO instructions	Scoring: Unlimited Targets: 7 Threat, 3 Non-Threat, 1 Clay Round count: 15 Scored Hits: Best 2 per paper, Clay must break to score Concealment: Required Start-Stop: Audible/Last shot
---	---

Scenario
 You're stuck in the back row middle. The flight looks like a calm one so you think this would be a good time to clean your gun. Of course, that's when a hijack breaks out. Eliminate the threat.

Start Position
 Seated in the back row middle airline seat, seat belt buckled, hands on knees. Firearm **UNLOADED**, mag out, action/bolt/cylinder closed, placed unpropped on the window seat tray table with muzzle pointing downrange. First loading device, at division capacity, placed on the tray table.

Stage Procedure	Notes
At the signal, engage targets in tactical priority.	<ul style="list-style-type: none"> Clay target must be broken by a shooting action. Additional loading devices, loaded to division capacity, stored on your person. Muzzle Safe Zone cone on the left extends the 180. Optional seat belt extender is available. All barrels are hardcover.





Alabama IDPA State Championship

Welcome to bay K6, Hijack, sponsored by Springer Precision. I am <<name> your CSO and am assisted by <<name>>, <<name>>, and <<name>>.

This is a 15 round unlimited scoring stage with 7 paper and 1 clay target. Concealment is required. Scoring is best 2 per paper and the clay must break.

You're stuck in the back row middle. The flight looks like a calm one so you think this would be a good time to clean your gun. Of course, that's when a hijack breaks out. Eliminate the threat.

Seated in the back row middle airline seat, seat belt buckled, hands on knees. Firearm **UNLOADED**, mag out, action/bolt/cylinder closed, placed unpropped on the window seat tray table with muzzle pointing downrange. First loading device, at division capacity, placed on the tray table.

At the signal, engage targets in tactical priority.

Please note:

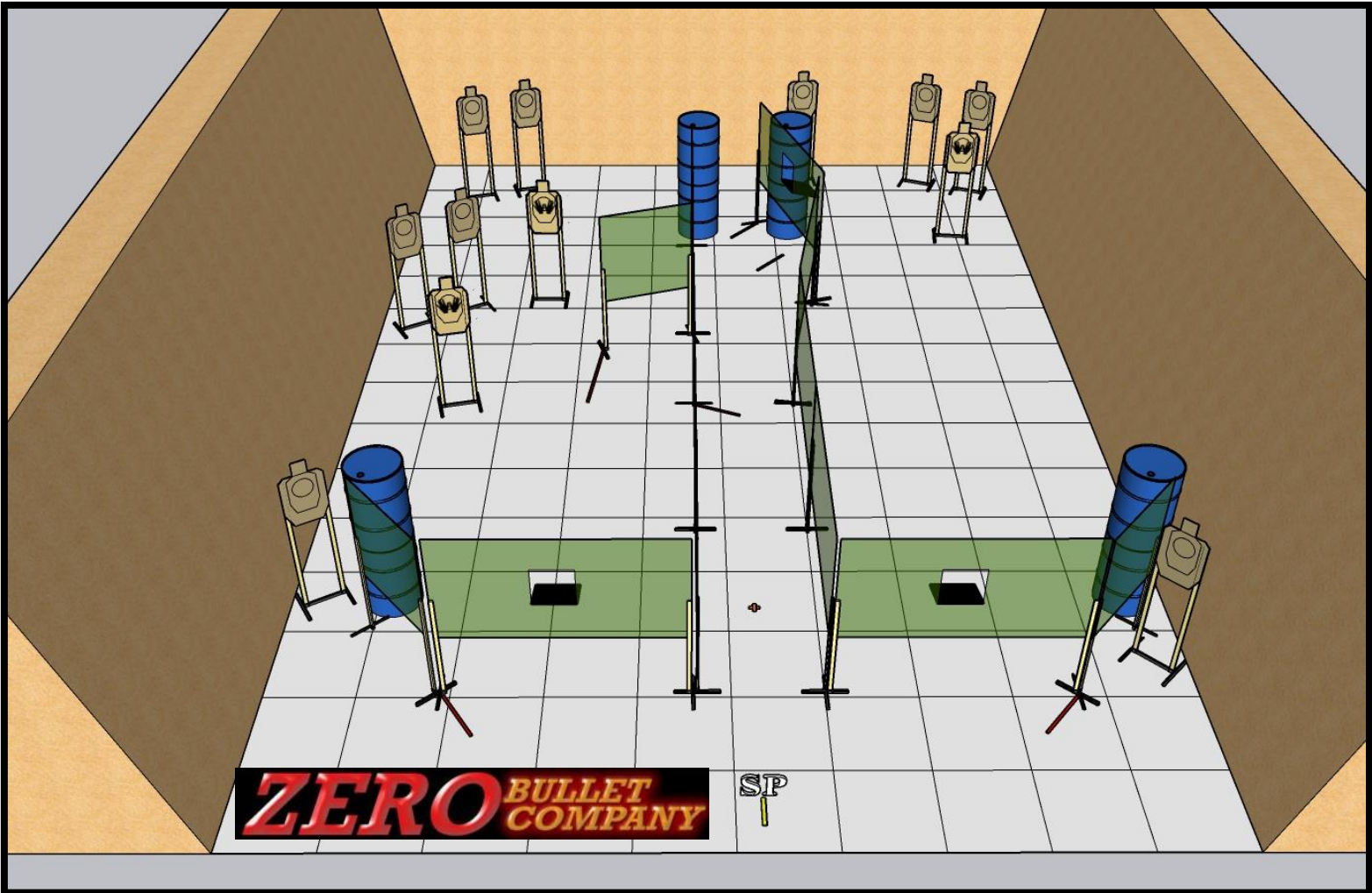
- Clay target must be broken by a shooting action.
- Additional loading devices, loaded to division capacity, are stored on your person.
- Muzzle Safe Zone cone on the left extends the 180.
- Optional seat belt extender is available.
- All barrels are hardcover

What questions do you have?

If there are no more questions, you have 3 minutes to review the stage.



Stage Name: Take A Peek Bay: K7 Stage Designer: M. Goodman Rules: 2024 rule book (amended 14-DEC-2023) Muzzle safe: 180° or red poles on side berms PPDS: Per CSO instructions	Scoring: Unlimited Targets: 9 Threat, 3 Non-Threat Round count: 18 Scored Hits: Best 2 per paper Concealment: Required Start-Stop: Audible/Last shot
Scenario Bad folks show up at your home to hurt you. Defend yourself.	
Start Position Standing at SP with one foot touching the start stick, pistol loaded to division capacity, holstered, and concealed. PCC at low ready pointed at mark on ground.	
Stage Procedure At the signal, engage targets in tactical priority.	Notes <ul style="list-style-type: none">• Port doors provide cover while closed.• All barrels are hardcover.





Alabama IDPA State Championship

Welcome to bay K7, Take A Peek, sponsored by Zero Bullets. I am <<name> your CSO and am assisted by <<name>>, <<name>>, and <<name>>.

This is an 18 round unlimited scoring stage with 9 paper targets. Concealment is required. Scoring is best 2 per paper.

Bad folks show up at your home to hurt you. Defend yourself.

The starting position is standing at SP with one foot touching the start stick, pistol loaded to division capacity, holstered, and concealed. PCC at low ready pointed at mark on ground.

At the signal, engage targets in tactical priority.

Please note:

- Port doors provide cover when closed.
- All barrels are hardcover.

What questions do you have?

If there are no more questions, you have 3 minutes to review the stage.

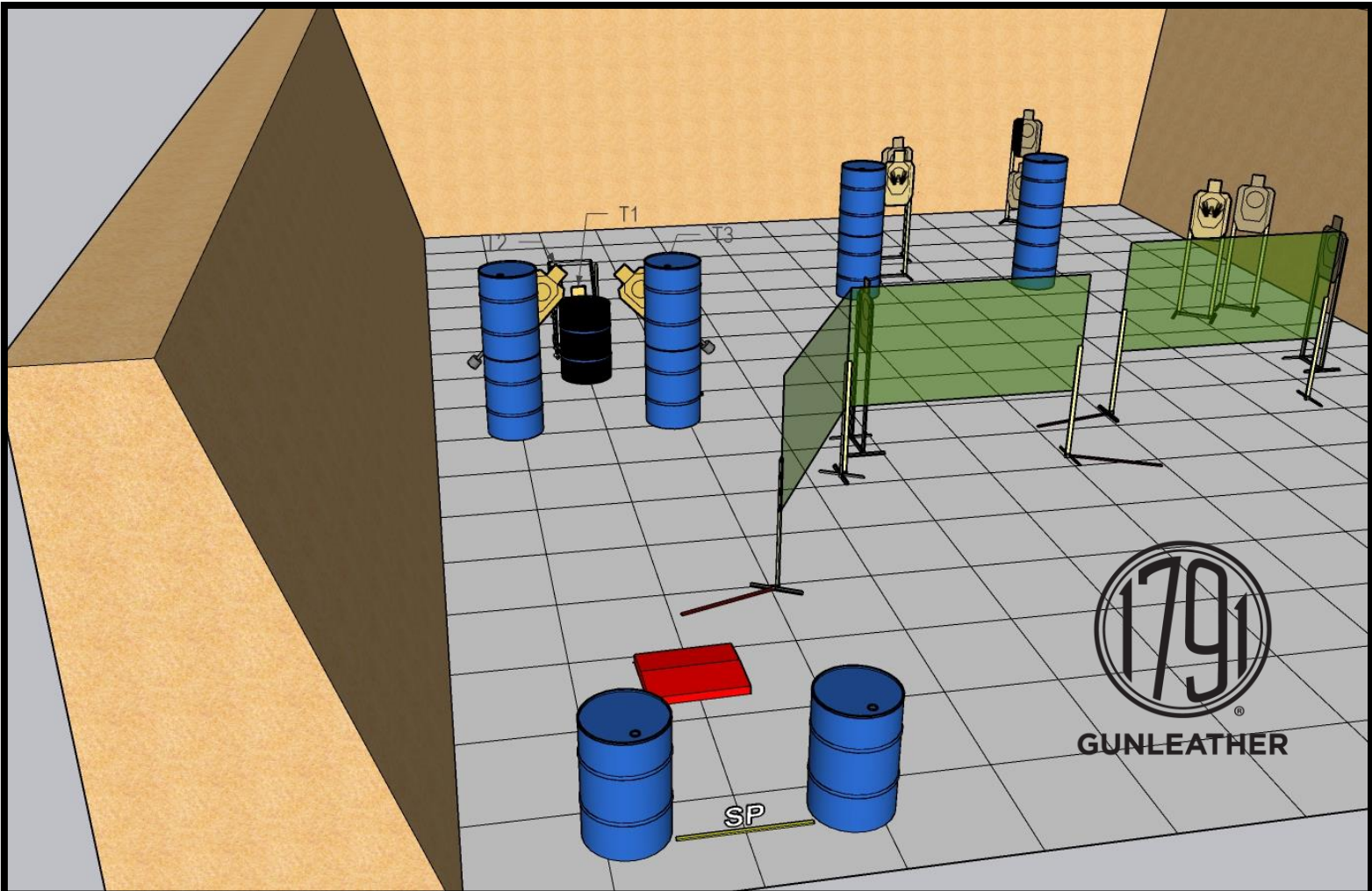


Stage Name: What Are You Doing Bay: K8 Stage Designer: R. Garrison Rules: 2024 rule book (amended 14-DEC-2023) Muzzle safe: 180° or red poles on side berms PPDS: Per CSO instructions	Scoring: Unlimited Targets: 9 Threat, 2 Non-Threat Round count: 18 Scored Hits: Best 2 per paper Concealment: Required Start-Stop: Audible/Last shot
---	---

Scenario
 You're standing in the middle of a bad neighborhood counting your money. Not a smart thing to do! Guess what happens! Yeah, you've got to shoot your way out! Unfortunately, you forgot to load your gun.

Start Position
 Standing at SP, both heels touching start stick, pistol **UNLOADED**, holstered, and concealed. PCC **UNLOADED**, bolt closed, low ready, pointing at the stomp pad. First loading device, loaded to division capacity, and staged on barrel to left or right of start stick.

Stage Procedure	Notes
At the signal, engage targets in tactical priority.	<ul style="list-style-type: none"> Additional loading devices are loaded to division capacity and stowed. Stomp pad activates surprise targets T1-T3 in sequence. None are visible at rest. All barrels are hardcover.





Alabama IDPA State Championship

Welcome to bay K8, What Are You Doing, sponsored by 1791 Gunleather. I am <<name> your CSO and am assisted by <<name>>, <<name>>, and <<name>>.

This is an 18 round unlimited scoring stage with 9 paper targets. Concealment is required. Scoring is best 2 per paper.

You're standing in the middle of a bad neighborhood counting your money. Not a smart thing to do! Guess what happens! Yeah, you've got to shoot your way out! Unfortunately, you forgot to load your gun.

The starting position is standing at SP, both heels touching start stick, pistol **UNLOADED**, holstered, and concealed. PCC **UNLOADED**, bolt closed, low ready, pointing at the stomp pad. First loading device, loaded to division capacity, and staged on barrel to left or right of start stick.

At the signal, engage targets in tactical priority.

Please note:

- Additional loading devices are loaded to division capacity and stowed.
- Stomp pad activates surprise targets T1-T3 in sequence. None are visible at rest.
- All barrels are hardcover.

What questions do you have?

If there are no more questions, you have 3 minutes to review the stage.

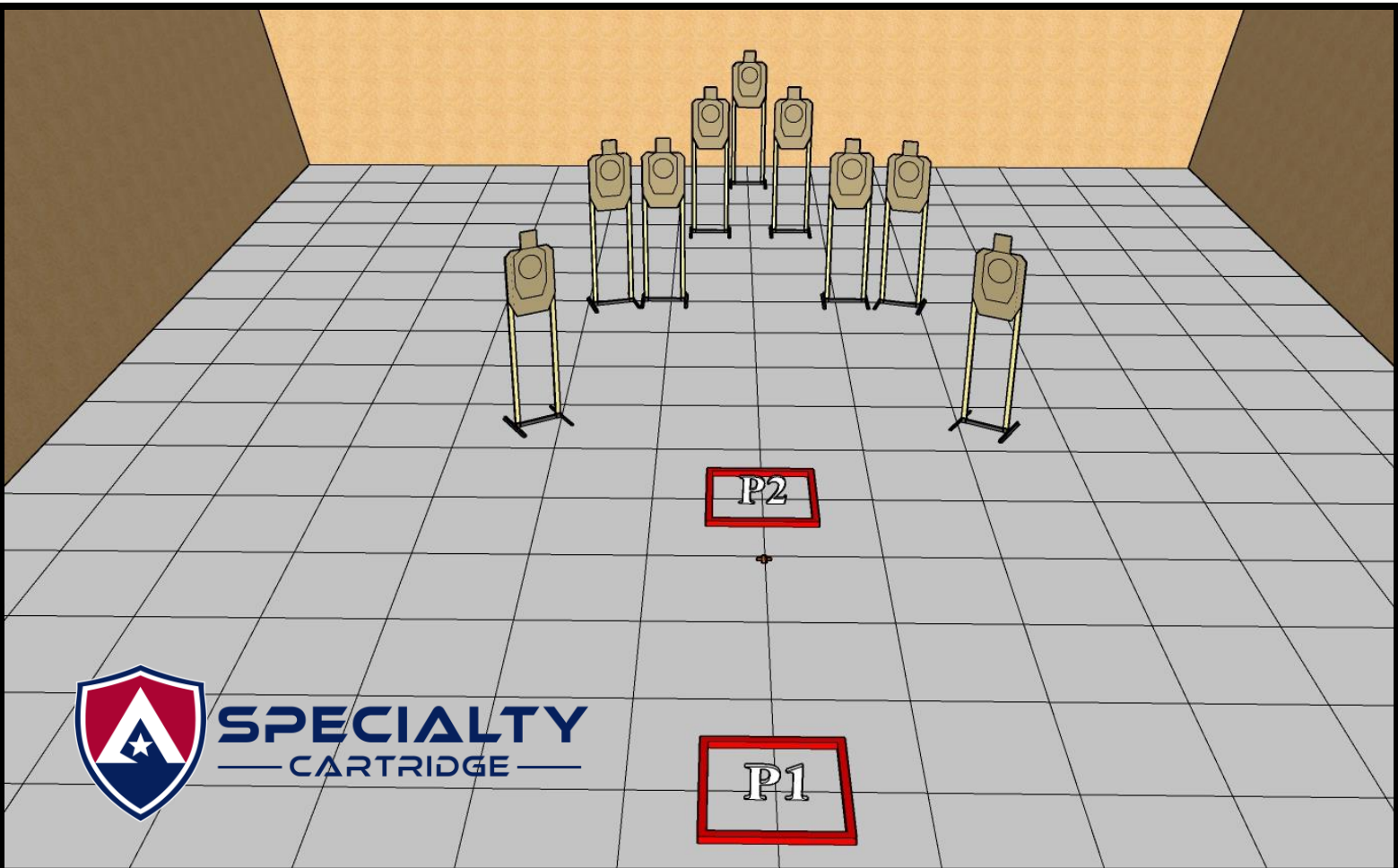


Stage Name: Pick Your Poison Bay: K9 Stage Designer: J. Forsythe Rules: 2024 rule book (amended 14-DEC-2023) Muzzle safe: 180° or red poles on side berms PPDS: Per CSO instructions	Scoring: Limited Targets: 9 Threat Round count: 18 Scored Hits: Best 2 per paper head Concealment: Optional Start-Stop: Audible/Last shot
---	--

Scenario
Standards stage.

Start Position
Standing entirely within P1, pistol **loaded with eight (8) rounds (or division capacity if less)**, and holstered. PCC **loaded with eight (8) rounds** at low ready, pointed at mark on ground.

Stage Procedure	Notes
At the signal, engage targets in tactical priority with two (2) rounds to the head. The first two (2) targets must be engaged from P1 STRONG HAND ONLY . Remaining targets may be engaged from either shooting position freestyle.	<ul style="list-style-type: none"> Additional loading devices loaded to division capacity and stowed.





Alabama IDPA State Championship

Welcome to bay K9, Pick Your Poison, sponsored by Atlanta Arms. I am <<name> your CSO and am assisted by <<name>>, <<name>>, and <<name>>.

This is an 18 round limited scoring stage with 9 paper targets. Concealment is optional. Scoring is best 2 per paper head.

This is a standards stage.

The starting position is standing entirely within P1, pistol loaded with eight rounds (or division capacity if less), and holstered. PCC loaded with eight rounds, at low ready, pointed at mark on ground.

At the signal, engage targets in tactical priority with two (2) rounds to the head. The first two (2) targets must be engaged from P1 **STRONG HAND ONLY**. Remaining targets may be engaged from either shooting position freestyle.

Please note that additional loading devices loaded to division capacity and stowed.

What questions do you have?

If there are no more questions, you have 3 minutes to review the stage.

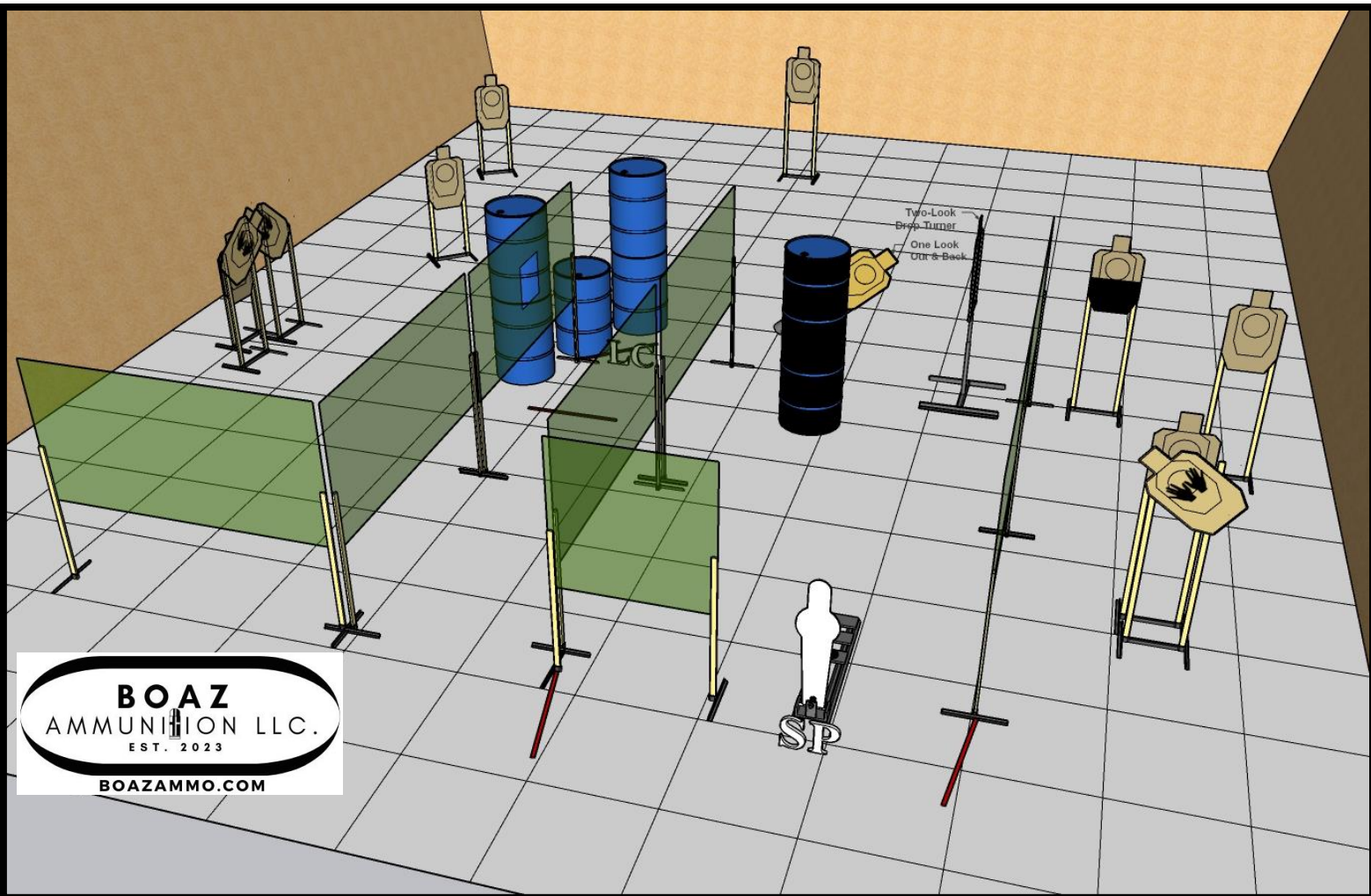


Stage Name: Shots Fired Bay: K10 Stage Designer: A. Wade Rules: 2024 rule book (amended 14-DEC-2023) Muzzle safe: 180° or red poles on side berms PPDS: Per CSO instructions	Scoring: Unlimited Targets: 9 Threat, 3 Non-Threat Round count: 18 Scored Hits: Best 2 per paper Concealment: Required Start-Stop: Audible/Last shot
---	---

Scenario
 You are about to enter your home when you hear a shot fired. Move to protect your family.

Start Position
 Standing at SP, pistol loaded to division capacity, holstered, and concealed. Strong hand holding popper and weak hand hanging at your side. PCC held in weak hand with muzzle pointed downrange. Strong hand holding the popper.

Stage Procedure	Notes
At the signal, engage targets in tactical priority. Prior to reaching position LC, your weak hand is wounded. Position LC is designated as LOW COVER , and all targets from this position must be engaged STRONG-HAND ONLY .	<ul style="list-style-type: none"> • Dropping the popper activates out & back, and two-look drop turner. Neither remain visible at rest. • All barrels are hardcover.





Alabama IDPA State Championship

Welcome to bay K10, Shots Fired, sponsored by Boaz Ammunition. I am <<name> your CSO and am assisted by <<name>>, <<name>>, and <<name>>.

This is an 18 round unlimited scoring stage with 9 paper targets. Concealment is required. Scoring is best 2 per paper.

You are about to enter your home when you hear a shot fired. Move to protect your family.

The starting position is standing at SP, pistol loaded to division capacity, holstered, and concealed. Strong hand holding popper and weak hand hanging at your side. PCC held in weak hand with muzzle pointed downrange. Strong hand holding the popper.

At the signal, engage targets in tactical priority. Prior to reaching position LC, your weak hand is wounded. Position LC is designated as LOW COVER, and all targets from this position must be engaged STRONG-HAND ONLY.

Please note:

- Dropping the popper activates the out & back, and two-look drop turner. Neither remain visible at rest.
- All barrels are hardcover.

What questions do you have?

If there are no more questions, you have 3 minutes to review the stage.



Stage Name: Church Safety Bay: FA Stage Designer: M. Goodman Rules: 2024 rule book (amended 14-DEC-2023) Muzzle safe: 180° or red poles on side berms PPDS: Per CSO instructions	Scoring: Unlimited Targets: 6 Threat, 2 Non-Threat Round count: 18 Scored Hits: Best 3 per paper Concealment: Required Start-Stop: Audible/Last shot
---	---

Scenario
While working church security, the church gets invaded. Defend yourself and your fellow attendees.

Start Position
Seated in the back pew, loaded to division capacity, pistol held at low ready behind the front pew. PCC placed on lap with the muzzle pointing in a safe direction.

Stage Procedure	Notes
At the signal, engage targets in tactical priority.	





Alabama IDPA State Championship

Welcome to bay FA, Church Safety, sponsored by Zero Sports Depot. I am <<name> your CSO and am assisted by <<name>>, <<name>>, and <<name>>.

This is an 18 round unlimited scoring stage with 6 paper targets. Concealment is required. Scoring is best 3 per paper.

While working church security, the church gets invaded. Defend yourself and your fellow attendees.

The starting position is seated in the back pew, loaded to division capacity, pistol held at low ready behind the front pew. PCC placed on lap with the muzzle pointing in a safe direction.

At the signal, engage targets in tactical priority.

What questions do you have?

If there are no more questions, you have 3 minutes to review the stage.