

Corn Bulb

Product Description

Corn Bulb Light led luminaire has a beautiful low profile design intended for indoor industrial/warehouse/commercial lighting applications LED driver and thermal management. High-performance illumination that lasts 50,000HRS. It's ideal for replacing 100-360W Metal Halide, with typical energy savings of 80%.

Advantage

- UL cUL DLC certificate.
- E39 EX39 lamp base.
- Can be with clear or frosted cover.
- IP65 Waterproof Rating.
- Big heat sink, NO fan.
- Internal driver, input voltage AC100-277V.
- Meet 4KV surge immunity level.
- Sealant pouring for whole driver and lamp plastic housing.
- Long lifespan and good heat dissipation.
- Direct replacement for Metal Halide, easy installation.
- Fits many different fixtures to replace traditional lamps.



Applications

Replacement Lamps for Outdoor Pole/Arm-mounted Decorative Luminaires (Type B)

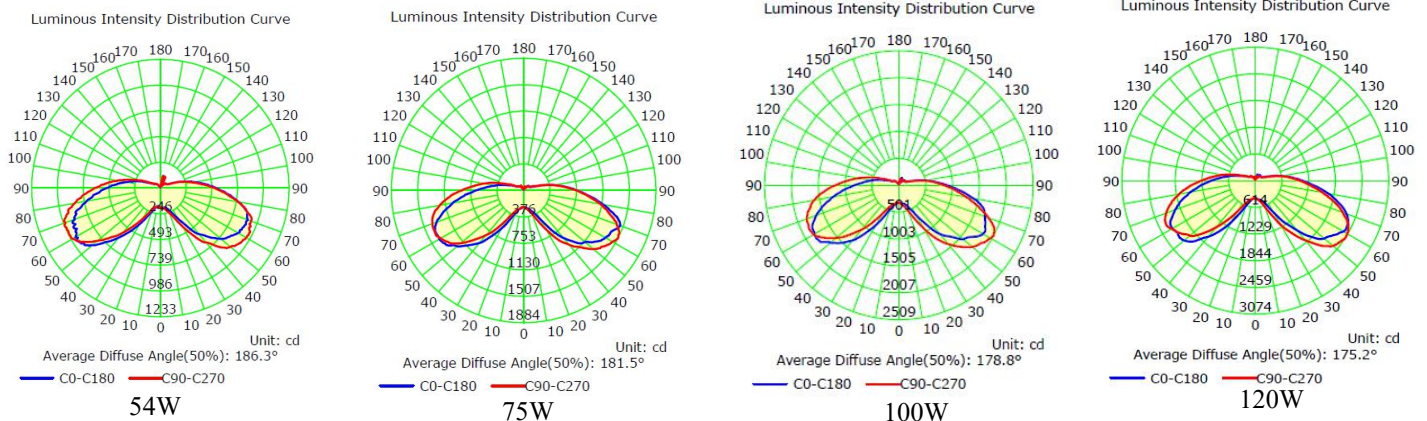


Corn Bulb

Specifications

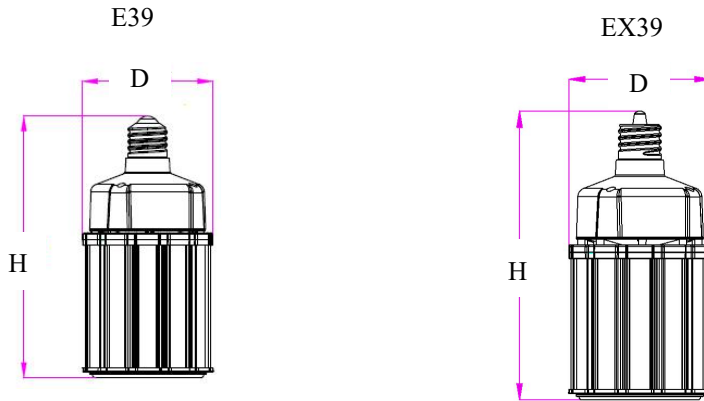
Model	ALC2CR54WBCA1	ALC2CR75WBCA1	ALC2CR100WBCA1	ALC2CR120WBCA1
Input Power	54W	75W	100W	120W
Lumen	5670-6750 lm	7875-9375 lm	10500-12500 lm	12600-15000 lm
Lumen Efficacy	105-125 LM/W			
Color Temperature	3000K, 3500K, 4000K, 4500K, 5000K, 5700K			
CRI	>80			
Viewing Angle	360°	360°	360°	360°
Input Voltage	100-277VAC 50/60Hz			
PF	≥0.9			
THD	≤20%			
LED Brand	LUMILEDS			
LED Type	SMD 2835 (0.5W)			
LED QTY	162pcs	234pcs	306pcs	378pcs
Housing	PC + Aluminum			
Housing Color	Any color			
Waterproof Rating	IP65			
Operating Temperature	-40°C TO 45°C			
Operating Humidity	20%-90% RH			
Storage Temperature	-40°C TO 80°C			
Storage Humidity	10%-95% RH			
Warranty Time	5 Years			
Note	ALC=Company Name; 2CR=Product series, LED Corn Light; 54W,75W,100W,120W=Rating Power B = LED manufacturer, LUMILEDS ; C = Cover type, Clear cover a=represent the lamp base type, can be "E" for E39, "EX" for EX39, cK=CCT, 30K=3000K, 35K=3500K,40K=4000K, 45K=4500K,50K=5000K, 57K=5700K			

Photometrics



Corn Bulb

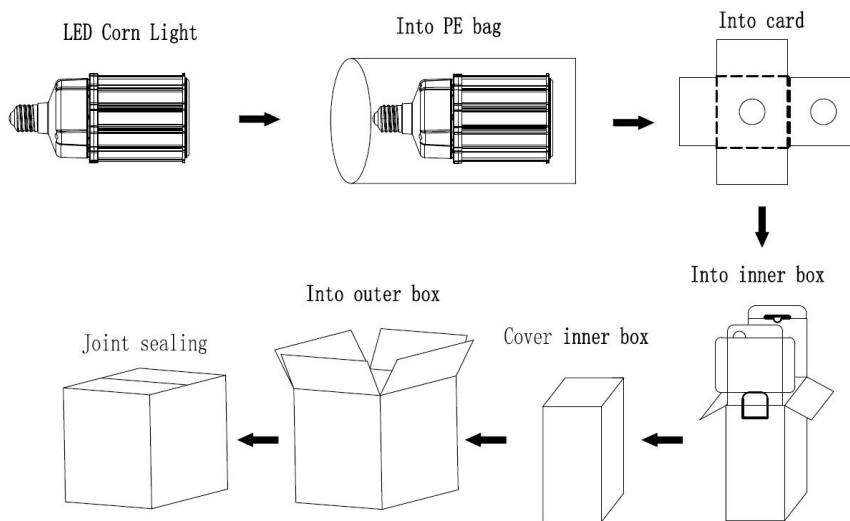
Dimensions



	ALC2CR54W	ALC2CR75W	ALC2CR100W	ALC2CR120W
E39	Φ 85×250mm	Φ 130×250mm	Φ 130×262mm	Φ 130×283mm
EX39	Φ 85×253mm	Φ 130×253mm	Φ 130×265mm	Φ 130×286mm

Package Info.

Model	Inner Box	Carton Dimension	Qty/Carton	N.W/PCS	N.W/Carton	G.W/PCS	G.W/Carton
54W	90*90*285mm	90*90*285mm	12pcs	0.65kg	7.8kg	0.85kg	11.2kg
75W	90*90*285mm	380*290*305mm	6pcs	1.3kg	7.8pcs	1.45kg	9.7pcs
100W	135*135*290mm	420*285*315mm	6pcs	1.46kg	8.73kg	1.6kg	10.6kg
120W	135*135*315mm	420*285*335mm	6pcs	1.55kg	9.3kg	1.65kg	10.9kg





Corn Bulb

Notice For User

- Please turn off power before install or change assembly parts.
- The input voltage and lamps should be matched, after connecting the power line, Please make sure the wiring section is insulated.
- Make sure to remove or bypass the ballast in the fixtures before install the lamps.
- Suitable for damp locations. Do not use with dimmers.
- Suitable for use in enclosed luminaires, min. Lamp compartment dimensions: 340*200*200MM.
- No-professionals, must not install and disassemble the lamps.

Trouble Shootings

Troubles	Check points
Flickering of the light	Turn off the power and turn on again in 3 minutes. If same phenomena occur, then call agencies.
Out of working	Please check the connection.