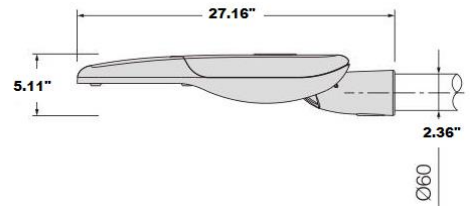
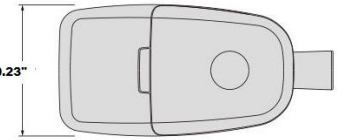


STREET LIGHT / COBRA HEAD

Product Image



Dimensions(in)

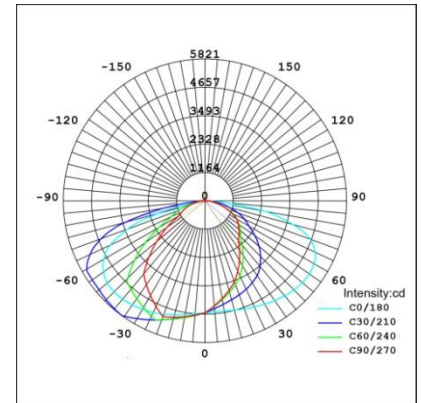


Specifications

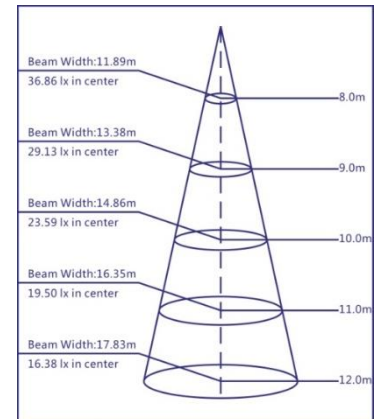


Model	LC112LEDTIPO1A-100W		
Power Consumption	100(W),Max 100W)		
Input Voltage	100 – 277(VAC)		
Input Current	110V/1000mA		
Frequency	50/60(Hz)		
Power Factor	>0.96		
LED	CREE/BRIDGELUX (Certified LM80)		
Luminous Flux	>14,000 Lm		
Luminaire Efficiency	140 Lm/W		
C.C.T.	5,000K	4,000K	3,000K
C.R.I.	>80 Ra		
Beam Angle	70°145° (FWHM)		
Operating Temp.	-25 ~ 40 (C°)		
Storage Temp.	-40 ~ 80 (C°)		
Materials	Aluminum Body & Aluminum Heat Sink		
IP RATING	IP 66		
Dimensions(inches)	L27.16" x W10.23"x H 5.11" in		
Life Span	50,000 Hrs		

Distribution Curve



Cone Diagram



Comparison Data

Item	LED	Mercury	Economize
Power Consumption	100W	250W	150W Down
Electric Charges/Y	400KW/h	1000KW/h	\$90.0 Save
CO2 Discharge/Y	172Kg	430Kg	258Kg Down

- ※ Working Time per Year : 11hrs/day -> 4,000hrs/year
- ※ Electric Charges : \$0.15/kWh
- ※ Power Consumption : Applied 1 piece Luminaire
- ※ Conversion Coefficient of CO2 Discharge : 0.43kg-CO2/kWh

Designed in USA