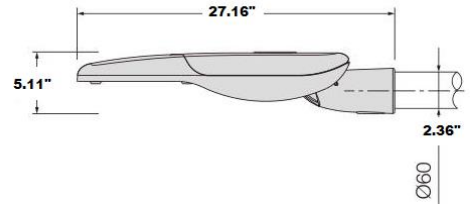
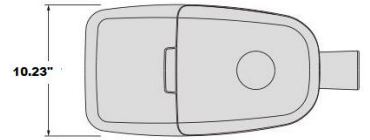


# STREET LIGHT / COBRA HEAD

## Product Image



## Dimensions(in)

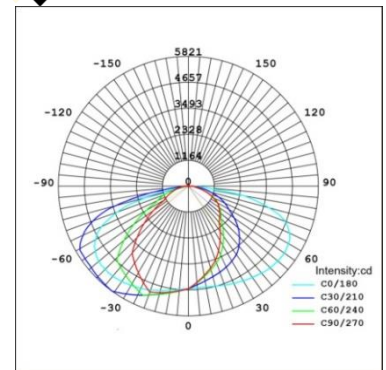


## Specifications

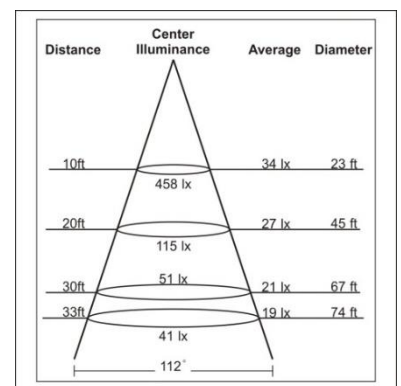


<b>Model</b>	<b>LC112LEDTIPO1A-120W</b>		
Power Consumption	120(W),Max 125W		
Input Voltage	100 – 277(VAC)		
Input Current	110V/1150mA		
Frequency	50/60(Hz)		
Power Factor	>0.95		
LED	CREE/BRIDGELUX(Certified LM80)		
Luminous Flux	>16,800 Lm		
Luminaire Efficiency	Typ. 140 Lm/W		
C.C.T.	5,000K	4,000K	3,000K
C.R.I.	80 Ra		
Beam Angle	110° (FWHM)		
Operating Temp.	-10 ~ 40 (C°)		
Storage Temp.	-40 ~ 80 (C°)		
Materials	Aluminum Body & Aluminum Heat Sink		
IP RATING	IP 66		
Dimensions (inches)	L27.16"x W 10.23"x H 5.11" in		
Life Span	50,000 Hrs		

## Distribution Curve



## Cone Diagram



## Comparison Data

Item	LED	Mercury	Economize
Power Consumption	120W	280W	160W Down
Electric Charges/Y	480KW/h	1120KW/h	\$96.0 Save
CO2 Discharge/Y	206.4Kg	481.6Kg	275.2Kg Down

- ※ Working Time per Year : 11hrs/day -> 4,000hrs/year
- ※ Electric Charges : \$0.15/kWh
- ※ Power Consumption : Applied 1 piece Luminaire
- ※ Conversion Coefficient of CO2 Discharge : 0.43kg-CO2/kWh

Designed in USA