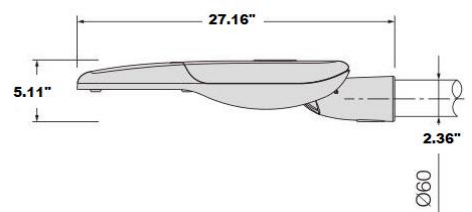
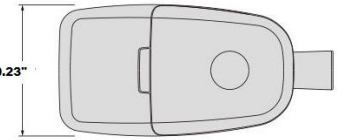


STREET LIGHT / COBRA HEAD

Product Image



Dimensions(in)

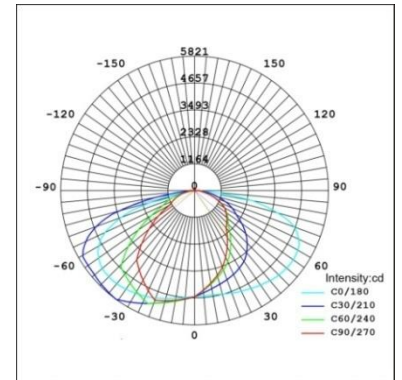


Specifications

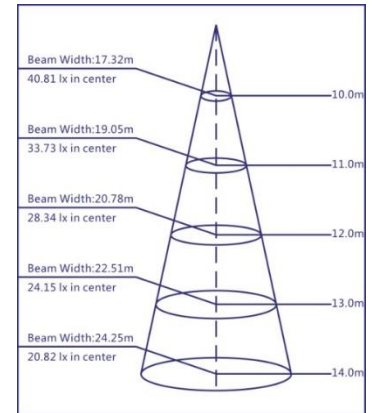


Model	LC112LEDTIPO1A-150W		
Power Consumption	150(W),Max 158(W)		
Input Voltage	100 – 277(VAC)		
Input Current	110V/1500mA		
Frequency	50/60(Hz)		
Power Factor	>0.96		
LED	CREE/BRIDGELUX(Certified LM80)		
Luminous Flux	21,000 Lm		
Luminaire Efficiency	140 Lm/W		
C.C.T.	Typ. 5,000K	Typ. 4,000K	Typ. 3,000K
C.R.I.	>80 Ra		
Beam Angle	70°145° (FWHM)		
Operating Temp.	-25 ~ 40 (C°)		
Storage Temp.	-40 ~ 80 (C°)		
Materials	Aluminum Body & Aluminum Heat Sink		
IP RATING	IP 66		
Dimensions(inches)	L27.16"x W10.23"x H5.11" in		
Life Span	50,000 Hrs		

Distribution Curve



Cone Diagram



Comparison Data

Item	LED	Mercury	Economize
Power Consumption	150W	350W	200W Down
Electric Charges/Y	600KW/h	1400KW/h	\$120.0 Save
CO2 Discharge/Y	258Kg	602Kg	344Kg Down
※ Working Time per Year : 11hrs/day -> 4,000hrs/year ※ Electric Charges : \$0.15/kWh ※ Power Consumption : Applied 1 piece Luminaire ※ Conversion Coefficient of CO2 Discharge : 0.43kg-CO2/kWh			

Designed in USA