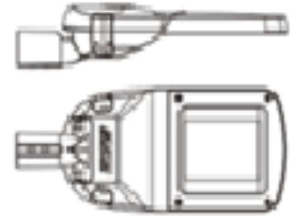


# STREET LIGHT / COBRA HEAD

## Product Image



## Dimensions(mm)

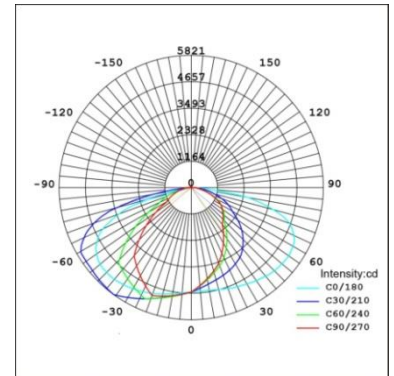


## Specifications



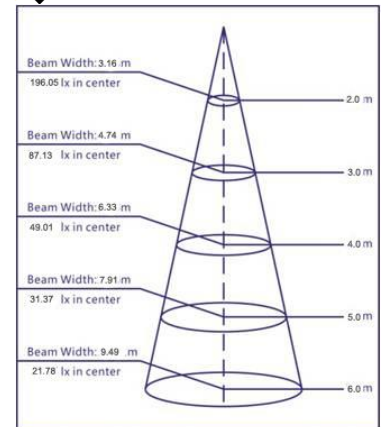
Size: 535\*200\*120mm  
Holder: 48mm

## Distribution Curve



Model	LC112LEDTIPO1A-35W		
Power Consumption	Typ. 35(W),Max 38W		
Input Voltage	100 – 277(VAC)		
Input Current	110V/310mA		
Frequency	50/60(Hz)		
Power Factor	>0.93		
LED	CREE / BRIDGELUX(Certified LM80)		
Luminous Flux	4900Lm		
Luminaire Efficiency	Typ. 140 Lm/W		
C.C.T.	5,000K	4,000K	3,000K
C.R.I.	80 Ra		
Beam Angle	145° (FWHM)		
Operating Temp.	-25~ 40 (C°)		
Storage Temp.	-40 ~ 80 (C°)		
Materials	Aluminum Body & Aluminum Heat Sink		
IP RATING	IP 66		
Dimensions(mm)	L535 mm x W 200 mm x H 120mm		
Life Span	50,000 Hrs		

## Cone Diagram



## Comparison Data

Item	LED	Mercury	Economize
Power Consumption	35W	75W	40W Down
Electric Charges/Y	120KW/h	280KW/h	\$24.0 Save
CO2 Discharge/Y	51.6Kg	120Kg	68.8Kg Down

- ※ Working Time per Year : 11hrs/day -> 4,000hrs/year
- ※ Electric Charges : \$0.15/kWh
- ※ Power Consumption : Applied 1 piece Luminaire
- ※ Conversion Coefficient of CO2 Discharge : 0.43kg-CO2/kWh

Designed in USA