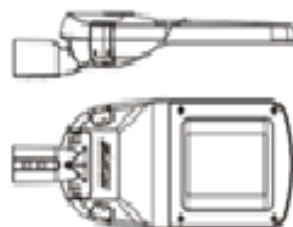


STREET LIGHT / COBRA HEAD

Product Image



Dimensions(mm)

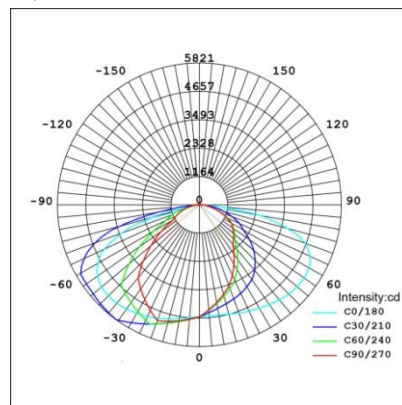


Specifications



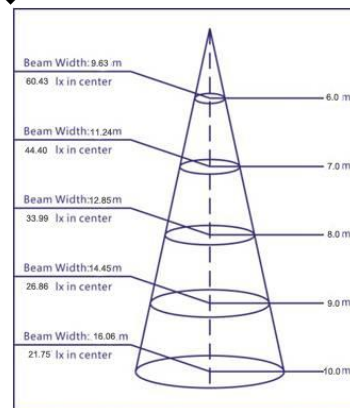
Size: 590/620*235*125mm
Holder: 48mm or 60mm

Distribution Curve



Model	LC112LEDTIPO1A-80W		
Power Consumption	80(W),Max 84W		
Input Voltage	100 – 277(VAC)		
Input Current	110V/800mA		
Frequency	50/60(Hz)		
Power Factor	>0.96		
LED	CREE / BRIDGELUX (Certified LM80)		
Luminous Flux	11,200 Lm		
Luminaire Efficiency	140 Lm/W		
C.C.T.	Typ. 5,000K	Typ. 4,000K	Typ. 3,000K
C.R.I.	>.80 Ra		
Beam Angle	70°145° (FWHM)		
Operating Temp.	-25 ~ 40 (C°)		
Storage Temp.	-40 ~ 80 (C°)		
Materials	Aluminum Body & Aluminum Heat Sink		
IP RATING	IP 66		
Dimensions(mm)	L590mmx W235mmx H 125mm		
Life Span	50,000 Hrs		

Cone Diagram



Comparison Data

Item	LED	Mercury	Economize
Power Consumption	80W	200W	120W Down
Electric Charges/Y	320KW/h	800KW/h	\$72.0 Save
CO2 Discharge/Y	137.6Kg	340Kg	202Kg Down

- ※ Working Time per Year : 11hrs/day -> 4,000hrs/year
- ※ Electric Charges : \$0.15/kWh
- ※ Power Consumption : Applied 1 piece Luminaire
- ※ Conversion Coefficient of CO2 Discharge : 0.43kg-CO2/kWh

Designed in USA