



ALC PT-TRO-24-3CP

2' x 4' LED Center Basket Troffer w/ CCT and Wattage Selector

Catalog Number:	Project Name:	Note:	Date:	Type:
-----------------	---------------	-------	-------	-------

DESCRIPTION

TRO is field-adjustable, and can be programmed with a CCT of 3500K, 4000K, or 5000K, eliminating the need to stock multiple color temperatures.

Ideal use for office spaces, walkways, schools/campuses, shopping centers, hospitality and health care industry.



CONSTRUCTION

Constructed of one-piece ribbed unitized housing and corners that interlock, preventing damage to luminaire. All sides and corners are turned in and hemmed, removing sharp edges for safe handling and installation.

ELECTRICAL

Luminaire is built with the highest quality 120-277VAC drivers.

OPTICAL SYSTEM

Designed to reduce glare and improve light distribution through precision formed lens optics.

DIMMING

0-10V dimmable standard

LISTING

UL Listed

WATTAGE	DELIVERED LUMENS	EFFICACY
45W	5625 @ 3500K	125 lm/W
	5670 @ 4000K	126 lm/W
	5715 @ 5000K	127 lm/W

Based on the higher wattage @ 3500K/4000K/5000K setting. Actual lumens may vary.

TECHNICAL SPECIFICATION

WATTAGE	34W/38W/45W
CCT	3500K/4000K/5000K
CRI	80
DIMMABLE	0-10V dimming
BEAM ANGLE	120°
VOLTAGE	120V-277V
POWER FREQUENCY	50/60 Hz
POWER FACTOR	>0.9
THD	≤20%
WORKING TEMPERATURE	-40°F ~ 122°F
STORAGE TEMPERATURE	-40°F ~ 158°F
IP RATING	Suitable for damp locations
WARRANTY	5 year limited


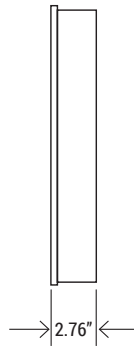
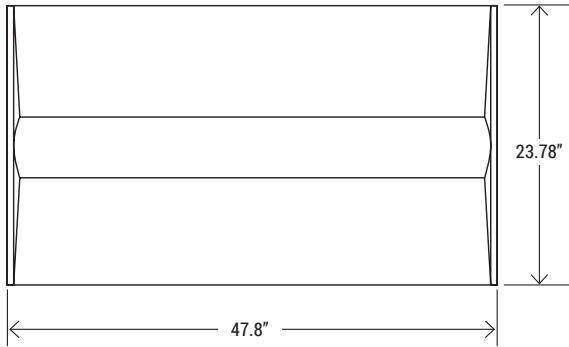


ORDERING SAMPLE: - - - -

Series	Size	CCT/ Wattage	Accessories/Options	
ALC PT-TRO LED Troffer	24 (2' x 4')	3CP (3500K/4000K/5000K) (34W/38W/45W)	Sensor	EM Battery
			MS or blank	EM or blank

Catalog Number:	Project Name:	Note:	Date:	Type:
-----------------	---------------	-------	-------	-------

DIMENSION



MOTION SENSOR



MS
Motion Sensor

OPTIONS



EM
LED Emergency Driver