




Lodge of Instruction Course Outline for Royal Arch Masons

**THE MOST EXCELLENT HIRAM HOLY GRAND CHAPTER HOLY
ROYAL ARCH MASONS – PRINCE HALL AFFILIATION**

In and for the State of Maryland and jurisdiction





Program Overview and Core Objectives


Objective: This program is designed to provide structured, incremental instruction to prepare participants for the duties and responsibilities of serving as Excellent High Priest in a Royal Arch Chapter. The course focuses on equipping Kings and Scribes with the knowledge and skills necessary to lead effectively and uphold the traditions of Royal Arch Masonry.

Participants will develop proficiency in the operations of a Chapter, including mastering the procedures for opening and closing a Royal Arch Chapter.

They will gain a comprehensive understanding of the roles and responsibilities of officers within the Chapter and learn the intricacies of ritual work. The program will delve deeply into the 4th, 5th, 6th, and 7th Degrees, emphasizing the stations and places associated with these degrees.

Additionally, the course covers the passwords, grips, and words of each degree, ensuring participants are well-versed in the essential elements of Royal Arch Masonry. Beyond ritual, the program emphasizes the symbolic and esoteric significance of the degrees, fostering a deeper appreciation of their spiritual and historical importance.

This training also focuses on cultivating leadership qualities and organizational skills required to serve as Excellent High Priest. By blending practical instruction with discussions on the traditions of the office, the program aims to prepare participants to lead with confidence, precision, and respect for the craft.





Module 1: Foundations



Opening a Royal Arch Chapter

- Gather and prepare all required materials and documentation.
- Master the complete opening ceremony, including procedures and symbolic significance.




Closing a Royal Arch Chapter

- Execute the closing ritual proficiently, understanding its specific details and importance.
- Analyze the ritualistic significance and proper execution for solemnity and order.
- Ensure proper officer coordination and precise movements during procedures.



Officer Roles and Responsibilities

- Detailed exploration of each Chapter officer's duties during meetings.
- Focus on specific contributions to opening and closing ceremonies.



AL ARCH AS DEPICTED BY LAURENCE I
stration is from *The Register of Excellent* I
date about 1783.

By courtesy of United Grand Lodge



Module 2: Historical Foundations of Royal Arch Masonry

Topics Covered:

- Exploring the distinct roles and responsibilities of the King, Scribe, and High Priest.
- Identifying the essential qualities and duties of an exemplary High Priest.
- Applying Masonic leadership principles to Royal Arch Chapter governance.
- The historical origins and profound significance of Royal Arch Masonry.
- Deciphering the symbolic teachings embedded within the Royal Arch degrees.

Brief Historical Overview of PHA Royal Arch Masonry

Prince Hall Affiliation (PHA) Royal Arch Masonry originated from the foundational principles of Prince Hall Freemasonry, established by Prince Hall in the late 18th century. Its development provided a vital space for African Americans to engage in Masonic traditions, offering brotherhood, mutual support, and moral instruction during times of profound racial segregation and injustice. Key milestones include the establishment of early PHA Chapters, which, despite systemic obstacles, flourished and expanded across the United States.

This tradition holds immense significance within African American Masonic history, serving as a pillar of community leadership, self-improvement, and social uplift. Notable figures and founding moments in PHA Royal Arch history are celebrated for their resilience and dedication, ensuring the preservation and growth of these venerable Masonic rites for generations.

Activities:

01

Engaging Lecture: Tracing the Historical Evolution of Royal Arch Masonry.

02

Guided Discussion: Understanding the Stations and Symbolism of a Royal Arch Mason.

03

Interactive Knowledge Assessment: Reinforcing Historical Understanding.

04

In-depth Study: The Historical and Symbolic Significance of the Veils.



Module 3: Ritual Mastery – Part 1

Topics Covered:

- Overview of fundamental Royal Arch rituals and their significance.
- Understanding the 4th and 5th degrees.

Activities:

01

Detailed Ritual Demonstration:

An in-depth, practical demonstration of key elements from the 4th and 5th degrees, focusing on precise execution and understanding of movements and dialogue.

02

Interactive Discussion:

Exploring the symbolism, moral lessons, and historical context of the rituals performed, encouraging questions and shared insights among participants.

03

Guided Practice & Feedback:

Participants will engage in guided practice sessions, allowing them to internalize the ritualistic aspects and receive constructive feedback for improvement.



Module 4: Ritual Mastery – Part 2

Topics Covered:

- An in-depth exploration of advanced Royal Arch rituals.
- Understanding the 6th and 7th degrees.

Activities:

01

Advanced Ritual Demonstration:

A comprehensive, practical demonstration of key elements from the 6th and 7th degrees, focusing on intricate details, symbolism, and precise execution of movements and dialogue.

02


Interpretive Discussion & Analysis:

An interactive session to delve into the deeper philosophical, moral, and historical interpretations of the advanced rituals, encouraging participants to share insights and ask probing questions.

03

Guided Practice & Refinement:

Participants will engage in structured practice sessions to master the advanced ritualistic aspects, receiving personalized feedback and guidance for continuous improvement and deeper understanding.





Module 5: Governance and Administration

Topics Covered:

1 Understanding the Constitution

A thorough examination of the foundational principles and articles outlined in the Chapter's Constitution.

2 Understanding Chapter Bylaws

An in-depth review of the specific rules and regulations governing Chapter operations and member conduct.

3 Managing Chapter Finances and Budgets

Techniques and best practices for responsible financial management, including budgeting, accounting, and fiscal oversight.

4 Implementing Best Practices for Effective Meetings

Strategies for planning, conducting, and documenting productive meetings that foster engagement and achieve objectives.

Activities:

01

Bylaw Review and Analysis:

An interactive session dedicated to a detailed review and critical analysis of the Chapter's Constitution and Bylaws, clarifying key provisions and their practical application.

02

Financial Oversight and Budget Management Workshop:

A hands-on workshop focusing on the development, monitoring, and analysis of Chapter budgets, along with strategies for maintaining fiscal transparency and accountability.

03

Strategic Vision Planning Session:

A collaborative planning activity designed to assist participants in developing a comprehensive vision and strategic roadmap for a successful term, including goal setting and implementation strategies.



Module 6: Building and Sustaining Chapter Growth

Topics Covered:



Strategies for Membership Recruitment and Engagement



Enhancing Internal Chapter Communication



Planning Impactful Events and Ritualistic Degree Work



Upholding the Traditions of Royal Arch Masonry

Activities:

01

Event Planning and Execution Workshop:

A hands-on session covering best practices for conceptualizing, organizing, and successfully executing chapter events and degree ceremonies, from initial idea to post-event review.

02

Individual Strategic Presentations:

Participants will present their personal vision and strategic plans for their upcoming term, fostering leadership development, promoting innovative ideas, and facilitating constructive peer feedback.

03

Group Discussion on Chapter Excellence:

A facilitated discussion focused on innovative approaches and continuous improvement strategies for maintaining high standards and long-term vitality within the Chapter, addressing challenges and sharing successful practices.

Final Exam: Details regarding the final examination will be provided separately.



Course Features

1

Duration: 6 Months

This comprehensive program spans six months, from January through June, providing a structured and in-depth learning experience designed for thorough understanding and skill development.

2

Delivery Method: In-person and Hybrid Formats

Participants can engage through flexible learning options, including traditional in-person sessions for direct interaction and a hybrid model that blends online resources with face-to-face meetings, accommodating diverse schedules and preferences.


3

Materials Provided: Comprehensive Learning Resources

Each participant will receive essential resources including the Chapter Constitution, Bylaws, Rituals, and detailed Study Guides. These materials are foundational to the course, supporting both theoretical knowledge and practical application for effective chapter leadership.



**THE MOST EXCELLENT HIRAM HOLY GRAND CHAPTER
HOLY ROYAL ARCH MASONS – PRINCE HALL AFFILIATION
IN AND FOR THE STATE OF MARYLAND AND JURISDICTION**



Empowering **Kings and Scribes** with the expertise and confidence to lead as **High Priests** and guide their Chapters with distinction.