

Maj. R. S. House  
Division Engineer

Glass Road

Walker County Industrial Drive

Main  
Entrance









Highway 27

West Reed Road



0 500 1000 feet

KEY TO SYMBOLS

-  Boundaries
-  Macadamized roads
-  Dirt roads
-  Trails
-  Structures
-  Woods
-  Stream
-  Pond