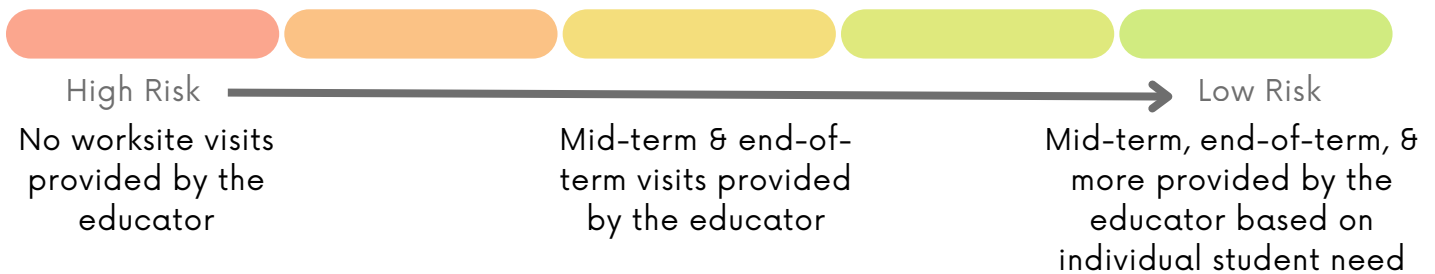




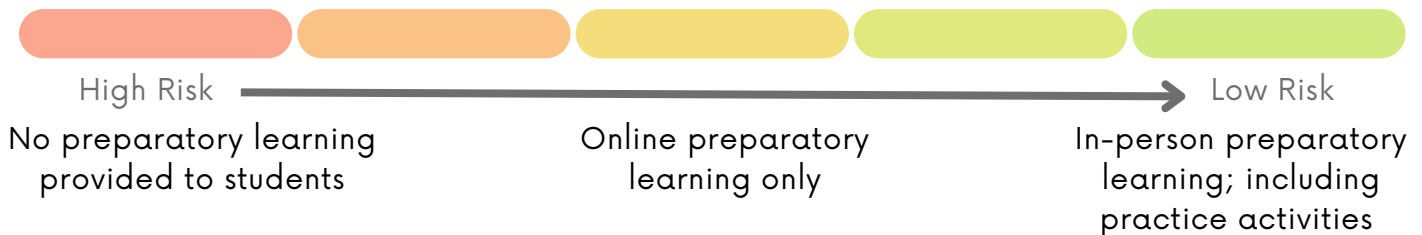
# WBL Risk Meter

**Directions:** Assess where your WBL program is strong and where liability risks may appear.

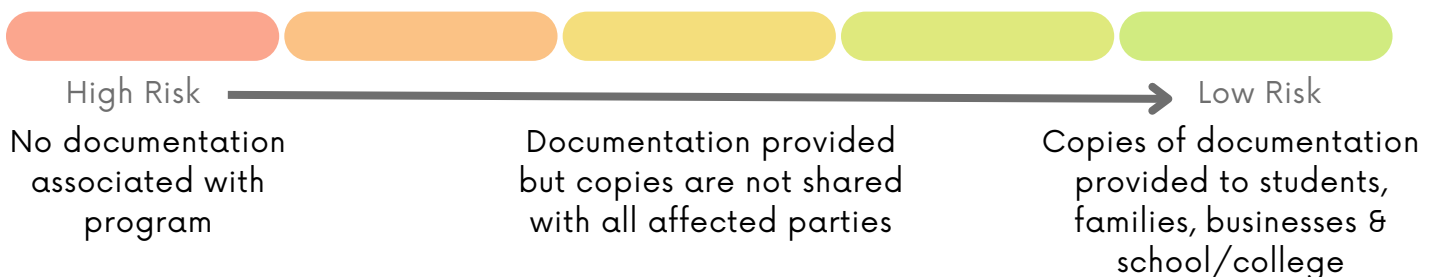
## 1. Worksite Visits



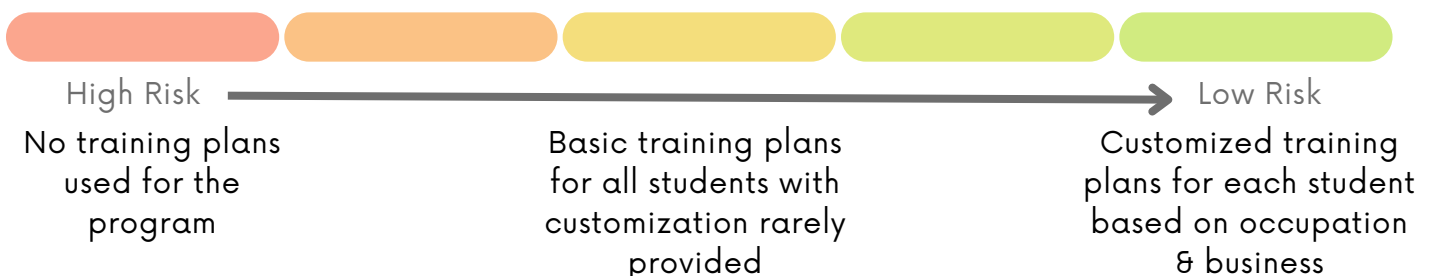
## 2. Preparing Students



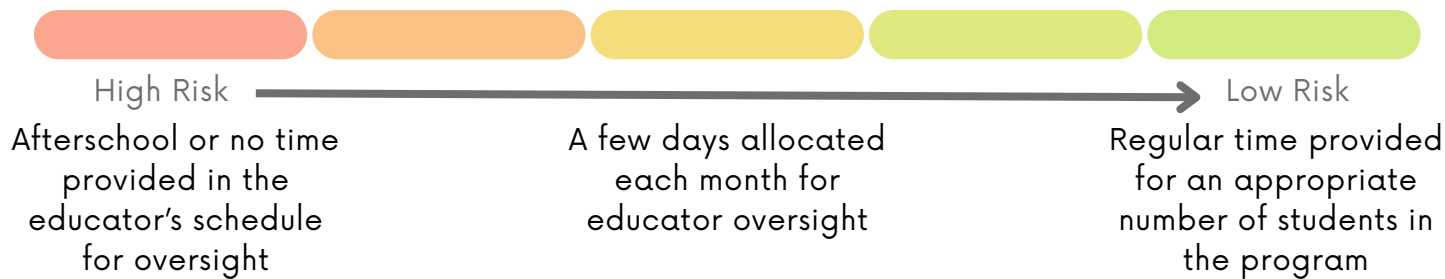
## 3. Documentation



## 4. Training Plans



## 5. Time for Educator Oversight/Business Visits



## 6. No Student Screening/Vetting Prior to Participation



**Reflect:** Identify 1-2 areas you want to strengthen in your WBL system.

**This work is complex and too important to navigate alone.**

Volesky Consulting partners with schools and colleges nationwide to build:

- Safe, scalable WBL ecosystems
- Talent-building CTE systems that strengthen local economies
- Student-centered systems that increase opportunity
- Sustainable structures that reduce liability and strengthen partnerships



**Volesky Consulting** is a national education and community strategy firm recognized for strengthening work-based learning and reimagining CTE systems. Led by Kristy Volesky, an education strategist known for shaping innovative WBL and CTE frameworks, the firm helps schools, colleges, and communities design programs that expand opportunity, reduce risk, and transform community vitality. Kristy's thought leadership has produced widely used, visionary tools in both WBL and CTE.

Connect with Kristy Volesky: [kristy@voleskyconsulting.com](mailto:kristy@voleskyconsulting.com)

Explore more at: [www.voleskyconsulting.com](http://www.voleskyconsulting.com)