




PARADISO IPA

31 IBU • 10 CALORIES PER CAN

This IPA radiates citrus fruit from the moment you pour it to the second you finish that last sip with a satisfied sigh. The bright, sharp twist of bitterness on the end makes you want to dive back in for one more.



JUNGLE WARFARE


TROPICAL PARADISE



PINE TRAIL PALE

42 IBU • 60 CALORIES PER CAN

A delight for the senses, this brew delivers on all levels. Rosy floral aromas are immediate as you pour, with a light and limey citrus bite on the palate and a balanced but obvious bitterness to finish!



ENDLESS TAILBACK


FOREST TRACK



COBA MAYA MEXI STYLE

11 IBU • 45 CALORIES PER CAN

A crisp, clean, lawnmower style brew which pours the color of straw in sunlight. A balanced malt punch on the palate, with a gentle spicy, and herbal aroma of German noble hops. Stick a slice of lime in it, kick back and enjoy!



BOWTIE & TUX


WHIP & FEDORA



GALACTIC EXTRA DARK

36 IBU • 110 CALORIES PER CAN

Forget the notion this is a brew style that has had its day. Instead, think of it as honeycomb covered in chocolate, because that's exactly what it tastes like: rich,unctuous and an absolutely decadent treat of a brew.



ALIEN INVASION

ROCKET TO THE MOON



GO ON. GO BIG.™

READY TO ORDER?
contact your local DESTIHL rep